

Ringwood RACE against Time Ltd

Trustees' Annual Report for the period from 27 Jan 2020 to 31 Jan 2021

Reference and administrative information

Charity name:	Ringwood RACE against Time Ltd
	The charity is constituted as a company limited by guarantee and is governed by a memorandum of association. The company is registered in England & Wales.
Charity registration number:	1189272
Company registration number:	12425680
Registered office & operational address:	1 Cloughs Road, Ringwood, Hampshire, BH24 1UU
Bankers:	Co-operative Bank plc

Board of Directors & charity trustees:

Name	Role	Appointed	Resigned
Keith Burgess	Chair	1 Jan 2020	30 Jan 2021 (deceased)
Mary DeBoos	Secretary	1 Jan 2020	
Bryony Robinson	Trustee	1 Jan 2020	
Alex Bluffield	Trustee	1 Jan 2020	
Rosemary White	Trustee	1 Jan 2020	
Tim Moxey	Trustee	29 April 2021	

Mary DeBoos took the role of Acting Chair from 30 Jan 2021 until formally appointed by the Board in the joint role of Chair and Secretary on the 7th May 2021.

The Board of directors may, by ordinary resolution, appoint directors/trustees and determine the rotation in which directors/trustees retire. Director/trustee selection is via interview with the Board.

Purpose and aims

Ringwood RACE against time (RACE) was set up for the public benefit of those living and working in the Ringwood area and for the protection and preservation of the environment; in particular, but not exclusively by:

- Promoting waste reduction, re-use reuse, reclamation, recycling, the use of recycled products and the use of surpluses.
- Advancing the education of the public about all aspects of waste generation, waste management and waste recycling.
- Advancing the skills of the public to enable the reuse and upcycling of unwanted items.
- Promoting the planting of native trees and hedgerows.
- Advancing the education of the public about climate change.
- Promoting investment in alternatives to fossil fuel derived products.

Main activities

In our first year we have:

- Funded, enabled and encouraged the planting of 28,681 trees in and around Ringwood, helping reduce the impact of climate change and making our town more beautiful, for the benefit of us all. Our target was 20,000 trees in 2020, which we comfortably exceeded despite the limitations imposed by Covid 19 restrictions.
- Made in excess of 1600 re-useable facemasks, over 1000 scrub bags, plus numerous other items from pre-loved fabrics, many of which were given away for free, thereby both reducing waste and encouraging re-use.
- Successfully gained plastic free status for Ringwood from the Surfers against Sewage charity, which included encouraging local businesses to make permanent environmental improvements to their operations, such as eliminating single use plastics.
- Hosted two educational films and discussions on environmental change.

We have also gained over 1,100 members to our Facebook group which actively promotes discussion and activities to improve the environment and take actions to prevent further harm to our climate.

When considering where to focus our attention our Board has had regard to the Charity Commission's guidance on public benefit. Tree planting funded directly by RACE has been in publicly assessable areas, such as Poulner Lakes and The Mount, and community involvement has been encouraged as far as Covid 19 restrictions have allowed.

Contribution made by volunteers

The Ringwood community has been hugely supportive of our efforts in 2020, and the contributions of volunteers across all our programs has been pivotal to our successes. RACE has benefited in numerous ways from volunteers including, but not limited to:

- Specialist knowledge of native trees and how to successfully plant and nurture them.
- The devotion of time and effort in planting, and nurturing trees.

- Management capabilities to organise and co-ordinate events, including tree planting, litter picks, pre-loved clothing swap, and educational film showings.
- Sewing skills and time devoted to the making and distribution of masks and other items from pre-loved fabrics.
- Relationships with local businesses, community organisations and individuals for both fund raising and supporting our various initiatives.

Financial review

The following details are taken from our 31 Jan 2021 accounts.

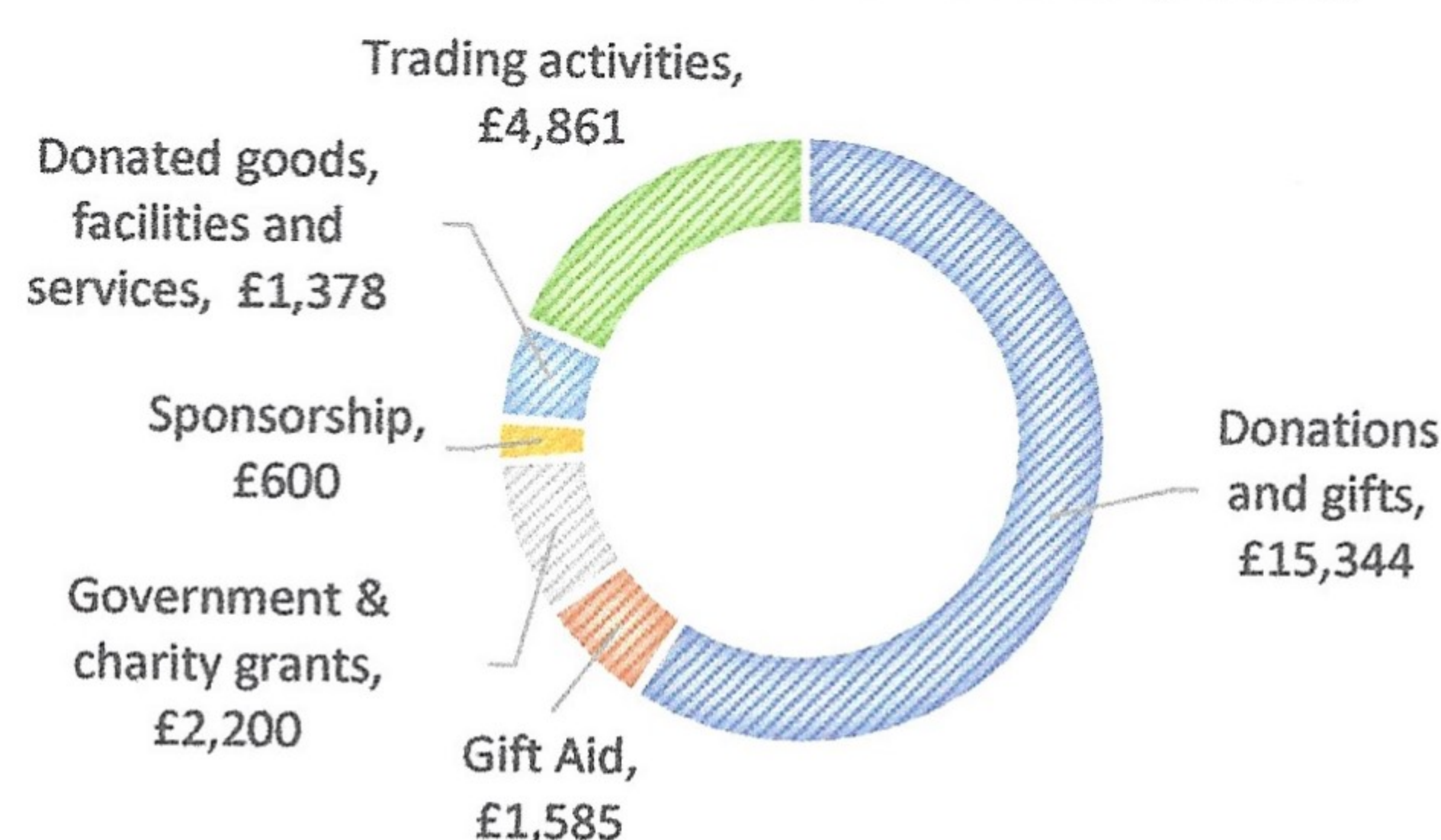
How we funded our work, our achievements and performance:

As this was our first year, we did not set any fundraising objectives other than to ensure that we generated sufficient funds to cover our activities.

The pie chart shows our main sources of income.

- Our largest source of income has been through donations, £12,213 of which has come from the DeBoos family, or companies associated with the DeBoos family.
- We have been delighted to benefit from many individual donations as well as corporate donations and grants including those from The National Lottery, Edaptive Limited, and the DPD Group.
- The Ringwood Town Council have also been highly supportive directly funding some of the trees planted on their land as have The Tree Council who funded £1,150 of trees.
- Our sponsorship income has kindly come from A-one insurance brokers.
- Our trading income is derived mainly from the sale of trees and goods made by the people of Ringwood, including sales made through our Christmas 'pop up shop' in December.

SOURCES OF INCOME



How we spent our funds:

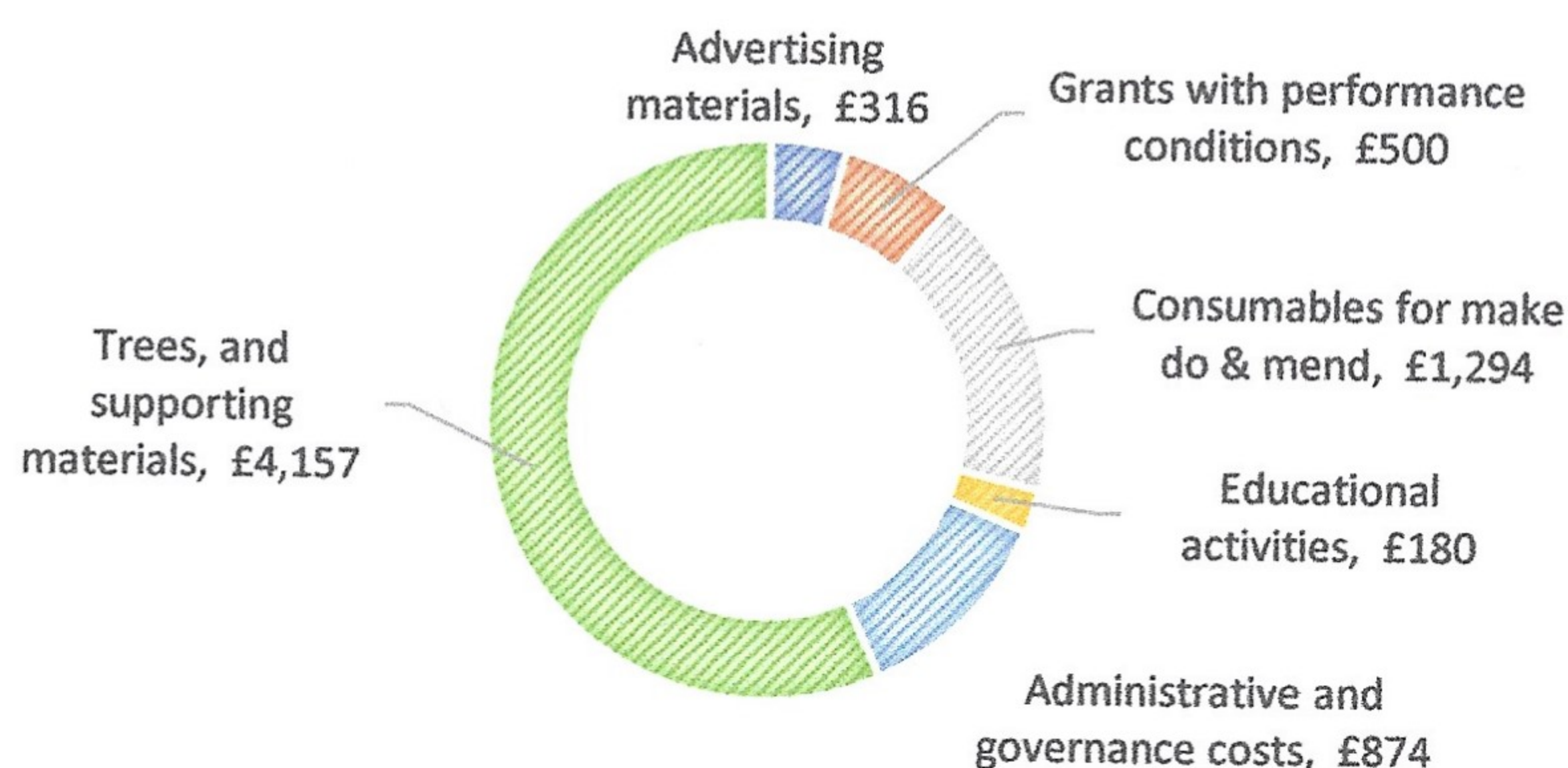
Our charitable work was organised into three main areas; Tree planting, Make, Do & Mend, and Putting plastic in its place.

- Tree purchases, plus associated costs such as mulch, canes and tree guards accounted for most of our expenditure.
- To support the Make, Do & Mend workstream we acquired various items such as sewing machines, ironing board & iron, threads, elastic for masks, etc
- To support the Putting Plastic in its Place workstream we funded two educational films,

with associated rental costs of £180.

- Grant making is not a key part of the RACE activities, we have however, chosen to make one grant this year of £500 to enable the building of a greenhouse to support education on sustainable local food growing through partnership with Transition Ringwood, based at the community allotments.
- Advertising materials relate to the cost of banners we use to signpost events.
- Administrative costs predominantly relate to insurance costs.

EXPENDITURE



Reserves policy

As it was our first year, we have built up our reserves over 2020 to ensure we can commit to supporting our activities on an ongoing basis. The minimum unrestricted reserves we would wish to hold is £5,000.

Several activities, and therefore spend, we had planned for in 2020 have been unable to take place due to the Covid 19 restrictions – for example sewing and repair workshops. It is hoped that we will be able to undertake these activities in 2021.

It is anticipated that our fundraising in 2021 will be less than in 2020 due to the retirement of our primary benefactor.

Our financial reserves at 31 Jan 2021 stand at £18,648, of which £783 is restricted, leaving unrestricted reserves of £17,864.

Declarations

The Trustees declare that they have approved the trustees report above.

Signed on behalf of the charity's trustees



Mary DeBoos
Chair & Secretary

Date 16/5/21



Bryony Robinson
Trustee

Charity Name		Charity No	1189272		
Ringwood RACE against Time Ltd		Company No	12425680		
Annual accounts for the period					
Period start date	27-Jan-20	To	Period end date	31-Jan-21	

Section A Statement of financial activities (including summary income and expenditure account)

Recommended categories by activity		Unrestricted funds £ F01	Restricted income funds £ F02	Endowment funds £ F03	Total funds £ F04	Prior year funds £ F05
Income (Note 3)						
Income and endowments from:						
Donations and legacies	S01	14,582	6,525	-	21,107	-
Charitable activities	S02	-	-	-	-	-
Other trading activities	S03	4,656	205	-	4,861	-
Investments	S04	-	-	-	-	-
Separate material item of income	S05	-	-	-	-	-
Other	S06	-	-	-	-	-
Total	S07	19,238	6,730	-	25,968	-
Expenditure (Notes 6)						
Expenditure on:						
Raising funds	S08	316	-	-	316	-
Charitable activities	S09	1,058	5,947	-	7,005	-
Separate material expense item	S10					
Other	S11	-	-	-	-	-
Total	S12	1,374	5,947	-	7,320	-
Net income/(expenditure) before tax for the reporting period						
	S13	17,864	783	-	18,648	-
Tax payable	S14	-	-	-	-	-
Net income/(expenditure) after tax before investment gains/(losses)						
	S15	17,864	783	-	18,648	-
Net gains/(losses) on investments	S16	-	-	-	-	-
Net income/(expenditure)	S17	17,864	783	-	18,648	-
Extraordinary items	S18	-	-	-	-	-
Transfers between funds	S19	-	-	-	-	-
Other recognised gains/(losses):						
Gains and losses on revaluation of fixed assets for the charity's own use	S20	-	-	-	-	-
Other gains/(losses)	S21	-	-	-	-	-
Net movement in funds	S22	17,864	783	-	18,648	-
Reconciliation of funds:						
Total funds brought forward	S23	-	-	-	-	-
Total funds carried forward	S24	17,864	783	-	18,648	-

Section B Balance sheet

		Guidance Note	Unrestricted funds £ F01	Restricted income funds £ F02	Endowment funds £ F03	Total this year £ F04
Fixed assets						
Intangible assets (Note 15)		B01	-	-	-	-
Tangible assets (Note 14)		B02	351	577	-	928
Heritage assets (Note 16)		B03	-	-	-	-
Investments (Note 17)		B04	-	-	-	-
Total fixed assets		B05	351	577	-	928
Current assets						
Stocks (Note 18)		B06	531	206	-	737
Debtors (Note 19)		B07	790	-	-	790
Investments (Note 17.4)		B08	-	-	-	-
Cash at bank and in hand (Note 24)		B09	16,192	2,400	-	18,592
Total current assets		B10	17,513	2,606	-	20,119
Creditors: amounts falling due within one year (Note 20)		B11	-	2,400	-	2,400
Net current assets/(liabilities)		B12	17,513	206	-	17,719
Total assets less current liabilities		B13	17,864	783	-	18,648
Creditors: amounts falling due after one year (Note 20)		B14	-	-	-	-
Provisions for liabilities		B15	-	-	-	-
Total net assets or liabilities		B16	17,864	783	-	18,648
Funds of the Charity						
Endowment funds (Note 27)		B17	-	-	-	-
Restricted income funds (Note 27)		B18	-	783	-	783
Unrestricted funds		B19	17,864	-	-	17,864
Revaluation reserve		B20	-	-	-	-
Fair value reserve		B21	-	-	-	-
Total funds		B22	17,864	783	-	18,648

The company was entitled to exemption from audit under s477 of the Companies Act 2006 relating to small c

The members have not required the company to obtain an audit in accordance with section 476 of the Compa 2006.

The directors acknowledge their responsibilities for complying with the requirements of the Companies Act w to accounting records and the preparation of accounts.

These accounts have been prepared in accordance with the provisions applicable to small companies subject small companies regime and in accordance with FRS102 SORP.

Signed by one or two trustees/directors on behalf of all the trustees/directors

Print Name
Bryony Robinson
Mary DeBoos

Signature of director authenticating accounts being sent to Companies House

Signature

Signature of director authenticating accounts being sent to Companies House

Bryony Robinson

9272
5680



**Total last
year
£**

F05

-
-
-
-
-

-
-
-
-
-

-

-

-

-
-

-

-
-
-
-
-
-

ompanies.

panies Act

with respect

to the

Date of approval dd/mm/yyyy
5/16/2021
5/16/2021

Date dd/mm/yyyy

5/16/2021

Note 1 Basis of preparation

This section should be completed by all charities.

1.1 Basis of accounting

These accounts have been prepared under the historical cost convention and at fair value unless otherwise stated in the relevant note(s).

The accounts have been prepared in accordance with:

- and with*

✓

 the Statement of Recommended Practice (SORP) for charities preparing their accounts in accordance with the Charities Act 2011 in the UK and Republic of Ireland (FRS 102)
- and with*

--

 the Financial Reporting Standard applicable in the UK and Ireland (FRS 102)
- and with the Charities Act 2011.

The charity constitutes a public benefit entity as defined by FRS 102.*

* -Tick as appropriate

1.2 Going concern

If there are material uncertainties related to events or conditions that may cast doubt on the charity's ability to continue as a going concern, please disclose them, and state whether the FRS 102 "applicability" provisions are applicable, if appropriate:

An explanation as to those factors that support the conclusion that the charity is a going concern;

The trustees have concluded that there are no material uncertainties related to the charity's ability to continue as a going concern, and the charity is managed with a prudent approach to ensure its financial stability and long-term sustainability.

Disclosure of any uncertainties that make the going concern assumption doubtful;

Not applicable

Where accounts are not prepared on a going concern basis, please disclose this fact together with the basis on which the trustees prepared the accounts and the reason why the charity is not regarded as a going concern.

Not applicable

1.3 Change of accounting policy

The accounts present a true and fair view and no changes have been made to the accounting policy note { }.

Yes*

✓

 No*

--

 * -Tick as appropriate

Please disclose:

(i) the nature of the change in accounting policy;

(ii) the reasons why applying the new accounting policy provides more reliable and more relevant information; and

(iii) the amount of the adjustment for each line affected in the current period, each prior period presented and the aggregate amount of the adjustment relating to periods before those presented, 3.44 FRS102 SORP

1.4 Changes to accounting estimates

No changes to accounting estimates have occurred in the repo

Yes*	<input checked="" type="checkbox"/>	* -Tick as appropriate
No*	<input type="checkbox"/>	

Please disclose:

(i) the nature of any changes;

(ii) the effect of the change on income and expense or assets and liabilities for the current period; and

(iii) where practicable, the effect of the change in one or more future periods.

1.5 Material prior year errors

No material prior year error have been identified in the reporti

Yes*	<input checked="" type="checkbox"/>	* -Tick as appropriate
No*	<input type="checkbox"/>	

Please disclose:

(i) the nature of the prior period error;

(ii) for each prior period presented in the accounts, the amount of the correction for each account line item affected; and

(iii) the amount of the correction at the beginning of the earliest prior period presented in the accounts.

Accounts

convention with items recognised at cost or (s) to these accounts.

Practice: Accounting and Reporting by Charities
in line with the Financial Reporting Standard applicable
(FRS 102) issued on 16 July 2014

applicable in the United Kingdom and Republic of

✓

**conditions that cast significant doubt on the
provide the following details or state "Not**

***consider that there are no material
risks about Ringwood Race against time Ltd ability
to continue as a going concern. The charity has a healthy
bank balance in excess of its minimal liabilities,
meeting its commitments. The charities activities are
within its ability to generate funds. There are no
uncertainties affecting the current year's accounts.***

le

le

have been made to the accounting policies adopted in

N/a

N/a

N/a

orting period (3.46 FRS102 SORP).

--

N/a
N/a
N/a

ng period (3.47 FRS102 SORP).

--

N/a
N/a
N/a

Note 2 Accounting policies

This standard list of accounting policies has been applied by the charity except for those deleted. Where a different or additional policy has been adopted then this is detailed in the box below.

2.1 RECONCILIATION WITH PREVIOUS GENERALLY ACCEPTED ACCOUNTING PRACTICE

Please provide a description of the nature of each change in accounting policy

N/a

Reconciliation of funds per previous GAAP to funds determined under FRS 102

	Start of period £	End of period £
Fund balances as previously stated		
Adjustments:		

Fund balance as restated

Reconciliation of net income/(net expenditure) per previous GAAP to net income/(net expenditure) under FRS 102

	End of period £
Net income/(expenditure) as previously stated	
Adjustments:	

Previous period net income/(expenditure) as restated

Note 2**Accounting policies****2.2 INCOME****Recognition of income**

These are included in the Statement of Financial Activities (SoFA) when:

- the charity becomes entitled to the resources;
- it is more likely than not that the trustees will receive the resources;
- the monetary value can be measured with sufficient reliability.

Yes*

**Offsetting**

There has been no offsetting of assets and liabilities, or income and expenses, unless required or permitted by the FRS 102 SORP or FRS 102.

Yes*

**Grants and donations**

Grants and donations are only included in the SoFA when the general income recognition criteria are met (5.10 to 5.12 FRS102 SORP).

Yes*



In the case of performance related grants, income must only be recognised to the extent that the charity has provided the specified goods or services as entitlement to the grant only occurs when the performance related conditions are met (5.16 FRS 102 SORP).

Yes*

**Legacies**

Legacies are included in the SOFA when receipt is probable, that is, when there has been grant of probate, the executors have established that there are sufficient assets in the estate and any conditions attached to the legacy are either within the control of the charity or have been met.

Yes*

**Government grants**

The charity has received government grants in the reporting period

Yes*

**Tax reclaims on donations and gifts**

Gift Aid receivable is included in income when there is a valid declaration from the donor. Any Gift Aid amount recovered on a donation is considered to be part of that gift and is treated as an addition to the same fund as the initial donation unless the donor or the terms of the appeal have specified otherwise.

Yes*

**Contractual income and performance related grants**

This is only included in the SoFA once the charity has provided the related goods or services or met the performance related conditions.

Yes*

**Donated goods**

Donated goods are measured at fair value (the amount for which the asset could be exchanged) unless impractical to do so.

Yes*



The cost of any stock of goods donated for distribution to beneficiaries is deemed to be the fair value of those gifts at the time of their receipt and they are recognised on receipt. In the reporting period in which the stocks are distributed, they are recognised as an expense at the carrying amount of the stocks at distribution.

Yes*



Donated goods for resale are measured at fair value on initial recognition, which is the expected proceeds from sale less the expected costs of sale, and recognised in 'Income from other trading activities' with the corresponding stock recognised in the balance sheet. On its sale the value of stock is charged against 'Income from other trading activities' and the proceeds from sale are also recognised as 'Income from other trading activities'.

Yes*



Goods donated for on-going use by the charity are recognised as tangible fixed assets and included in the SoFA as incoming resources when receivable.

Yes*



Gifts in kind for use by the charity are included in the SoFA as income from donations when receivable.

Yes*

**Donated services and facilities**

Donated services and facilities are included in the SOFA when received at the value of the gift to the charity provided the value of the gift can be measured reliably.

Yes*



Donated services and facilities that are consumed immediately are recognised as income with an equivalent amount recognised as an expense under the appropriate heading in the SOFA.

Yes*

**Support costs**

The charity has incurred expenditure on support costs.

Yes*

**Volunteer help**

The value of any voluntary help received is not included in the accounts but is described in the trustees' annual report.

Yes*



Income from interest, royalties and dividends	This is included in the accounts when receipt is probable and the amount receivable can be measured reliably.	Yes* <input type="checkbox"/>
Income from membership subscriptions	Membership subscriptions received in the nature of a gift are recognised in Donations and Legacies. Membership subscriptions which gives a member the right to buy services or other benefits are recognised as income earned from the provision of goods and services as income from charitable activities.	Yes* <input type="checkbox"/> Yes* <input type="checkbox"/>
Settlement of insurance claims	Insurance claims are only included in the SoFA when the general income recognition criteria are met (5.10 to 5.12 FRS102 SORP) and are included as an item of other income in the SoFA.	Yes* <input type="checkbox"/>
Investment gains and losses	This includes any realised or unrealised gains or losses on the sale of investments and any gain or loss resulting from revaluing investments to market value at the end of the year.	Yes* <input type="checkbox"/>
2.3 EXPENDITURE AND LIABILITIES		
Liability recognition	Liabilities are recognised where it is more likely than not that there is a legal or constructive obligation committing the charity to pay out resources and the amount of the obligation can be measured with reasonable certainty.	Yes* <input checked="" type="checkbox"/>
Governance and support costs	Support costs have been allocated between governance costs and other support. Governance costs comprise all costs involving public accountability of the charity and its compliance with regulation and good practice. Support costs include central functions and have been allocated to activity cost categories on a basis consistent with the use of resources, eg allocating property costs by floor areas, or per capita, staff costs by the time spent and other costs by their usage.	Yes* <input checked="" type="checkbox"/> Yes* <input checked="" type="checkbox"/>
Grants with performance conditions	Where the charity gives a grant with conditions for its payment being a specific level of service or output to be provided, such grants are only recognised in the SoFA once the recipient of the grant has provided the specified service or output.	Yes* <input checked="" type="checkbox"/>
Grants payable without performance conditions	Where there are no conditions attaching to the grant that enables the donor charity to realistically avoid the commitment, a liability for the full funding obligation must be recognised.	Yes* <input type="checkbox"/>
Redundancy cost	The charity made no redundancy payments during the reporting period.	Yes* <input checked="" type="checkbox"/>
Deferred income	No material item of deferred income has been included in the accounts.	Yes* <input type="checkbox"/>
Creditors	The charity has creditors which are measured at settlement amounts less any trade discounts	Yes* <input checked="" type="checkbox"/>
Provisions for liabilities	A liability is measured on recognition at its historical cost and then subsequently measured at the best estimate of the amount required to settle the obligation at the reporting date	Yes* <input checked="" type="checkbox"/>
Basic financial instruments	The charity accounts for basic financial instruments on initial recognition as per paragraph 10.7 FRS102 SORP. Subsequent measurement is as per paragraphs 11.17 to 11.19, FRS102 SORP.	Yes* <input type="checkbox"/>
2.4 ASSETS		
Tangible fixed assets for use by charity	These are capitalised if they can be used for more than one year, and cost at least They are valued at cost. The depreciation rates and methods used are disclosed in note 14.	2-3 yea Yes* <input checked="" type="checkbox"/>
Intangible fixed assets	The charity has intangible fixed assets, that is, non-monetary assets that do not have physical substance but are identifiable and are controlled by the charity through custody or legal rights. The amortisation rates and methods used are disclosed in note 15. They are valued at cost.	Yes* <input type="checkbox"/> Yes* <input type="checkbox"/>
Heritage assets	The charity has heritage assets, that is, non-monetary assets with historic, artistic, scientific, technological, geophysical or environmental qualities that are held and maintained principally for their contribution to knowledge and culture. The depreciation rates and methods used as disclosed in note 16. They are valued at cost.	Yes* <input type="checkbox"/> Yes* <input type="checkbox"/>
Investments	Fixed asset investments in quoted shares, traded bonds and similar investments are valued at initially at cost and subsequently at fair value (their market value) at the year end. The same treatment is applied to unlisted investments unless fair value cannot be	Yes*

	end. The same treatment is applied to unlisted investments unless fair value cannot be measured reliably in which case it is measured at cost less impairment.	<input type="checkbox"/>
	Investments held for resale or pending their sale and cash and cash equivalents with a maturity date of less than 1 year are treated as current asset investments	Yes* <input type="checkbox"/>
Stocks and work in progress	Stocks held for sale as part of non-charitable trade are measured at the lower or cost or net realisable value.	Yes* <input checked="" type="checkbox"/>
	Goods or services provided as part of a charitable activity are measured at net realisable value based on the service potential provided by items of stock.	Yes* <input checked="" type="checkbox"/>
	Work in progress is valued at cost less any foreseeable loss that is likely to occur on the contract.	Yes* <input type="checkbox"/>
Debtors	Debtors (including trade debtors and loans receivable) are measured on initial recognition at settlement amount after any trade discounts or amount advanced by the charity. Subsequently, they are measured at the cash or other consideration expected to be received.	Yes* <input checked="" type="checkbox"/>
Current asset investments	The charity has investments which it holds for resale or pending their sale and cash and cash equivalents with a maturity date less than one year. These include cash on deposit and cash equivalents with a maturity of less than one year held for investment purposes rather than to meet short-term cash commitments as they fall due.	Yes* <input type="checkbox"/>
	They are valued at fair value except where they qualify as basic financial instruments.	Yes* <input type="checkbox"/>
POLICIES ADOPTED ADDITIONAL TO OR DIFFERENT FROM THOSE ABOVE	<div style="border: 1px solid black; padding: 10px; min-height: 100px;"> <p>Deferred income consists of resources received by the charity that do not meet the criteria for recognition in the Statement of Financial Activities (SoFA). Deferred income is not recognised in the SoFA as the charity is entitled to the income, instead deferred income is disclosed as a liability in the balance sheet.</p> </div>	

No*	N/a*

No*	N/a*

No*	N/a*

No*	N/a*

No*	N/a*

No*	N/a*

No*	N/a*

No*	N/a*

No*	N/a*

No*	N/a*

No*	N/a*

No*	N/a*

No*	N/a*

No*	N/a*

No*	N/a*

No*	N/a*

No*	N/a*

No*	N/a*
	✓

No*	N/a*
	✓

No*	N/a*
	✓

No*	N/a*
	✓

No*	N/a*
	✓

No*	N/a*

No*	N/a*

No*	N/a*

No*	N/a*

No*	N/a*
	✓

No*	N/a*

No*	N/a*
✓	

No*	N/a*

No*	N/a*

No*	N/a*
	✓

IRS

No*	N/a*

No*	N/a*
	✓

No*	N/a*
	✓

No*	N/a*
	✓

No*	N/a*
	✓

No* N/a*

	✓
--	---

No* N/a*

	✓
--	---

No* N/a*

--	--

No* N/a*

--	--

No* N/a*

	✓
--	---

No* N/a*

--	--

No* N/a*

	✓
--	---

No* N/a*

	✓
--	---

Recognition as
of FA until the
sheet.

Note 3

Income

Analysis of income

		Unrestricted funds	Restricted income funds	Endowment funds	Total funds £	Prior year £
Donations and legacies:	Donations and gifts	11,139	4,205	-	15,344	-
	Gift Aid	1,515	70	-	1,585	-
	Legacies	-	-	-	-	-
	General grants provided by government/other charities	550	1,650	-	2,200	-
	Membership subscriptions and sponsorships which are in substance donations	-	600	-	600	-
	Donated goods, facilities and services	1,378	-	-	1,378	-
	Other	-	-	-	-	-
	Total	14,582	6,525	-	21,107	-
Charitable activities:		-	-	-	-	-
		-	-	-	-	-
		-	-	-	-	-
	Other	-	-	-	-	-
	Total	-	-	-	-	-
Other trading activities:		4,656	205	-	4,861	-
		-	-	-	-	-
		-	-	-	-	-
	Other	-	-	-	-	-
	Total	4,656	205	-	4,861	-
Income from investments:	Interest income	-	-	-	-	-
	Dividend income	-	-	-	-	-
	Rental and leasing income	-	-	-	-	-
	Other	-	-	-	-	-
	Total	-	-	-	-	-
Separate material item of income		-	-	-	-	-
		-	-	-	-	-
		-	-	-	-	-
	Other	-	-	-	-	-
	Total	-	-	-	-	-
Other:	Conversion of endowment funds into income	-	-	-	-	-
	Gain on disposal of a tangible fixed asset held for charity's own use	-	-	-	-	-
	Gain on disposal of a programme related investment	-	-	-	-	-
	Royalties from the exploitation of intellectual property rights	-	-	-	-	-
	Other	-	-	-	-	-
	Total	-	-	-	-	-
TOTAL INCOME		19,238	6,730	-	25,968	-

Other information:

All income in the prior year was unrestricted except for: (please provide description and amounts)

N/a as first year accounts

Where any endowment fund is converted into income in the reporting period, please give the reason for the conversion.

N/a - no endowments

Where any endowment fund is converted into income in the prior period, please give the reason for the conversion.

N/a - no endowments

Within the income items above the following items are material: (please disclose the nature, amount and any prior year amounts)

Within the unrestricted donations total are:
A donation of £5,000 from Sorso Limited, a company connected to the charities trustee Mary DeBoos.
A total of £7,313 of donations from Mary and Gareth DeBoos.
Within the restricted donations total are is:
£1,000 from The National Lottery

This year: Where sums originally denominated in foreign currency have been included in income, explain the basis on which those sums have been translated into sterling (or the currency in which the accounts are drawn up).

N/a - all funds in pound sterling

Last year: Where sums originally denominated in foreign currency have been included in income, explain the basis on which those sums have been translated into sterling (or the currency in which the accounts are drawn up).

N/a - first year accounts

Note 4

Analysis of receipts of government grants

	Description
Government grant 1	New Forest District Council - support for tree planting
Government grant 2	New Forest District Council
Government grant 3	New Forest District Council
Other	
	Total

	Description
Government grant 1	
Government grant 2	
Government grant 3	
Other	
	Total

	This year	Last
<i>Please provide details of any unfulfilled conditions and other contingencies attaching to grants that have been recognised in income.</i>	N/a	N/a

	This year	Last
<i>Please give details of other forms of government assistance from which the charity has directly benefited.</i>	Hampshire County Council have provided a grant of £1000 to assist with the set up of premises and to support 'Make do & mend' workshops, which has been recognised in deferred income.	N/a

cont)

This year
£

500
250
300
-
1,050

Last year
£

-
-
-
-
-

year

year

Note 5 Donated goods, facilities and services**This year
£**

Seconded staff
Use of property
Other

-
-
1,378
1,378

This year**Last**

Please provide details of the accounting policy for the recognition and valuation of donated goods, facilities and services.

Donated goods and services are recognised on receipt at fair value where practical, unless not justified on cost/benefit grounds.

N/a

Please provide details of any unfulfilled conditions and other contingencies attaching to resources from donated goods and services not recognised in income.

None.

N/a

Please give details of other forms of other donated goods and services not recognised in the accounts, eg contribution of unpaid volunteers.

Considerable unpaid time and some materials have been donated by the Ringwood community in supporting our efforts in 2020, including:
 * Time spend organising, planting and nurturing trees
 * Making masks and scrub bags and other items from donated preloved fabrics, and then distributing and selling them
 * Setting up and maintaining our recycling shed
 * Activities to support the attainment of plastic free status for the town, including litter picking

N/a

(cont)

Last year
£

-
-
-
-

year

Section C

Notes to the accounts

(cont)

Note 6

Expenditure

Analysis	This year				Last	
	Unrestricted funds	Restricted income funds	Endowment funds	Total funds	Unrestricted funds	Restricted income funds
Expenditure on raising funds:	£					
Incurred seeking donations	-	-	-	-	-	-
Incurred seeking legacies	-	-	-	-	-	-
Incurred seeking grants	-	-	-	-	-	-
Operating membership schemes and social lotteries	-	-	-	-	-	-
Staging fundraising events	-	-	-	-	-	-
Fundraising agents	-	-	-	-	-	-
Operating charity shops	-	-	-	-	-	-
Operating a trading company undertaking non-charitable trading activity	-	-	-	-	-	-
Advertising, marketing, direct mail and publicity	316	-	-	316	-	-
Start up costs incurred in generating new source of future income	-	-	-	-	-	-
Database development costs	-	-	-	-	-	-
Other trading activities	-	-	-	-	-	-
Investment management costs:	-	-	-	-	-	-
Portfolio management costs	-	-	-	-	-	-
Cost of obtaining investment advice	-	-	-	-	-	-
Investment administration costs	-	-	-	-	-	-
Intellectual property licencing costs	-	-	-	-	-	-
Rent collection, property repairs and maintenance charges	-	-	-	-	-	-
	-	-	-	-	-	-
Total expenditure on raising funds	316	-	-	316	-	-
Expenditure on charitable activities:						
Trees, and supporting materials	127	4,029	-	4,157	-	-
Grants with performance conditions	-	500	-	500	-	-
Consumables for make do & mend	551	743	-	1,294	-	-
Educational activities	180	-	-	180	-	-
Administrative and governance costs	199	675	-	874	-	-
Total expenditure on charitable activities	1,058	5,947	-	7,005	-	-
Separate material item of expense						
	-	-	-	-	-	-
	-	-	-	-	-	-
	-	-	-	-	-	-
Total	-	-	-	-	-	-
Other						
	-	-	-	-	-	-
	-	-	-	-	-	-
	-	-	-	-	-	-
	-	-	-	-	-	-

Total other expenditure	-	-	-	-	-	-
TOTAL EXPENDITURE	1,374	5,947	-	7,320	-	-

Other information:

Analysis of expenditure on charitable activities

Activity or programme	This year				Last	
	Activities undertaken directly	Grant funding of activities	Support Costs	Total this year	Activities undertaken directly	Grant funding of activities
	£	£	£	£	£	£
20,000 trees in 2020	127	4,029	-	4,157	-	-
Greenhouse		500		500		
Make do & mend	438	524	332	1,294	-	-
Putting plastic in its place	180	-		180		
Governance	199	675		874		
Other	-	-	-	-	-	-
Total	945	5,728	332	7,005	-	-

This year: Where sums originally denominated in foreign currency have been included in expenditure, explain the basis on which those sums have been translated into sterling (or the currency in which the accounts are drawn up).

N/a

Last year: Where sums originally denominated in foreign currency have been included in expenditure, explain the basis on which those sums have been translated into sterling (or the currency in which the accounts are drawn up).

N/a

: year

Endowment funds	Total funds
	£

-	-
-	-
-	-
-	-
-	-
-	-
-	-
-	-
-	-
-	-
-	-
-	-
-	-
-	-
-	-
-	-
-	-
-	-
-	-
-	-
-	-

-	-
-	-
-	-
-	-
-	-
-	-

-	-
-	-
-	-
-	-

-	-
-	-
-	-
-	-

-	-
-	-

: year	
Support Costs	Total last year
£	£
-	-
-	-
-	-
-	-

Section C	Notes to the accounts	(cont)
-----------	-----------------------	--------

Note 7 Extraordinary items

Please explain the nature of each extraordinary item occurring in the period.

	Description	This year £	Last year £
Extraordinary item 1	N/a	-	-
Extraordinary item 2		-	-
Extraordinary item 3		-	-
Extraordinary item 4		-	-
Total extraordinary items		-	-

Section C	Notes to the accounts
------------------	------------------------------

Note 8 Funds received as agent

8.1 Please complete this note if the charity has agreed to administer the funds of another entity as its agent. Note: If a charity is acting as an agent, it should not recognise the income in the Statement of Financial Activities or the Balance Sheet.

Description/name of party	Related party (Yes or No)	Amount received		Amount paid out		Balance held at period end	
		This year	Last year	This year	Last year	This year	Last year
		£	£	£	£	£	£
N/a		-	-	-	-	-	-
		-	-	-	-	-	-
		-	-	-	-	-	-
		-	-	-	-	-	-
		-	-	-	-	-	-
Total		-	-	-	-	-	-

8.2 Where a consortia or similar arrangement exists whereby 2 or more charities co-operate to achieve economies in the purchase of goods or services, please disclose details of any balances outstanding between any participating members.

Description/name of party	Balance held at period end	
	This year	Last year
N/a	£	£
	-	-
	-	-
	-	-
	-	-
	-	-
Total		-

Section C**Notes to the accounts****Note 9 Support Costs**

Please complete this note if the charity has analysed its expenses using activity categories and has support costs.

This year

Support cost (examples)	Make do & mend				Grand total
	£	£	£	£	£
Depreciation	332	-	-	-	332
	-	-	-	-	-
	-	-	-	-	-
	-	-	-	-	-
Other	-	-	-	-	-
Total	332	-	-	-	332

Last year

Support cost (examples)	Raising funds £	Activity 1 £	Activity 2 £	Activity 3 £	Grand total £
Governance	-	-	-	-	-
	-	-	-	-	-
	-	-	-	-	-
	-	-	-	-	-
Other	-	-	-	-	-
Total	-	-	-	-	-

Please provide details of the accounting policy adopted for the apportionment of costs between activities and any estimation techniques used to calculate their apportionment.

Depreciation charges are allocated to the work is utilised.

Basis of allocation
(Describe method)
Allocated based on usage of assets

Basis of allocation
(Describe method)

<p>stream where the asset</p>

Section C**Notes to the accounts****Note 10****Details of certain types of expenditure****Note 10.1 Fees for examination of the accounts**

Please provide details of the amount paid for any statutory external scrutiny of accounts and other services provided by your independent examiner. If nothing was paid please enter '0' in the appropriate box(es).

Independent examiner's fees**Assurance services other than independent examination****Tax advisory fees****Other fees (for example: financial advice, consultancy, accountancy services) paid to the independent examiner**

This year £
-
-
-
-

Last year £
-
-
-
-

Section C**Notes to the accounts****Note 11** **Paid employees**

Please complete this note if the charity has any employees (transactions with Trustees Note 28)

11.1 Staff Costs

	This year £
Salaries and wages	-
Social security costs	-
Pension costs (defined contribution scheme)	
Other employee benefits	-
Total staff costs	-

This year:

Please provide details of expenditure on staff working for the charity whose contracts are with and are paid by a related party

Last year:

Please provide details of expenditure on staff working for the charity whose contracts are with and are paid by a related party

Please give details of the number of employees whose total employee benefits (excluding pension costs) fell within each band of £10,000 from £60,000 upwards. If there are transactions, please enter 'true' in the box provided.

No employees received employee benefits (excluding employer pension costs) for the reporting period of more than £60,000

Band	Number of
	This year
£60,000 to £69,999	-
£70,000 to £79,999	-
£80,000 to £89,999	-
£90,000 to £99,999	-
£100,000 to £109,999	-

Please provide the total amount paid to key management

This year £
-

11.2 Average head count in the year**The parts of the charity in which the employees work**

	This year Number
Fundraising	-
Charitable Activities	-
Governance	-
Other	-
Total	-

11.3 Ex-gratia payments to employees and others (excluding trustees)***Please complete if an ex-gratia payment is made.*****Please explain the nature of the payment**

This year	
Last year	

Please state the legal authority or reason for making the payment

This year	
Last year	

Please state the amount of the payment (or value of any waiver of a right to an asset)

This year
£
-

11.4 Redundancy payments

Please complete if any redundancy or termination payment is made in the period.

Total amount of payment

This year
£
-

The nature of the payment (cash, asset etc.)

--

The extent of redundancy funding at the balance sheet date

This year
£
-

Please state the accounting policy for any redundancy or termination payments

--

(co

es dealt with in

Last year £
-
-
-
-

--

--

cluding employer
no such

--

employees
Last year
-
-
-
-
-

Last year £
-

Last year Number
-
-
-
-
-

Last year £
-

Last year
£
-

--

Last year
£
-

--

Section C**Notes to the accounts****(cont)**

Note 12 Defined contribution pension scheme or defined benefit scheme accounted for as a defined contribution scheme.

12.1 Please complete this note if a defined contribution pension scheme is operated.

Amount of contributions recognised in the SOFA as an expense

This year	Last year
£	£
-	-

Please explain the basis for allocating the liability and expense of defined contribution pension scheme between activities and between restricted and unrestricted funds.

--	--

12.2 Please complete this section where the charity participates in a defined benefit pension plan but is unable to ascertain its share of the underlying assets and liabilities.

Please confirm that although the scheme is accounted for as a defined contribution plan, it is a defined benefit plan.

Please provide such information as is available about the plan's surplus or deficit and the implications, if any, for the reporting charity this year and last year, if different

12.3 Please complete this section where the charity participates in a multi-employer defined benefit pension plan that is accounted for as a defined contribution plan.

Describe the extent to which the charity can be liable to the plan for other entities' obligations under the terms and conditions of the multi-employer plan. If this is different for last year, provide details

Provide an explanation of how any liability arising from an agreement with a multi-employer plan to fund a deficit has been determined. If this is different for last year, provide details

Section C	Notes to the accounts	(cont)
------------------	------------------------------	---------------

Note 13 Grantmaking

Please complete this note if the charity made any grants or donations which in aggregate form a material part of the charitable activities undertaken.

This year:

13.1 Analysis of grants paid (included in cost of charitable activities)

Analysis	Grants to institutions	Grants to individuals	Support costs £	Total £
Greenhouse for Transition Ringwood	-	500.00	-	500.00
Activity or project 2	-	-	-	-
Activity or project 3	-	-	-	-
Activity or project 4	-	-	-	-
Total	-	500	-	500

Please enter "Nil" if the charity does not identify and/or allocate support costs.

13.2 Grants made to institutions

<i>My charity has made grants to particular institutions that are material in the context of its grantmaking. Details of the institution supported, purpose of the grant and total paid to each institution is available on the charity's web site.</i>	Yes	<i>Please provide details of charity's URL.</i>
	No	<i>Provide details below</i>

Names of institution	Purpose	Total amount of grants paid £
		-
		-
		-
		-
		-
		-
		-
		-
		-
		-
Total grants to institutions in reporting period		-
Other unanalysed grants		-
TOTAL GRANTS PAID		-

Last year:

13.3 Analysis of grants paid (included in cost of charitable activities)

Analysis	Grants to institutions	Grants to individuals	Support costs £	Total £
Activity or project 1	-	-	-	-
Activity or project 2	-	-	-	-
Activity or project 3	-	-	-	-
Activity or project 4	-	-	-	-
Total	-	-	-	-

Please enter "Nil" if the charity does not identify and/or allocate support costs.

13.4 Grants made to institutions

My charity has made grants to particular institutions that are material in the context of its grantmaking. Details of the institution supported, purpose of the grant and total paid to each institution is available on the charity's web site.

Yes	Please provide details of charity's URL.
No	Provide details below

Names of institution	Purpose	Total amount of grants paid £
		-
		-
		-
		-
		-
		-
		-
		-
		-
		-
Total grants to institutions in reporting period		-
Other unanalysed grants		-
TOTAL GRANTS PAID		-

Section C
Notes to the accounts
Note 14
Tangible fixed assets

Please complete this note if the charity has any tangible fixed assets

14.1 Cost or valuation

	Freehold land & buildings	Other land & buildings	Plant, machinery and motor vehicles	Fixtures, fittings and equipment
	£	£	£	£
At the beginning of the year	-	-	-	-
Additions	-	-	-	1,260
Revaluations	-	-	-	-
Disposals	-	-	-	-
Transfers *	-	-	-	-
At end of the year	-	-	-	1,260

14.2 Depreciation and impairments

**Basis	SL or RB (Straight Line or Reducing Balance)	SL	SL	SL
** Rate			2 years	3 years
At beginning of the year	-	-	-	-
Disposals	-	-	-	-
Depreciation	-	-	-	332
Impairment	-	-	-	-
Transfers*	-	-	-	-
At end of the year	-	-	-	332

14.3 Net book value

Net book value at the beginning of the year	-	-	-	-
Net book value at the end of the year	-	-	-	928

14.4 Impairment

This year: Please provide a description of the events and circumstances that led to the recognition or reversal of an impairment loss.

N/a

Last year: Please provide a description of the events and circumstances that led to the recognition or reversal of an impairment loss.

N/a

14.5 Revaluation

If an accounting policy of revaluation is adopted, please provide:

This year

the effective date of the revaluation

N/a

the name of independent valuer, if applicable

N/a

the methods applied and significant assumptions

N/a

the carrying amount that would have been recognised had the assets been carried under the cost model.

-

14.6 Other disclosures

(i) Please state the amount of borrowing costs, if any, capitalised in the construction of tangible fixed assets and the capitalisation rate used.

(ii) Please provide the amount of contractual commitments for the acquisition of tangible fixed assets.

(iii) Details of the existence and carrying amounts of property, plant and equipment to which the charity has restricted title or that are pledged as security for liabilities.

This year

£

-

-

* The "transfers" row is for movements between fixed asset categories.

** Please indicate the method of depreciation by deleting the method not applicable (SL = straight line; RB = revaluation)

(cont)

Total
£
-
1,260
-
-
-
1,260

SL

-
-
332
-
-
332

-
928

--

--

Last year

-

Last year
£
-
-

reducing balance). Also

Section C

Notes to the accounts

Note 15 Intangible assets

Please complete this note if the charity has any intangible assets

15.1 Cost or valuation

	Research & development £	Patents and trademarks £	Other £	Total £
At beginning of the year	-	-	-	-
Additions	-	-	-	-
Disposals	-	-	-	-
Revaluations	-	-	-	-
Transfers *	-	-	-	-
At end of the year	-	-	-	-

15.2 Amortisation and impairments

**Basis	SL or RB	SL or RB	SL or RB	SL or RB	Straight Line ("SL") or Reducing Balance ("RB")
** Rate					

At beginning of the year	-	-	-	-
Disposals	-	-	-	-
Amortisation	-	-	-	-
Impairment	-	-	-	-
Transfers*	-	-	-	-
At end of year	-	-	-	-

15.3 Net book value

Net book value at the beginning of the year	-	-	-	-
Net book value at the end of the year	-	-	-	-

15.4 Accounting policy

Please disclose the accounting policy for intangible fixed assets including:

Reasons for choosing amortisation rates

N/a

Policies for the recognition of any capital development

N/a

15.5 Impairment

This year:

Please provide a description of the events and circumstances that led to the recognition or reversal of an impairment loss.

N/a

Last year:

Please provide a description of the events and circumstances that led to the recognition or reversal of an impairment loss.

N/a

15.6 Revaluation

If an accounting policy of revaluation is adopted, please provide:

the effective date of the revaluation

the name of independent valuer, if applicable

the methods applied

the carrying amount that would have been recognised had the assets been carried under the cost model.

This year	Last year
N/a	
N/a	
N/a	
N/a	

15.7 Other disclosures

(i) If your intangible asset was acquired by way of grant, provide value on initial recognition and carrying amount of the asset.

(ii) Details of the carrying amounts of any intangible assets to which the charity has restricted title or that are pledged as security for liabilities.

(iii) Please provide the amount of contractual commitments for the acquisition of intangible assets.

(iv) State the amount of research and development expenditure recognised as expenditure in the year.

(v) Please detail the headings in the SOFA in which a charge for amortisation of intangible assets is included.

(vi) For any material intangible assets, please provide a description, its carrying amount and any remaining amortisation period.

N/a	
N/a	
N/a	
N/a	
N/a	
N/a	

* The "transfers" row is for movements between fixed asset categories.

** Please indicate the method of depreciation by deleting the method not applicable (SL = straight line; RB = r balance). Also please indicate the rate of depreciation: for straight line, what is the anticipated life of the asset years); for reducing balance, what is the percentage annual deduction.

(cont

--

--

educing
(in

Section C**Notes to the accounts****(cont)****Note 16****Heritage assets***Please complete this note if the charity has heritage assets***16.1 General disclosures for all charities holding heritage assets**

	This year	Last year
(i) Explain the nature and scale of heritage assets held.	N/a	N/a
(ii) Explain the policy for the acquisition, preservation, management and disposal of heritage assets.	N/a	N/a

16.2 Cost or valuation

	Heritage asset 1	Heritage asset 2	Heritage asset 3	Heritage asset 4	Total
	£	£	£	£	£
At beginning of the year	-	-	-	-	-
Additions	-	-	-	-	-
Disposals	-	-	-	-	-
Revaluations	-	-	-	-	-
Transfers *	-	-	-	-	-
At end of the year	-	-	-	-	-

16.3 Depreciation and impairments****Basis**

** Rate				

At beginning of the year	-	-	-	-	-
Disposals	-	-	-	-	-
Depreciation	-	-	-	-	-
Impairment	-	-	-	-	-
Transfers*	-	-	-	-	-
At end of year	-	-	-	-	-

16.4 Net book value

Net book value at the beginning of the year	-	-	-	-	-
Net book value at the end of the year	-	-	-	-	-

16.5 Impairment

This year

Please provide a description of the events and circumstances that led to the recognition or reversal of an impairment loss.

N/a

Last year

Please provide a description of the events and circumstances that led to the recognition or reversal of an impairment loss.

N/a

16.6 Revaluation

If an accounting policy of revaluation is adopted, please provide:

the effective date of the revaluation

the name of independent valuer, if applicable

qualifications of independent valuer

the methods applied and significant assumptions

any significant limitations on the valuation

This year	Last
N/a	N/a
N/a	N/a
N/a	N/a
N/a	N/a
N/a	N/a

16.7 Analysis of heritage assets by class or group distinguishing those at cost and those at valuation

Carrying amount at the beginning of the period

Additions

Disposals

Depreciation/impairment

Revaluation

Carrying amount at the end of period

At valuation Group A	At cost Group B
£	£
-	-
-	-
-	-
-	-
-	-
-	-

16.8 Heritage assets (where heritage assets are not recognised on the balance sheet)

(i) Explain the reason why heritage assets have not been recognised on the balance sheet.

(ii) Describe the significance and nature of heritage assets.

(iii) Disclose information that is helpful in assessing the value of heritage assets.

This year	Last year
N/a	N/a
N/a	N/a
N/a	N/a

(iv) Explain the reason why it is not practicable to obtain a valuation of heritage assets.	N/a	N/a
--	-----	-----

16.9 Five year summary of heritage assets transactions

	2015	2014	2013	2012	2011
	£	£	£	£	£
Purchases					
Group A	-	-	-	-	-
Group B	-	-	-	-	-
Group C	-				
Other	-				
Donations					
Group A	-	-	-	-	-
Group B	-	-	-	-	-
Group C	-	-	-	-	-
Other	-	-	-	-	-
Total additions	-	-	-	-	-
Charge for impairment					
Group A	-	-	-	-	-
Group B	-	-	-	-	-
Group C	-	-	-	-	-
Other	-	-	-	-	-
Total charge for impairment	-	-	-	-	-
Disposals					
Group A - carrying amount	-	-	-	-	-
Group B - carrying amount	-	-	-	-	-
Group C	-	-	-	-	-
Other	-	-	-	-	-
Total disposals	-	-	-	-	-

Straight Line
("SL") or
Reducing
Balance ("RB")

--

--

year

Total
£
-
-
-
-
-
-



Note 17 Investment assets

Please complete this note if the charity has any investment assets.

17.1 Fixed assets investments (please provide for each class of investment)

	Cash & cash equivalents	Listed investments	Investment properties	Social investments	Other	Total
Carrying (fair) value at beginning of period	-	-	-	-	-	-
Add: additions to investments during period*	-	-	-	-	-	-
Less: disposals at carrying value	-	-	-	-	-	-
Less: impairments	-	-	-	-	-	-
Add: Reversal of impairments	-	-	-	-	-	-
Add/(deduct): transfer in/(out) in the period	-	-	-	-	-	-
Add/(deduct): net gain/(loss) on revaluation	-	-	-	-	-	-
Carrying (fair) value at end of year	-	-	-	-	-	-

*Please specify additions resulting from acquisitions through business combinations, if any.

N/a

Please note that Fair Value in this context is the amount for which an asset could be exchanged between knowledgeable and willing parties in an arm's length transaction. For traded securities, the fair value is the value of the security quoted on the London Stock Exchange Daily Official List or equivalent. For other assets where there is no market price on a traded market, it is the trustees' or valuers' best estimate of fair value.

17.2 Please provide a breakdown of investments shown above agreeing with the balance sheet row B04 differentiating between those held at fair value and those held at cost less impairment.

This year:

Analysis of investments

Cash or cash equivalents

Listed investments

Investment properties

Social investments

Other investments

Total

Grand total (Fair value at year end+Cost less impairment)

Fair value at year end	Cost less impairment
£	£
-	-
-	-
-	-
-	-
-	-
-	-
-	-
-	-
-	-

Last year:

Analysis of investments

Cash or cash equivalents

Listed investments

Investment properties

Social investments

Other investments

Total

Fair value at year end	Cost less impairment
£	£
-	-
-	-
-	-
-	-
-	-
-	-
-	-
-	-
-	-

Grand total (Fair value at year end+Cost less impairment)

-

17.3 If your charity holds investment properties, please complete the following note:

(i) Explain the methods and significant assumptions in determining the fair value of investment property held by the charity

This year	Last year
N/a	N/a
N/a	N/a
N/a	N/a
N/a	N/a

(ii) Name or independent valuer, if applicable, and relevant qualifications

(iii) Provide details of any restrictions on the ability to realise investment property or on the remittance of income or disposal proceeds

(iv) Explain any contractual obligations for the purchase, construction or development of investment property or for repairs, maintenance or enhancements

17.4 Please provide a breakdown of current asset investments, if applicable, agreeing with the

Analysis of current asset investments

Cash or cash equivalents

Listed investments

Investment properties

Social investments

Other investments

Total

This year	Last year
£	£
-	-
-	-
-	-
-	-
-	-
-	-
-	-

17.5 Guarantees

Please provide details and amount of any guarantee made to or on behalf of a third party

Name of the entity or entities benefitting from those guarantees

Please explain how the guarantee furthers the charity's aims

This year	
N/a	N/a
N/a	N/a
N/a	N/a

17.6 Concessionary loans

Amount of concessionary loans made (Multiple loans made may be disclosed in aggregate provided that such aggregation does not obscure significant information).

Description	This year £
	-
	-
	-
	-
Total	-

Amount of concessionary loans received (Multiple loans received may be disclosed in aggregate provided that such aggregation does not obscure significant information).

Description	This year £
	-
	-
	-
Total	-

Terms and conditions eg interest rate, security provided

This year	Last year
N/a	N/a

Value of any concessionary loans which have been committed but not taken up at the reporting date

N/a	N/a
-----	-----

Amounts payable within 1 year

N/a	N/a
-----	-----

Amounts payable after more than 1 year

N/a	N/a
-----	-----

Amounts receivable within 1 year

N/a	N/a
-----	-----

Amounts receivable after more than 1 year

N/a	N/a
-----	-----

17.7 Additional information

Please provide information about the significance of investments to the charity's financial position or performance eg. terms and conditions of loans or the use of hedging to manage financial risk.

This year	Last year
N/a	N/a

For all investments measured at fair value, the basis for determining the value, including any assumptions applied when using a valuation technique.

N/a	N/a
-----	-----

Where a charity has provided financial assets as a form of security, the carrying amount of the financial asset pledged as security and the terms and conditions relating to its pledge.

N/a	N/a
-----	-----

For all investments measured at fair value, the basis for determining the value, including any assumptions applied when using a valuation technique.

N/a	N/a
-----	-----

Where a charity has provided financial assets as a form of security, the carrying amount of the financial asset pledged as security and the terms and conditions relating to its pledge.

N/a	N/a
-----	-----

|

Last year

Last year £
-
-
-
-
-

Last year £
-
-
-
-

Note 18

Stocks

Please complete this note if the charity holds any stock items

18.1 Please state the carrying amount of stock and work in progress analysed between activities.

	Stock		Donated goods		Work in progress
	For distribution	For resale	For distribution	For resale	
	£	£	£	£	
Charitable activities:					
<i>Opening</i>	-	-	-	-	-
<i>Added in period</i>	4,471	-	-	-	-
<i>Expensed in period</i>	- 3,734	-	-	-	-
<i>Impaired</i>	-	-	-	-	-
<i>Closing</i>	737	-	-	-	-
Other trading activities:					
<i>Opening</i>	-	-	-	-	-
<i>Added in period</i>	-	-	-	-	-
<i>Expensed in period</i>	-	-	-	-	-
<i>Impaired</i>	-	-	-	-	-
<i>Closing</i>	-	-	-	-	-
Other:					
<i>Opening</i>	-	-	-	-	-
<i>Added in period</i>	-	-	-	-	-
<i>Expensed in period</i>	-	-	-	-	-
<i>Impaired</i>	-	-	-	-	-
<i>Closing</i>	-	-	-	-	-
Total this year	737	-	-	-	-
Total previous year	-	-	-	-	-

18.2 Please specify the carrying amount of any stocks pledged as security for liabilities

This year	Last year
£	£
-	-

Section C**Notes to the accounts****Note 19 Debtors and prepayments**

Please complete this note if the charity has any debtors or prepayments.

19.1 Analysis of debtors**Trade debtors****Prepayments and accrued income****Other debtors**

This year £
103.0
687.5
-
Total 790.5

*Complete 19.2 where a material debtor is recoverable more than a year after the re,
date.*

19.2 Disclosure of debtors recoverable in more than 1 year (included in debtors a**Trade debtors****Prepayments and accrued income****Other debtors**

This year £
-
-
-
Total -

(cont)

Last year £
-
-
-
-

porting

bove)

Last year £
-
-
-
-

Note 20 Creditors and accruals

Please complete this note if the charity has any creditors or accruals.

20.1 Analysis of creditors

	Amounts falling due within one year		Amounts falling due after more than one year
	This year £	Last year £	This year £
Accruals for grants payable	-	-	-
Bank loans and overdrafts	-	-	-
Trade creditors	-	-	-
Payments received on account for contracts or performance-related grants	-	-	-
Accruals and deferred income	-	-	-
Taxation and social security	-	-	-
Other creditors	-	-	-
Total	-	-	-

20.2 Deferred income

Please complete this note if the charity has deferred income.

Please explain the reasons why income is deferred.

This year	Last year
Deferred income primarily relates to grants received during the period but not yet expensed. At the year end two material grants remain unspent due to timing delays due to the Covid 19 pandemic: 1) £1,000 from Hampshire County Council 2) £1,287 remaining on a DPD grant for sewing classes.	

Movement in deferred income account

Balance at the start of the reporting period

This year £
-

Amounts added in current period

Amounts released to income from previous periods

Balance at the end of the reporting period

2,400
-
2,400

(cont)

falling due than one year
Last year £
-
-
-
-
-
-
-
-

year

Last year £
-

-
-
-

Note 21 Provisions for liabilities and charges

Please complete this note if you have included in charity expenditure any provisions: provision is made when the charity has a liability of uncertain timing or amount.

21.1 Movements in recognised provisions and funding commitment during the period

	This year £
Balance at the start of the reporting period	-
Amounts added in current period	-
Amounts charged against the provision in the current period	-
Unused amounts reversed during the period	-
Balance at the end of the reporting period	-

21.2 Please provide:

- a brief description of any obligations on the balance sheet and the expected amount and timing of resulting payments;

- an indication of the uncertainties about the amount or timing of those outflows; and

- the amount of any expected reimbursement, stating the amount of any asset that has been recognised for that expected reimbursement.

	This year	Last
	N/a	N/a
	N/a	N/a
	N/a	N/a

21.3 For any funding commitment that is not recognised as a liability or provision, provide details of commitment made, the time frame of that commitment, any performance-related conditions and details of how the commitment will be funded (with contracts for capital expenditure separately identified).

	This year	Last
	N/a	N/a

21.4 Where unrestricted funds have been designated to a fund commitment, please disclose the nature of any amounts designated and the likely timing of that expenditure.

	N/a	N/a
--	-----	-----

(cont)

5. A

od

Last year £
-
-
-
-
-

year

year

Note 22 Other disclosures for debtors, creditors and other basic financial instru

22.1 Please provide information about the significance of financial instruments (eg. debtors, creditors, investments etc) to the charity's financial position or performance, for example, the terms and conditions of loans or the use of hedging to manage financial risk.

This year	
N/a	N/a

22.2 If the charity has provided financial assets as a form of security, the carrying amount of the financial assets pledged as security and the terms and conditions related to its pledge should be given here.


N/a	N/a
-----	-----

(cont)

ments

Last year

the 1990s, the number of people in the United States who are 65 years of age and older has increased by 50 percent, and the number of people 75 years of age and older has increased by 100 percent. The number of people 85 years of age and older has increased by 200 percent. The number of people 95 years of age and older has increased by 400 percent. The number of people 100 years of age and older has increased by 1,000 percent. The number of people 105 years of age and older has increased by 2,000 percent. The number of people 110 years of age and older has increased by 4,000 percent. The number of people 115 years of age and older has increased by 8,000 percent. The number of people 120 years of age and older has increased by 16,000 percent. The number of people 125 years of age and older has increased by 32,000 percent. The number of people 130 years of age and older has increased by 64,000 percent. The number of people 135 years of age and older has increased by 128,000 percent. The number of people 140 years of age and older has increased by 256,000 percent. The number of people 145 years of age and older has increased by 512,000 percent. The number of people 150 years of age and older has increased by 1,024,000 percent. The number of people 155 years of age and older has increased by 2,048,000 percent. The number of people 160 years of age and older has increased by 4,096,000 percent. The number of people 165 years of age and older has increased by 8,192,000 percent. The number of people 170 years of age and older has increased by 16,384,000 percent. The number of people 175 years of age and older has increased by 32,768,000 percent. The number of people 180 years of age and older has increased by 65,536,000 percent. The number of people 185 years of age and older has increased by 131,072,000 percent. The number of people 190 years of age and older has increased by 262,144,000 percent. The number of people 195 years of age and older has increased by 524,288,000 percent. The number of people 200 years of age and older has increased by 1,048,576,000 percent. The number of people 205 years of age and older has increased by 2,097,152,000 percent. The number of people 210 years of age and older has increased by 4,194,304,000 percent. The number of people 215 years of age and older has increased by 8,388,608,000 percent. The number of people 220 years of age and older has increased by 16,777,216,000 percent. The number of people 225 years of age and older has increased by 33,554,432,000 percent. The number of people 230 years of age and older has increased by 67,108,864,000 percent. The number of people 235 years of age and older has increased by 134,217,728,000 percent. The number of people 240 years of age and older has increased by 268,435,456,000 percent. The number of people 245 years of age and older has increased by 536,870,912,000 percent. The number of people 250 years of age and older has increased by 1,073,741,824,000 percent. The number of people 255 years of age and older has increased by 2,147,483,648,000 percent. The number of people 260 years of age and older has increased by 4,294,967,296,000 percent. The number of people 265 years of age and older has increased by 8,589,934,592,000 percent. The number of people 270 years of age and older has increased by 17,179,869,184,000 percent. The number of people 275 years of age and older has increased by 34,359,738,368,000 percent. The number of people 280 years of age and older has increased by 68,719,476,736,000 percent. The number of people 285 years of age and older has increased by 137,438,953,472,000 percent. The number of people 290 years of age and older has increased by 274,877,906,944,000 percent. The number of people 295 years of age and older has increased by 549,755,813,888,000 percent. The number of people 300 years of age and older has increased by 1,099,511,627,776,000 percent. The number of people 305 years of age and older has increased by 2,199,023,255,552,000 percent. The number of people 310 years of age and older has increased by 4,398,046,511,104,000 percent. The number of people 315 years of age and older has increased by 8,796,093,022,208,000 percent. The number of people 320 years of age and older has increased by 17,592,186,044,416,000 percent. The number of people 325 years of age and older has increased by 35,184,372,088,832,000 percent. The number of people 330 years of age and older has increased by 70,368,744,177,664,000 percent. The number of people 335 years of age and older has increased by 140,737,488,355,328,000 percent. The number of people 340 years of age and older has increased by 281,474,976,710,656,000 percent. The number of people 345 years of age and older has increased by 562,949,953,421,312,000 percent. The number of people 350 years of age and older has increased by 1,125,899,906,842,624,000 percent. The number of people 355 years of age and older has increased by 2,251,799,813,685,248,000 percent. The number of people 360 years of age and older has increased by 4,503,599,627,370,496,000 percent. The number of people 365 years of age and older has increased by 9,007,199,254,740,992,000 percent. The number of people 370 years of age and older has increased by 18,014,398,509,481,984,000 percent. The number of people 375 years of age and older has increased by 36,028,797,018,963,968,000 percent. The number of people 380 years of age and older has increased by 72,057,594,037,927,936,000 percent. The number of people 385 years of age and older has increased by 144,115,188,075,855,872,000 percent. The number of people 390 years of age and older has increased by 288,230,376,151,711,744,000 percent. The number of people 395 years of age and older has increased by 576,460,752,303,423,488,000 percent. The number of people 400 years of age and older has increased by 1,152,921,504,606,846,976,000 percent. The number of people 405 years of age and older has increased by 2,305,843,009,213,693,952,000 percent. The number of people 410 years of age and older has increased by 4,611,686,018,427,387,904,000 percent. The number of people 415 years of age and older has increased by 9,223,372,036,854,775,808,000 percent. The number of people 420 years of age and older has increased by 18,446,744,073,709,551,616,000 percent. The number of people 425 years of age and older has increased by 36,893,488,147,419,103,232,000 percent. The number of people 430 years of age and older has increased by 73,786,976,294,838,206,464,000 percent. The number of people 435 years of age and older has increased by 147,573,952,589,676,412,928,000 percent. The number of people 440 years of age and older has increased by 295,147,905,179,352,825,856,000 percent. The number of people 445 years of age and older has increased by 590,295,810,358,705,651,712,000 percent. The number of people 450 years of age and older has increased by 1,180,591,620,717,411,303,424,000 percent. The number of people 455 years of age and older has increased by 2,361,183,241,434,822,606,848,000 percent. The number of people 460 years of age and older has increased by 4,722,366,482,869,645,213,696,000 percent. The number of people 465 years of age and older has increased by 9,444,732,965,739,290,427,392,000 percent. The number of people 470 years of age and older has increased by 18,889,465,931,478,580,854,784,000 percent. The number of people 475 years of age and older has increased by 37,778,931,862,957,161,709,568,000 percent. The number of people 480 years of age and older has increased by 75,557,863,725,914,323,419,136,000 percent. The number of people 485 years of age and older has increased by 151,115,727,451,828,646,838,272,000 percent. The number of people 490 years of age and older has increased by 302,231,454,903,657,293,676,544,000 percent. The number of people 495 years of age and older has increased by 604,462,909,807,314,587,353,088,000 percent. The number of people 500 years of age and older has increased by 1,208,925,819,614,629,174,706,176,000 percent. The number of people 505 years of age and older has increased by 2,417,851,639,229,258,349,412,352,000 percent. The number of people 510 years of age and older has increased by 4,835,703,278,458,516,698,824,704,000 percent. The number of people 515 years of age and older has increased by 9,671,406,556,917,033,397,649,408,000 percent. The number of people 520 years of age and older has increased by 19,342,813,113,834,066,795,298,816,000 percent. The number of people 525 years of age and older has increased by 38,685,626,227,668,133,590,597,632,000 percent. The number of people 530 years of age and older has increased by 77,371,252,455,336,267,181,195,264,000 percent. The number of people 535 years of age and older has increased by 154,742,504,910,672,534,362,390,528,000 percent. The number of people 540 years of age and older has increased by 309,485,009,821,345,068,724,781,056,000 percent. The number of people 545 years of age and older has increased by 618,970,019,642,690,137,449,562,112,000 percent. The number of people 550 years of age and older has increased by 1,237,940,039,285,380,274,899,124,224,000 percent. The number of people 555 years of age and older has increased by 2,475,880,078,570,760,549,798,248,448,000 percent. The number of people 560 years of age and older has increased by 4,951,760,157,141,521,099,596,496,896,000 percent. The number of people 565 years of age and older has increased by 9,903,520,314,283,042,199,193,993,792,000 percent. The number of people 570 years of age and older has increased by 19,807,040,628,566,084,398,387,



Note 23 Contingent liabilities and contingent assets**23.1 Contingent liabilities**

Where the charity has contingent liabilities, please complete the following section unless the possibility of their existence is remote.

This year

Description of item including its legal nature. Please describe any security provided in connection to the liability.	Estimate of financial effect
N/a	N/a

Last year

Description of item including its legal nature. Please describe any security provided in connection to the liability.	Estimate of financial effect
N/a	N/a

23.2 Contingent assets

Where the charity has contingent assets, please complete the following section when their existence is probable

This year

Description of item	Estimate of financial effect
N/a	N/a

Last year

Description of item	Estimate of financial effect
N/a	N/a

23.4 Other disclosures for contingent assets and/or liabilities

Please provide the following information where practicable:

	This year	Last year
Explain any uncertainties relating to the amount or timing of settlement; and the possibility of any reimbursement	N/a	N/a
Where it is not practical to make one or more of these disclosures, please state this fact	N/a	N/a

Section C**Notes to the accounts****Note 24 Cash at bank and in hand**

Short term cash investments (less than 3 months maturity date)
Short term deposits
Cash at bank and on hand
Other
Total

This year £
-
-
18,592
-
18,592

(cont)

Last year £
-
-
-
-
-

Section C

Notes to the accounts

Note 25 Fair value of assets and liabilities

	This year	Last year
<p>25.1 Please provide details of the charity's exposure to credit risk (the risk of incurring a loss due to a debtor not paying what is owed) , liquidity risk (the risk of not being able to meet short term financial demands) and market risk (the risk that the value of an investment will fall due to changes in the market) arising from financial instruments to which the charity is exposed at the end of the reporting period and explain how the charity manages those risks.</p>	<p>The charities exposure to credit risk is minimal, with only £103 of debt that has yet to be received post year end.</p> <p>The strength of our cash balance and the absence of any short term financial demands mean the charity considers liquidity risk to be minimal.</p> <p>With no investments held the charity has no exposure to investment risk.</p>	N/a
<p>25.2 Please give details of the amount of change in the fair value of basic financial instruments (debtors, creditors, investments (see section 11, FRS 102 SORP)) measured at fair value through the SoFA that is attributable to changes in credit risk.</p>	None	N/a

(cont)

st year

--

--

Section C**Notes to the accounts****Note 26****Events after the end of the reporting period**

Please complete this note events (not requiring adjustment to the accounts) have occurred after reporting period but before the accounts are authorised which relate to conditions that arose after the reporting period.

	This year	Last year
Please provide details of the nature of the event	There have been no events after the end of the reporting period of note relating to conditions arising after the end of the reporting period.	N/a
Provide an estimate of the financial effect of the event or a statement that such an estimate cannot be made	N/a	N/a

(cont)

***the end of the
ter the end of***

ear

--

--

Section C	Notes to the accounts	(cont)
------------------	------------------------------	---------------

Note 27 **Charity funds**

27.1 Details of material funds held and movements during the CURRENT reporting period

Please give details of the movements of material individual funds in the reporting period together with a balancing figure for 'Other funds' (which should include revaluation reserve and fair value reserve, if applicable). The 'Total funds' figure below should reconcile to 'Total funds' in the balance sheet.

** Key: PE - permanent endowment funds; EE - expendable endowment funds; R - restricted income funds, including special trusts, of the charity; and U - unrestricted funds*

Fund names	Type PE, EE R or UR *	Purpose and Restrictions	Fund balances brought forward £	Income £	Expenditure £	Transfers £	Gains and losses £	Fund balances carried forward £
National lottery	R	Set up of Make do & mend workstream	-	1,000	- 695	-	- 202	104
Hampshire County council	R	Set up premises/support for workshops	-	1,000	-	-	-	1,000
DPD group	R	Set up of sewing classes	-	1,710	- 48	-	- 375	1,287
A-One insurance	R	Insurance sponsorship	-	600	- 600	-	-	-
Greenhouse fund	R	Purchase of a greenhouse	-	500	- 500	-	-	-
Other restricted funds - trees	R	Purchase of trees & supporting items	-	4,245	- 4,029	-	- 206	10
Other restricted funds - admin & governance	R	Insurance and governance	-	75	- 75	-	-	-
Unrestricted funds	UR		-	19,238	- 1,374	-	- 17,864	-
			-	-	-	-	-	-
			-	-	-	-	-	-
Other funds (balancing figure)	N/a	N/a	-	-	-	-	-	-
Total Funds as per balance sheet			-	28,368	- 7,320	-	- 18,648	2,400

Fund balances carried forward include assets and liabilities denominated in a foreign currency	Yes*	No*
	<input type="checkbox"/>	<input checked="" type="checkbox"/>

<p><i>If yes, please state the basis on which the assets and/or liabilities have been translated into sterling (or the currency in which the accounts are drawn up).</i></p>	<p>N/a</p>
--	------------

Section C	Notes to the accounts	(cont)
------------------	------------------------------	---------------

Note 27 **Charity funds**

27.2 Details of material funds held and movements during the PREVIOUS reporting period

Please give details of the movements of material individual funds in the reporting period together with a balancing figure for 'Other funds' (which should include revaluation reserve and fair value reserve, if applicable). The 'Total funds' figure below should reconcile to 'Total funds' in the balance sheet.

** Key: PE - permanent endowment funds; EE - expendable endowment funds; R - restricted income funds, including special trusts, of the charity; and U - unrestricted funds*

Fund names	Type PE, EE R or UR *	Purpose and Restrictions	Fund balances brought forward £	Income £	Expenditure £	Transfers £	Gains and losses £	Fund balances carried forward £
N/a			-	-	-	-	-	-
			-	-	-	-	-	-
			-	-	-	-	-	-
			-	-	-	-	-	-
			-	-	-	-	-	-
			-	-	-	-	-	-
			-	-	-	-	-	-
			-	-	-	-	-	-
			-	-	-	-	-	-
			-	-	-	-	-	-
			-	-	-	-	-	-
Other funds (balancing figure)	N/a	N/a	-	-	-	-	-	-
Total Funds as per balance sheet			-	-	-	-	-	-

Fund balances carried forward include assets and liabilities denominated in a foreign currency	Yes*	No*
	<input checked="" type="checkbox"/>	<input checked="" type="checkbox"/>

Note 27

Charity funds (cont)

27.3 Transfers between funds

This year

	Reason for transfer and where endowment is converted to income, legal power for its conversion
Between unrestricted and restricted funds	N/a
Between endowment and restricted funds	N/a
Between endowment and unrestricted funds	N/a

Last year

	Reason for transfer and where endowment is converted to income, legal power for its conversion
Between unrestricted and restricted funds	N/a
Between endowment and restricted funds	N/a
Between endowment and unrestricted funds	N/a

27.4 Designated funds

This year

Planned use	Purpose of the designation
N/a	
N/a	
N/a	
N/a	
N/a	
N/a	

Last year

Planned use	Purpose of the designation
N/a	
N/a	
N/a	
N/a	
N/a	
N/a	



Amount
-
-
-
-

Amount
-
-
-
-

Amount
-
-
-
-
-
-

Amount
-
-
-
-
-
-

Note 28 Transactions with trustees and related parties

If the charity has any transactions with related parties (other than the trustee expenses explained in guidance) details of such transactions should be provided in this note. If there are no transactions to report, please enter "True" in the box or "False" if there are transactions to report.

28.1 Trustee remuneration and benefits

This year

None of the trustees have been paid any remuneration or received any other benefits from an employment with their charity or a related entity (True or False)

In the period the charity has paid trustees remuneration and benefits. Please give the amount or, and legal details for, any remuneration or other benefits paid to a trustee by the charity or any institution or company connected with it.

Name of trustee	Legal authority (eg order, governing document)	Amounts paid or benefit value			
		Remuneration	Pension contribution	Redundancy (including loss of office)/ex gratia	Other
		£	£	£	£
N/a		-	-	-	-
		-	-	-	-
		-	-	-	-
		-	-	-	-

Please give details of why remuneration or other employment benefits were paid.

Where an ex gratia payment has been made to a trustee, provide an explanation of the nature of the payment.

If a third party has been reimbursed for providing one or more trustees, state the nature of the payment and amount of the reimbursement.

State the number of trustees to whom retirement benefits are accruing under a defined contribution pension scheme.

Last year

None of the trustees have been paid any remuneration or received any other benefits from an employment with their charity or a related entity (True or False)

N/a

In the period the charity has paid trustees remuneration and benefits. Please give the amount of, and legal for, any remuneration or other benefits paid to a trustee by the charity or any institution or company connected to it.

Name of trustee	Legal authority (eg order, governing document)	Amounts paid or benefit value			
		Remuneration	Pension contribution	Redundancy (including loss of office)/ex gratia	Other
		£	£		£
		-	-	-	-
		-	-	-	-
		-	-	-	-
		-	-	-	-

Please give details of why remuneration or other employment benefits were paid.

N/a

Where an ex gratia payment has been made to a trustee, provide an explanation of the nature of the payment.

N/a

If a third party has been reimbursed for providing one or more trustees, state the nature of the payment and amount of the reimbursement.

N/a

State the number of trustees to whom retirement benefits are accruing under a defined contribution pension scheme.

N/a

28.2 Trustees' expenses

If the charity has paid trustees expenses for fulfilling their duties, details of such transactions should be provided in this note. If there are no transactions to report, please enter "True" in the box below. If there are transactions to report, please enter "False".

No trustee expenses have been incurred (True or False)

Type of expenses reimbursed	This year	Last year
	£	£
Reimbursement for purchase of fencing for tree nursery & roofing panels for shed	316	
Reimbursement for purchase of projector & screen for Make do & mend	116	
Reimbursement for purchase of tree canes and guards	180	
	-	
	-	

	TOTAL	612	
--	--------------	-----	--

Please provide the number of trustees reimbursed for expenses or who had expenses paid by the charity

	2
--	---

28.3 Transaction(s) with related parties

Please give details of any transaction undertaken by (or on behalf of) the charity in which a related party has material interest, including where funds have been held as agent for related parties. If there are no such transactions, please enter 'true' in the box provided.

This year

There have been no related party transactions in the reporting period (True or False)

Name of the trustee or related party	Relationship to charity	Description of the transaction(s)	Amount	Balance at period end	Provision for bad debts at period end
			£	£	£
			-	-	-
			-	-	-
			-	-	-
			-	-	-

In relation to the transactions above, please provide the terms and conditions, including any security and the nature of any payment (consideration) to be provided in settlement.

For any related party, please provide details of any guarantees given or received.

Last year

There have been no related party transactions in the reporting period (True or False)

Name of the trustee or related party	Relationship to charity	Description of the transaction(s)	Amount	Balance at period end	Provision for bad debts at period end
			£	£	£
			-	-	-
			-	-	-
			-	-	-
			-	-	-

In relation to the transactions above, please provide the terms and conditions, including any security and the nature of any payment (consideration) to be provided in settlement.

For any related party, please provide details of any guarantees given or received.



ance notes)
inter

1

authority
ted with

TOTAL
£
-
-
-
-

--

**authority
ted with**

TOTAL
£
-
-
-
-

**provided in
ons to**

0

year
-
-
-
-
-

-

--

s a

1

Amounts written off during reporting period
£
-
-
-
-

--

--

1

Amounts written off during reporting period
£
-
-
-
-

--

--

Note 29	Additional Disclosures
----------------	-------------------------------

The following are significant matters which are not covered in other notes and need to be included to provide a proper understanding of the accounts. If there is insufficient room here, please add a separate sheet.

Independent examiner's report to the trustees of Ringwood RACE against time Limited, Charitable Company ('the Company')

I report to the charity trustees on my examination of the accounts of the Company for the period ended 31 January 2021.

Responsibilities and basis of report

As the charity's trustees of the Company (and also its directors for the purposes of company law) you are responsible for the preparation of the accounts in accordance with the requirements of the Companies Act 2006 ('the 2006 Act').

Having satisfied myself that the accounts of the Company are not required to be audited under Part 16 of the 2006 Act and are eligible for independent examination, I report in respect of my examination of your charity's accounts as carried out under section 145 of the Charities Act 2011 ('the 2011 Act'). In carrying out my examination I have followed the Directions given by the Charity Commission under section 145(5) (b) of the 2011 Act.

Independent examiner's statement

I have completed my examination. I confirm that no matters have come to my attention in connection with the examination giving me cause to believe:

1. accounting records were not kept in respect of the Company as required by section 386 of the 2006 Act; or
2. the accounts do not accord with those records; or
3. the accounts do not comply with the accounting requirements of section 396 of the 2006 Act other than any requirement that the accounts give a true and fair view which is not a matter considered as part of an independent examination; or
4. the accounts have not been prepared in accordance with the methods and principles of the Statement of Recommended Practice for accounting and reporting by charities

I have no concerns and have come across no other matters in connection with the examination to which attention should be drawn in this report in order to enable a proper understanding of the accounts to be reached.

Signed:



Name: Jonathan Gibson

Address: 3 Lychgate Court, Crow Lane, Ringwood, Hampshire, BH24 3DZ

Date: 15/6/21