



Introduction	3
Business review	5
– Chairman’s report	6
– Chief Executive’s report	8
– Reflections on the NBN Trust at 20	9
Highlights from the year	10
Network numbers	14
Progress	17
– Key highlights from our 20 years	19
– Reflecting on the NBN strategy 2015 – 2020	25
– Progress in 2020/21	27
– Strategic Aim 1	28
– Strategic Aim 2	37
– Strategic Aim 3	38
– Strategic Aim 4	41
– Strategic Aim 5	44
– Looking back	46
Remembering Douglas Boyes	47
A word from our members	50
A word from our data partners	55
Looking to the Future	63
Financials	65
Administrative information	70

In this **interactive PDF** you can do many things to help you easily access the information that you want.

Use the section headers to the left of the page and the document controls at the bottom left of each page to help you navigate through this report.

← → Back/forward one page

🏠 Go to start

⚙️ Administrative information


There are links to other pages within the report and web addresses for additional information.

📄 Links to other pages within this report

🔗 Web links to further reading online

If you follow a link within an article to another page, there is a link on the bottom left of the new page, to take you back to where you were.

If you navigate to a new section using the contents listing on the left, you have to use the same listing to return to where you were.





Introduction

Business review

- Chairman's report
- Chief Executive's report
- Reflections on the NBN Trust at 20

Highlights from the year

Network numbers

Progress

- Key highlights from our 20 years
- Reflecting on the NBN strategy 2015 – 2020
- Progress in 2020/21
- Strategic Aim 1
- Strategic Aim 2
- Strategic Aim 3
- Strategic Aim 4
- Strategic Aim 5
- Looking back

Remembering Douglas Boyes

A word from our members

A word from our data partners

Looking to the Future

Financials

Administrative information


The National Biodiversity Network (NBN) is the UK's largest partnership for nature: a collaboration of more than 200 organisations that are working together to make biodiversity data accessible and usable by all.

The National Biodiversity Network's vision is:

“Biological data collected and shared openly by the Network are central to the UK's learning and understanding of its biodiversity and are critical to all decision-making about nature and the environment.”

To achieve that vision, the Network is working to deliver improvements to the recording, collection, verification, curation, aggregation, analysis and use of wildlife data in the UK.

The NBN Trust is the charitable body, established in 2000, that oversees the development and management of the NBN and its information facilities. The Trust team promotes communication, collaboration and best practice within the Network, and develops standards and tools that enhance the sharing and accessibility of biodiversity data. Foremost amongst the tools provided by the Trust is the [NBN Atlas](#), [our data sharing website](#), which is the UK's largest collection of biodiversity data.





Introduction

Business review

– **Chairman's report**

– Chief Executive's report

– Reflections on the NBN Trust at 20

Highlights from the year

Network numbers

Progress

– Key highlights from our 20 years

– Reflecting on the NBN strategy 2015 – 2020

– Progress in 2020/21

– Strategic Aim 1

– Strategic Aim 2

– Strategic Aim 3

– Strategic Aim 4

– Strategic Aim 5

– Looking back

Remembering Douglas Boyes

A word from our members

A word from our data partners

Looking to the Future


Financials

Administrative information





Welcome to the 2020/21 Annual Report. I hope you, your families, friends and colleagues are all well.

Last year I wrote this message during lockdown about a pre-pandemic year. This year I am reflecting back on an unprecedented year of Coronavirus and the resulting lockdowns and other dislocations. Yet, amongst the misery that the virus has brought, there are many things to celebrate. It is important not to lose sight of these.

It was the 20th anniversary of the NBN Trust and although we were unable to celebrate this milestone in the way we would have liked because of lockdown restrictions, it is important to thank all the individuals, staff and Network members who have contributed to the Trust's evolution over those twenty years. To get an insight into the Trust's origins and ambition and some of the individuals who have been key to its evolution I recommend reading the article [National Biodiversity Network at 20: Past, Present and Future](#)  which appeared in the Linnean Society newsletter in November 2020.

The Trust's development continued successfully during the year and I would like to thank the staff for their dedication whilst remote-working. Like so many individuals, across so many organisations, they have adapted and risen to the challenges and there would not be the list of achievements without them having done so.

Just two of these achievements include becoming the UK node of iNaturalist,  a global nature recording app, and seeing a year on year increase in NBN Atlas users of 29%, perhaps evidencing a heightened appreciation of the natural world during lockdown. The Trust also held its first online annual [Conference](#)  and I would like to thank The Open University and the iSpot team for their support in ensuring the event ran smoothly, as well as the many excellent speakers on thought provoking topics. These ranged from re-wilding and Eurasian beaver reintroduction through to initiatives in Germany to create a biodiversity network with people at its core and the use of FAIR principles¹ in data recording. Although it was not possible to “read the room” when chairing a virtual conference, feedback suggests that it was a success, hence us following a similar format for the 2021 conference.



¹ The FAIR data principles are a set of guidelines, developed primarily in the research and academic sector, to encourage and enable better sharing and reuse of data. They are now a standard framework for the storage and sharing of scientific information. FAIR data are Findable, Accessible, Interoperable and Reusable.

Introduction

Business review

– **Chairman's report**

– Chief Executive's report

– Reflections on the NBN Trust at 20

Highlights from the year

Network numbers

Progress

– Key highlights from our 20 years

– Reflecting on the NBN strategy 2015 – 2020

– Progress in 2020/21

– Strategic Aim 1

– Strategic Aim 2

– Strategic Aim 3

– Strategic Aim 4

– Strategic Aim 5

– Looking back

Remembering Douglas Boyes

A word from our members

A word from our data partners

Looking to the Future

Financials

Administrative information

During the year, the Trust was pleased to be able to contribute to some important work on the status of biodiversity data in the UK. This included our CEO being part of the study team for the Geospatial Commission's report, "[Mapping the Species Data Pathway: Connecting species data flows in England](#)", [giving evidence](#) to the Environmental Audit Committee inquiry into Biodiversity and Ecosystems and sitting on the advisory and working groups for the Scottish Biodiversity Information Forum. These pieces of work augur well for zooming in on the need to ensure that effective collation and use of biodiversity data are a cornerstone for effective policies to tackle the biodiversity crisis. Whilst there is much heavy lifting needed to bring the ambitions and recommendations to fruition, the Trust will be making sure that it can continue to play a core role alongside its many partners in the Network.

There have been important changes amongst the personnel at the Trust at staff and board level.

Our CEO, Dr Jo Judge, moved to a new role at the start of 2021, to be replaced by [Lisa Chilton](#). [I would like to thank Jo](#) for all her support during her five years as CEO and welcome Lisa. Lisa was a unanimous choice of the board from an excellent list of candidates. Lisa has hit the ground running and will, I am sure, bring vivacity and a host of new ideas to the role. I would also like to thank Mandy Henshall (our Senior Communications Officer) for taking the helm so effectively as Interim CEO prior to Lisa's arrival.

At board level, Helen Wilkinson (6 years) and Liz Proctor (3 years) retired as Trustees. We have enjoyed working with them and much appreciated their helpful contributions. Thank you to both Helen and Liz.

Having commenced the recruitment process for new Trustees at the start of 2021, we received many excellent applications and have welcomed five new [Trustees](#) [to the board](#): Peter Bridgewater, Terence Jagger, Camilla Taylor, Dr David Slawson and Pete Tomlin. They bring an array of additional talents and we all look forward to working with them. We hope there will be opportunities for these new Trustees to meet members of the Network over the coming months.

As well as being the Trust's 20th anniversary, this was also the final year of its [2015-2020 strategy](#). [We are now turning](#) our sights firmly to the future and are working on the strategy for 2021-2026. We have much appreciated the input from stakeholders to help shape that work and will announce the new strategy shortly.

As touched on above, and as set out in more detail in this report, I am confident there is the talent, ambition and momentum to meet the challenges over the coming years for the effective collection and use of biodiversity data for the benefit of nature.

I hope you enjoy this Annual Report.



Neil Hodges

Introduction

Business review

- Chairman's report
- **Chief Executive's report**
- Reflections on the NBN Trust at 20

Highlights from the year

Network numbers

Progress

- Key highlights from our 20 years
- Reflecting on the NBN strategy 2015 – 2020
- Progress in 2020/21
- Strategic Aim 1
- Strategic Aim 2
- Strategic Aim 3
- Strategic Aim 4
- Strategic Aim 5
- Looking back

Remembering Douglas Boyes

A word from our members

A word from our data partners

Looking to the Future

Financials

Administrative information



I am honoured to have joined the NBN Trust, in April 2021, at the end of its 20th year.

As you'll read in these pages, the Trust has achieved a phenomenal amount in its first two decades. But none of it would have been possible or meaningful without you: our community, the people that make up the

National Biodiversity Network. It's your tremendous energy, passion and expertise that have inspired and propelled the Trust from its inception to the current day. The Network is an embodiment of all that's best about nature conservation in the UK: a dynamic community of remarkable people, united by a common purpose. From the largest charities, government agencies and universities, to each and every one of the dedicated, volunteer recorders out on their patch, it's the people, connections and relationships that make this community such a force for good.

Inevitably, this makes the loss of one of 'our own' all the more heartfelt. While writing this piece, I learned of the sudden death of Douglas Boyes, one of our community's brightest young stars. It was only in November 2020 that the Network honoured Douglas with the NBN Newcomer's Award for Wildlife Recording. In fact, Douglas had already contributed more to nature conservation than many of us strive to achieve in a full lifetime. Our thoughts are with his family, friends and all those whose lives he touched. You can read more about Douglas later in this report.

People are also the primary reason that I have enormous hope and expectation for the next 20 years. The NBN community is growing. Inspired by the wildlife around them – perhaps compelled by their horror at the combined biodiversity and climate emergencies – more people than ever are trying their hand at recording. As a community, it will be our purpose and pleasure to welcome and guide these enthusiastic recruits, cultivating their skills and nurturing lifelong dedication. At the NBN Trust, it will be our privilege and passion to maximise the impact of their endeavours. We will work tirelessly to ensure that your data tangibly benefits nature. And we will honour and celebrate you: the people changing the world in this way, record by record.

Thank you for all that you do for the UK's wildlife.



Lisa Chilton



Introduction

Business review

- Chairman's report
- Chief Executive's report

– Reflections on the NBN Trust at 20

Highlights from the year

Network numbers

Progress

- Key highlights from our 20 years
- Reflecting on the NBN strategy 2015 – 2020
- Progress in 2020/21
- Strategic Aim 1
- Strategic Aim 2
- Strategic Aim 3
- Strategic Aim 4
- Strategic Aim 5
- Looking back

Remembering Douglas Boyes

A word from our members

A word from our data partners

Looking to the Future

Financials

Administrative information



With this report celebrating the 20th anniversary of the NBN Trust, we share here the reflections of the Trust's longest serving team member, Mandy Henshall, who has been with the Trust almost from the start.

Being a small team, people have always been the critical component of the NBN Trust. When I started back in 2004, there was just myself for Communications and Jo Purdy as Company Secretary, who made up the team which was based at The Wildlife Trusts in Newark. The other members of the NBN Trust were either hosted within a few of our funding organisations or worked from home. At that time, Sir John Burnett was the Chairman and Jim Munford, Programme Director. Trevor James was National Societies & Schemes Project Officer, based at the UK Centre for Ecology & Hydrology (UKCEH)/ Biological Records Centre, Monks Wood, Oli Grafton was Access & Accreditation Project Officer, based at Natural England and Andy Brewer was Technical Liaison Officer, based at Joint Nature Conservation Committee (JNCC). The NBN Gateway (the forerunner to the NBN Atlas) was developed and maintained at Monks Wood with David Roy, Richard Alexander and Richard Ostler being involved from UKCEH and Steve Wilkinson overseeing its development on behalf of JNCC.


The core NBN Trust team was tiny and yet we managed a work programme that included: the development of the NBN Gateway; producing quarterly printed newsletters, annual reports and a variety of leaflets and guidance booklets; developing and coordinating the annual NBN Conference;

managing several three-year projects funded by Defra; coordinating (at one point) ten different working groups; providing technical assistance to data providers and users; as well as securing and managing the Trust's funds and finances, to name just a few of the main activities.

Delivering a work programme that has value to the Network and all its partners with limited resource, both capacity-wise and monetary, has always been a challenge and continues to be so. Over the years, personnel and job titles may have changed, but the people involved have always risen to the challenge and have shown throughout the 20 years of the NBN Trust what can be achieved with hard work and resourcefulness.

Of course, the Network is much wider than the NBN Trust and the very nature of the NBN has always meant working alongside and collaborating on projects with our partners and stakeholders. Only because of the sharing of ideas and open discussions has the Network developed to where it is today. I'd like to take the opportunity to thank the many organisations and individuals that have contributed to the ongoing development of the NBN over the last 20 years and to those of you that I have worked with over the last 16 years.

We have entered a new phase, with new team members, new NBN Trust members, new data partners and new challenges ahead. However, with the same shared passion for what we do and what we seek to achieve, the next 20 years look bright, both for the Network and the Trust.



Introduction

Business review

- Chairman's report
- Chief Executive's report
- Reflections on the NBN Trust at 20

Highlights from the year

Network numbers

Progress

- Key highlights from our 20 years
- Reflecting on the NBN strategy 2015 – 2020
- Progress in 2020/21
- Strategic Aim 1
- Strategic Aim 2
- Strategic Aim 3
- Strategic Aim 4
- Strategic Aim 5
- Looking back

Remembering Douglas Boyes

A word from our members

A word from our data partners

Looking to the Future

Financials

Administrative information



The NBN Trust turned 20!

The Trust was incorporated as a public limited company on 3 April 2000

Drafting of the new NBN Trust strategy commenced, following two surveys of NBN members' views and priorities

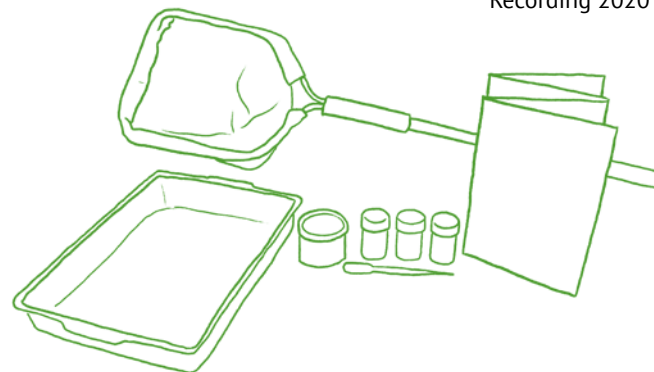
APRIL

2020



MAY

Nominations for NBN Awards for Wildlife Recording 2020 opened



JUNE

NBN Trust Honorary Member and former NBN Development Officer, Trevor James, sadly passed away

NBN Trust Honorary Member, Helen Roy, became President of the Royal Entomological Society

Fundraising Interns joined the NBN Trust for three months



JULY

NBN Trust CEO Jo Judge gave evidence to the Environmental Audit Committee inquiry into Biodiversity and Ecosystems



Introduction

Business review

- Chairman's report
- Chief Executive's report
- Reflections on the NBN Trust at 20

Highlights from the year

Network numbers

Progress

- Key highlights from our 20 years
- Reflecting on the NBN strategy 2015 – 2020
- Progress in 2020/21
- Strategic Aim 1
- Strategic Aim 2
- Strategic Aim 3
- Strategic Aim 4
- Strategic Aim 5
- Looking back

Remembering Douglas Boyes

A word from our members

A word from our data partners

Looking to the Future

Financials

Administrative information



After six years in the role, Helen Wilkinson retired as a Trustee

NBN Trust celebrated 20 years as a charity, as charitable status was attained on 25 August 2000

AUGUST

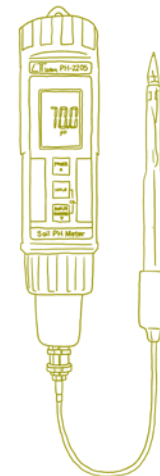
Sir John Lawton, NBN Trust Patron, wrote to Prime Minister Boris Johnson, calling for £1 billion to Make Space for Nature. This was 10 years on from the ground-breaking and influential Making Space for Nature report ('the Lawton Report')

Cairngorms Nature Index launched to assess nature within the national park, with NBN Trust represented on the Project Advisory Group

Consultation on the first draft of the NBN Trust's new strategy was completed

NBN Awards shortlist announced

OCTOBER



2020



SEPTEMBER

Justin Dee joined the team as NBN Atlas Systems Developer

NBN Trust draft strategy was made available to stakeholders for comment



NOVEMBER

NBN Conference and AGM held online for the first time with a record number of delegates

NBN Award winners  announced

Sir John Burnett Memorial Lecture delivered by Sir Charles Burrell

"NBN Trust at 20 – Remembering our past". A special article commemorating the NBN Trust's 20th anniversary was published in The Linnean Society's Newsletter, The Linnean

Reuben Roberts, NBN Atlas Systems Developer left the NBN Trust after three years, having made a significant contribution to the development of the NBN Atlas



Introduction

Business review

- Chairman's report
- Chief Executive's report
- Reflections on the NBN Trust at 20

Highlights from the year

Network numbers

Progress

- Key highlights from our 20 years
- Reflecting on the NBN strategy 2015 – 2020
- Progress in 2020/21
- Strategic Aim 1
- Strategic Aim 2
- Strategic Aim 3
- Strategic Aim 4
- Strategic Aim 5
- Looking back

Remembering Douglas Boyes

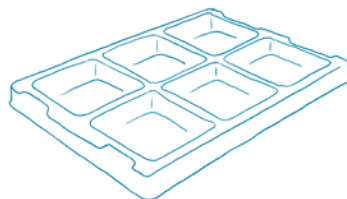
A word from our members


A word from our data partners

Looking to the Future

Financials

Administrative information



A bibliography, listing publications  that have used data from the NBN Atlas from 2018 onwards, was published on the NBN website

DECEMBER




Mandy Henshall took on the role of Interim CEO

NBN Atlas data publishing schedule was made available

NBN Trust worked in partnership with the Marine Biological Association and the Biological Records Centre to become the UK node for iNaturalist

FEBRUARY



2020



2021



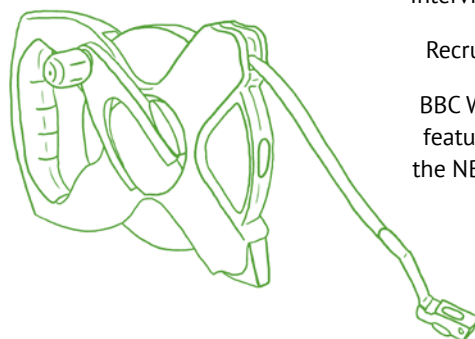
JANUARY

Jo Judge, NBN Trust CEO, left her role after almost five years

Interviews were held for Jo's successor

Recruitment of new Trustees began

BBC Winterwatch episode broadcast, featuring the distribution map from the NBN Atlas of the Comma butterfly (*Polygonia c-album*)



MARCH

Lisa Chilton appointed as new CEO of the NBN Trust to start in the role on 19 April 2021





Introduction

Business review

- Chairman's report
- Chief Executive's report
- Reflections on the NBN Trust at 20

Highlights from the year

Network numbers

Progress

- Key highlights from our 20 years
- Reflecting on the NBN strategy 2015 – 2020
- Progress in 2020/21
- Strategic Aim 1
- Strategic Aim 2
- Strategic Aim 3
- Strategic Aim 4
- Strategic Aim 5
- Looking back

Remembering Douglas Boyes

A word from our members

A word from our data partners

Looking to the Future

Financials

Administrative information

All figures relate to the period ending 31 March 2021 unless stated otherwise:



925 Number of datasets held on the NBN Atlas. 265 datasets were updated during the year, improving the currency and quality of the data on the NBN Atlas



198,806,882

Number of records shared through the NBN Atlas



77,700,027

Number of records shared through the Global Biodiversity Information Facility (GBIF) which brings together wildlife information from across the world



157

Number of data partners supplying data to the NBN Atlas, of which 7 are new data providers



656,954,958

Number of records downloaded through the year



56,313

Number of people making observations on iNaturalistUK



Introduction

Business review

- Chairman's report
- Chief Executive's report
- Reflections on the NBN Trust at 20

Highlights from the year

Network numbers

Progress

- Key highlights from our 20 years
- Reflecting on the NBN strategy 2015 – 2020
- Progress in 2020/21
- Strategic Aim 1
- Strategic Aim 2
- Strategic Aim 3
- Strategic Aim 4
- Strategic Aim 5
- Looking back

Remembering Douglas Boyes

A word from our members

A word from our data partners

Looking to the Future

Financials

Administrative information

Verification status and licensing




89%

Accepted identification verification status of records: 177,336,021



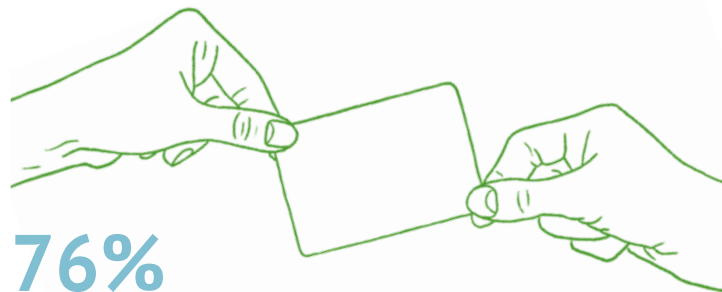
11%

Unconfirmed identification verification status: 21,470,861



24%

Open licence: 48,265,356



76%

Shared licence: 150,541,300

Social media




+20%

Twitter followers: 7849




+32%

Facebook likes: 2268



+1%

LinkedIn Group: 4914



+206%

Instagram followers: 1756



Introduction

Business review

- Chairman's report
- Chief Executive's report
- Reflections on the NBN Trust at 20

Highlights from the year

Network numbers

Progress

- Key highlights from our 20 years
- Reflecting on the NBN strategy 2015 – 2020
- Progress in 2020/21
- Strategic Aim 1
- Strategic Aim 2
- Strategic Aim 3
- Strategic Aim 4
- Strategic Aim 5
- Looking back

Remembering Douglas Boyes

A word from our members


A word from our data partners

Looking to the Future

Financials

Administrative information

In this section of the Report, as well as reviewing the progress made during the financial year 2020/21, we look back over the 20 years of the NBN and NBN Trust.



Key highlights from our 20 years

Introduction

Business review

- Chairman's report
- Chief Executive's report
- Reflections on the NBN Trust at 20

Highlights from the year

Network numbers

Progress

– **Key highlights from our 20 years**

- Reflecting on the NBN strategy 2015 – 2020
- Progress in 2020/21
- Strategic Aim 1
- Strategic Aim 2
- Strategic Aim 3
- Strategic Aim 4
- Strategic Aim 5
- Looking back

Remembering Douglas Boyes

A word from our members

A word from our data partners

Looking to the Future

Financials

Administrative information

Key highlights from our 20 years

The [NBN Timeline](#) gives a thorough account of the history of the NBN, including information pre-2000, and can be found on the NBN website. Below are some of the key milestones from our history, many of which relate to the people who have been an intrinsic part of the Network and the Trust.



The first NBN Trust Board Meeting

Left to right, back row – Dr James Munford, Deryck Steer, Mark Avery, Andy Brown, Trevor James, Mike Roberts, John Seager; Left to right, front row – Joanne Purdy, Sir John Burnett, Sara Hawkswell, Dr Johannes Vogel.

2000

NBN Trust incorporated as a company limited by guarantee on 3 April 2000 - Sir John Burnett was Chairman and Dr Jim Munford was Programme Director, later Chief Executive Officer.

NBN Trust registered as a charitable company limited by guarantee on 25 August 2000.



NBN Trust

2001

The prototype NBN Gateway started.

Linking Societies & Schemes Project and Access & Accreditation Project commenced and Project Officers appointed.

First NBN Conference held at the Natural History Museum.



Introduction

Business review

- Chairman's report
- Chief Executive's report
- Reflections on the NBN Trust at 20

Highlights from the year

Network numbers

Progress

– **Key highlights from our 20 years**

- Reflecting on the NBN strategy 2015 – 2020
- Progress in 2020/21
- Strategic Aim 1
- Strategic Aim 2
- Strategic Aim 3
- Strategic Aim 4
- Strategic Aim 5
- Looking back

Remembering Douglas Boyes

A word from our members

A word from our data partners

Looking to the Future

Financials

Administrative information

2002

NBN Technical Liaison Officer and NBN Information and Administration Officers appointed.



2003


Watsonian Vice County Boundaries digitisation project undertaken.



Species Dictionary website launched, later to be called the UK Species Inventory (UKSI).

2004

New NBN Gateway site launched and later the same year began to make data available to the Global Biodiversity Information Facility (GBIF).



2005

Sir John Burnett retired as Chairman with Sir Neil Chalmers taking over.

First Honorary Member Award given to Paul Harding MBE.



Introduction

Business review

- Chairman's report
- Chief Executive's report
- Reflections on the NBN Trust at 20

Highlights from the year

Network numbers

Progress

– **Key highlights from our 20 years**

- Reflecting on the NBN strategy 2015 – 2020
- Progress in 2020/21
- Strategic Aim 1
- Strategic Aim 2
- Strategic Aim 3
- Strategic Aim 4
- Strategic Aim 5
- Looking back

Remembering Douglas Boyes

A word from our members

A word from our data partners

Looking to the Future

Financials

Administrative information

2006

20 million records on the NBN Gateway.

20 Million!

2007

All Wales LERCs launched.

OPAL (Open Air Laboratories) awarded Big Lottery Funding. From this, the NBN was awarded £350,000 to develop an online recording tool (which would be Indicia, on which iRecord and other recording sites are based).



2008

Inaugural Sir John Burnett Memorial Lecture given by Lord May of Oxford at Oxford University Zoology department.



2009

Association of Local Environmental Records Centres (ALERC) launched.

Indicia, the online recording toolkit (developed under OPAL) rolled out.



Introduction

Business review

- Chairman's report
- Chief Executive's report
- Reflections on the NBN Trust at 20

Highlights from the year

Network numbers

Progress

– **Key highlights from our 20 years**

- Reflecting on the NBN strategy 2015 – 2020
- Progress in 2020/21
- Strategic Aim 1
- Strategic Aim 2
- Strategic Aim 3
- Strategic Aim 4
- Strategic Aim 5
- Looking back

Remembering Douglas Boyes

A word from our members

A word from our data partners

Looking to the Future

Financials

Administrative information

2010

50 million records on the NBN Gateway

Data Access Officer appointed.



2011

60 million records on the NBN Gateway.

NBN Record Cleaner released.

Consultation on the NBN Gateway data access controls launched with outcome published in 2012.

60 Million!

2012

Earl of Selborne announced as the first NBN Trust Patron.

Professor Michael Hassell CBE FRS became the Trust's third chairman.

75 million records on the NBN Gateway.

iRecord launched.

LERC accreditation launched.



2013

NBN Trust celebratory event "A quarter of a billion records project – celebrating the present, looking to the future" held at the Natural History Museum.

National Federation for Biological Recording achieved charity status and became National Forum for Biological Recording (NFBR).

90 million records on the NBN Gateway.



Introduction

Business review

- Chairman's report
- Chief Executive's report
- Reflections on the NBN Trust at 20

Highlights from the year

Network numbers

Progress

- **Key highlights from our 20 years**
- Reflecting on the NBN strategy 2015 – 2020
- Progress in 2020/21
- Strategic Aim 1
- Strategic Aim 2
- Strategic Aim 3
- Strategic Aim 4
- Strategic Aim 5
- Looking back
- Remembering Douglas Boyes
- A word from our members
- A word from our data partners
- Looking to the Future
- Financials
- Administrative information

2014

100 million records on the NBN Gateway.

John Sawyer appointed as NBN Trust Chief Executive Officer as Jim Munford retired.

NBN Strategy consultation commenced with workshops across the UK.

100 Million!

2015

NBN Strategy 2015 – 2020 published.

UK Awards to celebrate biological recording and information sharing launched, later named NBN Awards for Wildlife Recording.

First ever two day NBN Conference held in York.



2016

NBN Atlas Scotland (beta) launched.

NBN Atlas shortlisted for Nature of Scotland Awards.

Jo Judge appointed as NBN Trust Chief Executive Officer after John Sawyer's death in 2015.



2017

NBN Gateway ceased to be.

[NBN Atlas](#), [NBN Atlas Scotland](#) and [NBN Atlas Wales](#) launched.

NBN atlas 



Introduction

Business review

- Chairman's report
- Chief Executive's report
- Reflections on the NBN Trust at 20

Highlights from the year

Network numbers

Progress

– **Key highlights from our 20 years**

- Reflecting on the NBN strategy 2015 – 2020
- Progress in 2020/21
- Strategic Aim 1
- Strategic Aim 2
- Strategic Aim 3
- Strategic Aim 4
- Strategic Aim 5
- Looking back

Remembering Douglas Boyes

A word from our members

A word from our data partners

Looking to the Future

Financials

Administrative information

2018

NBN Atlas Documentation and Help Portal  launched.

NBN Atlas Isle of Man launched.

SBIF Review

Final Report

 released.


Sir John

Lawton FRS

became

NBN Trust

Patron after Earl of Selborne stepped down.



2019

Michael Hassell retired as Chairman of the NBN Trust, with Neil Hodges taking over.

NBN Trust awarded £190,500 from the National Lottery Heritage Fund to build its resilience and sustainability.

NBN Atlas Northern Ireland launched.

Esmee Fairbairn Foundation awarded NBN Trust £375,000.



2020

The Covid-19 pandemic hit the world.


Beautiful Burial Grounds Portal launched, using NBN Atlas infrastructure.

First draft of NBN Trust Strategy 2021-2025 issued.

The NBN Trust was 20.

20 Years!

2021

iNaturalistUK  (soft) launched – a project led by the National Biodiversity Network Trust with the support of the Marine Biological Association and the Biological Records Centre.

Lisa Chilton appointed as NBN Trust Chief Executive Officer.



Introduction

Business review

- Chairman's report
- Chief Executive's report
- Reflections on the NBN Trust at 20

Highlights from the year

Network numbers

Progress

- Key highlights from our 20 years

– **Reflecting on the NBN strategy 2015 – 2020**

- Progress in 2020/21

- Strategic Aim 1

- Strategic Aim 2

- Strategic Aim 3

- Strategic Aim 4

- Strategic Aim 5

- Looking back

Remembering Douglas Boyes

A word from our members

A word from our data partners


Looking to the Future

Financials

Administrative information

Reflecting on the NBN Strategy 2015 – 2020

Here we highlight some of the main achievements from the NBN 2015-2020 Strategy, which drove our priorities through an important period of development and change. This was a strategy for the Network, rather than the NBN Trust. Together, we've come a long way in five years!



Strategic Aim 1:

Record, collect, diversify, enhance and mobilise biological data

- Improving access to data – Network consultation.
- Data capture summit held to kick-start a strategy for using crowdsourcing to mobilise our extensive historic collections.
- Created a fully searchable database of recording schemes on NBN website.
- Developed Consultants Portal to engage ecological consultants (This is currently preparing for relaunch in 2022).

Strategic Aim 2:

Make biological data and information available to everyone

- Following a NBN Gateway Terms and Conditions workshop in November 2014, throughout 2015 NBN data partners were consulted about allowing data sharing under licence to GBIF. As a result, data sharing with GBIF was carried out throughout 2016. In 2017 the United Kingdom became the second largest national contributor of data to GBIF and remains so to this day.
- The capacity for the NBN Gateway to hold data licences was developed and carried through to the NBN Atlas, with all records having a licence attributed to them.
- NBN data flow pathway was developed and latterly included in the Geospatial commission report.
- NBN Atlas Documentation and Help Portal created.

Strategic Aim 3:

Captivate and engage people about wildlife

- Communications Strategy launched
- New NBN website launched
- NBN Awards scheme launched
- Media and social media engagement intensified
- Recorder Motivation survey carried out
- Working Group for Captivating and Engaging People convened and resulted in some recommendations being presented to the Board of Trustees
- Hosted State of Nature Report 2019 on NBN website driving traffic to the site and raising awareness of the NBN

Introduction

Business review

- Chairman's report
- Chief Executive's report
- Reflections on the NBN Trust at 20

Highlights from the year

Network numbers

Progress

- Key highlights from our 20 years

– **Reflecting on the NBN strategy 2015 – 2020**

- Progress in 2020/21

- Strategic Aim 1

- Strategic Aim 2

- Strategic Aim 3

- Strategic Aim 4

- Strategic Aim 5

- Looking back

Remembering Douglas Boyes

A word from our members

A word from our data partners

Looking to the Future

Financials

Administrative information

Strategic Aim 4:

Provide the best biological information management infrastructure

- NBN Atlas and family of Atlases successfully developed to replace the NBN Gateway
- Beautiful Burial Ground website launched
- The NBN Atlas was selected to be part of the FAIRsFAIR consortium, with the aim of improving the level of interoperability in its data holdings.


Strategic Aim 5:

Support the development of the NBN, its board and its members

- NBN Conference successfully transitioned from one day event to two day event, incorporating the NBN Awards
- Collaborative working in Scotland saw the alignment between Scottish Biodiversity Information Forum (SBIF), Biological Recording in Scotland (BRISC) and the NBN. This resulted in the NBN Scottish Liaison Officer role
- Membership review carried out
- National Lottery Heritage Fund grant of £190,500 received to help NBN Trust explore how it could become more financially sustainable.
- Funding of £375,000 over three and a half years received from Esmée Fairbairn Foundation to help transform the NBN Atlas into a world-leading source of environmental data.

How we have increased our impact

	March 2015 (NBN Gateway)	March 2021 (NBN Atlas)
Records shared	110 million	198 million
Records downloaded	731 million	657 million
Data providers	91	157
Datasets	460	925
NBN Trust members	136	250
NBN Trust staff	3.5 FTE	8.3 FTE
Social media channels	7076	15031



Introduction

Business review

- Chairman's report
- Chief Executive's report
- Reflections on the NBN Trust at 20

Highlights from the year

Network numbers

Progress

- Key highlights from our 20 years
- Reflecting on the NBN strategy 2015 – 2020
- **Progress in 2020/21**

– Strategic Aim 1

– Strategic Aim 2

– Strategic Aim 3

– Strategic Aim 4

– Strategic Aim 5

– Looking back

Remembering Douglas Boyes

A word from our members


A word from our data partners

Looking to the Future

Financials

Administrative information

Here, we present the key activities carried out by the NBN Trust during the financial year and how they have supported the five Strategic Aims.



Introduction

Business review

- Chairman's report
- Chief Executive's report
- Reflections on the NBN Trust at 20

Highlights from the year

Network numbers

Progress

- Key highlights from our 20 years
- Reflecting on the NBN strategy 2015 – 2020
- Progress in 2020/21
- **Strategic Aim 1**
- Strategic Aim 2
- Strategic Aim 3
- Strategic Aim 4
- Strategic Aim 5
- Looking back

Remembering Douglas Boyes

A word from our members

A word from our data partners

Looking to the Future

Financials

Administrative information


Increasing data holdings

Over the course of 2020/21 seven new data providers submitted data to the NBN Atlas and 59 data resources were provided by new or existing partners. In total, 265 datasets were added or updated in the financial year.

Thank you to all our data partners for sharing data and for their support of the NBN Atlas.

7 new data providers of UK records:

[Oil Beetle Recording Scheme](#) 

[Stichtig Duik de Noordzee Schoon](#) 

[Soldier Beetles and Allies Recording Scheme](#) 

[Nocturne Environmental Surveyors Ltd](#) 

[Siphonaptera and Phthiraptera Recording Scheme](#) 


[Pseudoscorpion Recording Scheme](#) 


[UK Crane fly Recording Scheme](#) 

Increasing iRecord data holdings


Thirteen new iRecord datasets were uploaded to the NBN Atlas during the year, an increase of five on the previous year.


New iRecord datasets uploaded to the NBN Atlas:


[Heleomyzid Recording Scheme - data verified via iRecord](#) 


[Capturing our Coast \(CoCoast\) marine citizen science project – data verified via iRecord](#) 


[UK Sarcophagidae Recording Scheme](#) 

[Pseudoscorpion Recording Scheme - records verified via iRecord](#) 


[UK Crane fly Recording Scheme - records verified via iRecord](#) 

[NBMP Sunset-Sunrise Survey](#) 

[Siphonaptera and Phthiraptera Recording Scheme – records verified via iRecord](#) 


[Tachinid Recording Scheme - Tachinid fly records verified via iRecord](#) 

[Ground Beetle Recording Scheme - data verified via iRecord](#) 

[Soldier Beetles and Allies Recording Scheme - data verified via iRecord](#) 

[Mammal Mapper App Sighting Records](#) 

[Rhinophoridae Recording Scheme - verified via iRecord](#) 

[Oil Beetle Recording Scheme - records verified via iRecord](#) 

Introduction

Business review

- Chairman's report
- Chief Executive's report
- Reflections on the NBN Trust at 20

Highlights from the year

Network numbers

Progress

- Key highlights from our 20 years
- Reflecting on the NBN strategy 2015 – 2020
- Progress in 2020/21

– **Strategic Aim 1**

- Strategic Aim 2
- Strategic Aim 3
- Strategic Aim 4
- Strategic Aim 5
- Looking back

Remembering Douglas Boyes

A word from our members

A word from our data partners


Looking to the Future

Financials


Administrative information


New data resources

74 new data resources were added during the year.

[Sea Deep Egg Cases Data](#) 

[Rhinophoridae Recording Scheme – verified via iRecord](#) 

[Oil Beetle Recording Scheme – records verified via iRecord](#) 


[British spiders in the collections of World Museum, National Museums Liverpool](#) 


[Woodmeadow Invertebrate Survey 2019](#) 


[Phenology Survey Outer Hebrides](#) 


[HBRG JP Blunt Fungus Dataset](#) 


[Sciomyzidae Recording Scheme](#) 

[Leicestershire and Rutland Environmental Records Centre records 2020](#) 

[Leicestershire and Rutland Environmental Records Centre records 2015-2019](#) 


[Leicestershire and Rutland Environmental Records Centre records 2010-2014](#) 


[Leicestershire and Rutland Environmental Records Centre records 2000-2009](#) 

[Leicestershire and Rutland Environmental Records Centre records pre 2000](#) 

[Mammal Mapper App Sighting Records](#) 


[Bat records from Nocturne Environmental Surveyors Ltd](#) 

[British bird eggs in the collections of World Museum, National Museums Liverpool](#) 

[DDNZS Expeditions 2019, July and September](#) 


[2015-2020 Swift Nest Boxes, UK](#) 

[1989-2020 Previously Occupied Swift Nests, UK](#) 


[Soldier Beetles and Allies Recording Scheme – data verified via iRecord](#) 

[Ulster Wildlife ShoreNI iNaturalist records](#) 


[TVERC Historical Churchyard Records](#) 


[British bird study skins in the collections of World Museum, National Museums Liverpool](#) 

[Birds \(BTO+partners\) 2016 – 2019](#) 

[Birds \(BTO+partners\) 2011 – 2015](#) 


[Birds \(BTO+partners\) 2006 – 2010](#) 

[Siphonaptera and Phthiraptera Recording Scheme – records verified via iRecord](#) 

[Tachinid Recording Scheme – Tachinid fly records verified via iRecord](#) 

[Ground Beetle Recording Scheme – data verified via iRecord](#) 

[Birds \(BTO/JNCC/RSPB partnership\)](#) 

[Invertebrate surveys of various ponds in Scotland between 2010 and 2015](#) 



Introduction

Business review

- Chairman's report
- Chief Executive's report
- Reflections on the NBN Trust at 20

Highlights from the year

Network numbers

Progress

- Key highlights from our 20 years
- Reflecting on the NBN strategy 2015 – 2020
- Progress in 2020/21

– **Strategic Aim 1**

- Strategic Aim 2
- Strategic Aim 3
- Strategic Aim 4
- Strategic Aim 5
- Looking back

Remembering Douglas Boyes

A word from our members

A word from our data partners

Looking to the Future

Financials

Administrative information

[Non-avian taxa \(BTO/JNCC/RSPB partnership\)](#)

[Caddisfly records from iNaturalist verified by the UK Trichoptera \(Caddisfly\) Recording Scheme](#)

[HBRG Richard Moore beetle records from Raasay Dataset](#)

[Survey of giant hogweed, Japanese knotweed and Himalayan balsam on 5 major Lothian rivers, 2003/04](#)

[Survey of Eurasian otter distribution in the Glenmore – Aviemore area, 2018: Camera trap mammal records](#)

[Site Condition Monitoring of dragonflies on Loch a' Mhuilinn SSSI potential extension - 2016](#)

[Strathclyde badger sett surveys 1996-2000](#)

[Site Condition Monitoring of dragonflies on Loch a' Mhuilinn SSSI – 2016](#)

[Site Condition Monitoring of dragonflies on Loch a' Mhuilinn SSSI – 2010](#)

[Site Condition Monitoring of dragonflies on Loch a' Mhuilinn NNR – 2002](#)

[Sea lamprey distribution and abundance in the River Spey: phases II and III, 2001/2002](#)

[Site Condition Monitoring of the downy willow Salix lapponum component of the Vascular Plant Assemblage interest of Skinsdale Peatlands SSSI, 2016](#)

[River Dee catchment Survey and identification of sites of importance to otter, 2004](#)

[River and brook lamprey monitoring of the Endrick Water SAC SSSI, 2003/04](#)

[Review of otter status along the River Dee and its tributaries](#)

[National Water Vole Database & Mapping Project \(Scotland data\), 2008](#)

[Inverness Badger Survey 2003 – Sett information](#)

[Grassland Surveys of Fife, 1972-1990](#)

[Inverness Badger Survey 2003 – Roadkill information 1999-2003](#)

[Grassland Surveys in North-East Scotland, 1989](#)

[Grassland Survey of West Lothian, 1995](#)

[Grassland Survey of Lochaber 1990-94](#)

[Grassland Survey of Central Region, 1989-90](#)

[Ben Lui NNR invertebrate records compiled from SNH files](#)

[Ben Eighe NNR invertebrate records compiled from SNH files](#)

[Assessment of lamprey abundance and distribution in the River Tweed SAC/SSSI, 2004](#)

[Aculeate Hymenoptera records extracted from Invertebrate Site Register for Scotland](#)

[British mammal skins in the collections of World Museum Liverpool](#)

[UK Sarcophagidae Recording Scheme](#)

Introduction

Business review

- Chairman's report
- Chief Executive's report
- Reflections on the NBN Trust at 20

Highlights from the year

Network numbers

Progress

- Key highlights from our 20 years
- Reflecting on the NBN strategy 2015 – 2020
- Progress in 2020/21

– **Strategic Aim 1**

- Strategic Aim 2
- Strategic Aim 3
- Strategic Aim 4
- Strategic Aim 5
- Looking back

Remembering Douglas Boyes

A word from our members

A word from our data partners

Looking to the Future

Financials

Administrative information

[Pseudoscorpion Recording Scheme – records verified via iRecord](#)

[UK Crane-fly Recording Scheme – records verified via iRecord](#)

[NBMP Sunset-Sunrise Survey](#)

[Bob Merritt invertebrate records for VCs 72-75](#)

[Capturing our Coast \(CoCoast\) marine citizen science project – data verified via iRecord](#)

[Peter Hillman images](#)

[Data from 'Allain, S.J. R. \(2019\). Mining Flickr: a method for expanding the known distribution of invasive species. Herpetological Bulletin, 148, 11-14.'](#)

[BSBI data from several English counties, up to 2015](#)

[MoJ BioBlitz 2019](#)


[Lothian Wildlife Information Centre – Amphibian Survey \(public\)](#)

[Glen Finglas Species Records](#)

[Heleomyzid Recording Scheme – data verified via iRecord](#)

[iNaturalist records from Northern Ireland](#)

[Lothian Wildlife Information Centre surveys \(Invertebrates – general\)](#)



Introduction

Business review

- Chairman's report
- Chief Executive's report
- Reflections on the NBN Trust at 20

Highlights from the year

Network numbers

Progress

- Key highlights from our 20 years
- Reflecting on the NBN strategy 2015 – 2020
- Progress in 2020/21

– **Strategic Aim 1**

- Strategic Aim 2
- Strategic Aim 3
- Strategic Aim 4
- Strategic Aim 5
- Looking back

Remembering Douglas Boyes

A word from our members

A word from our data partners

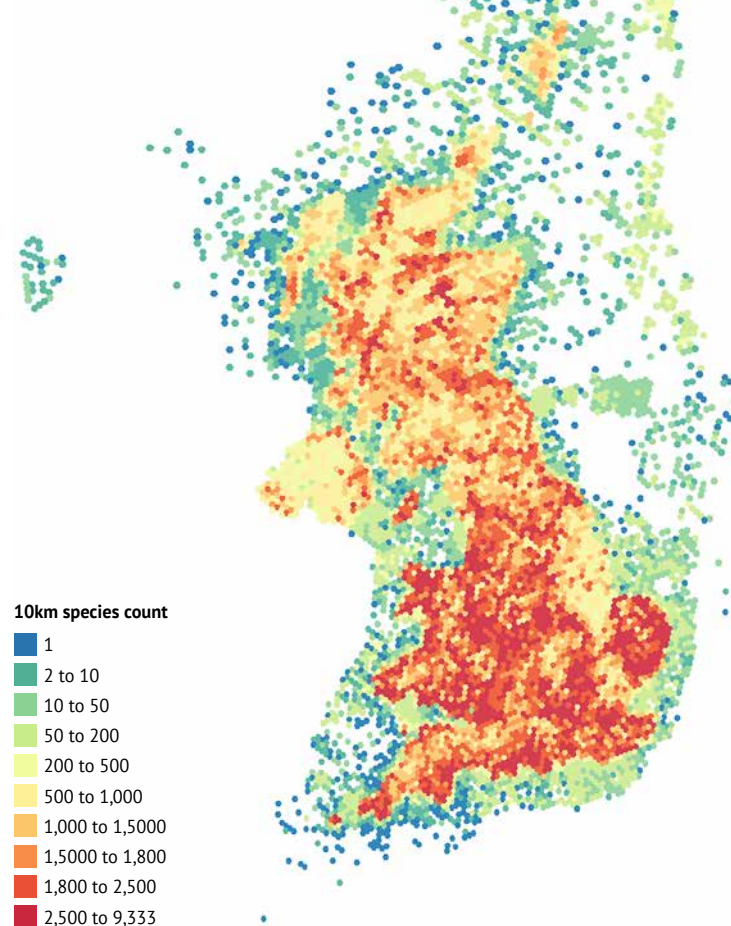
Looking to the Future

Financials

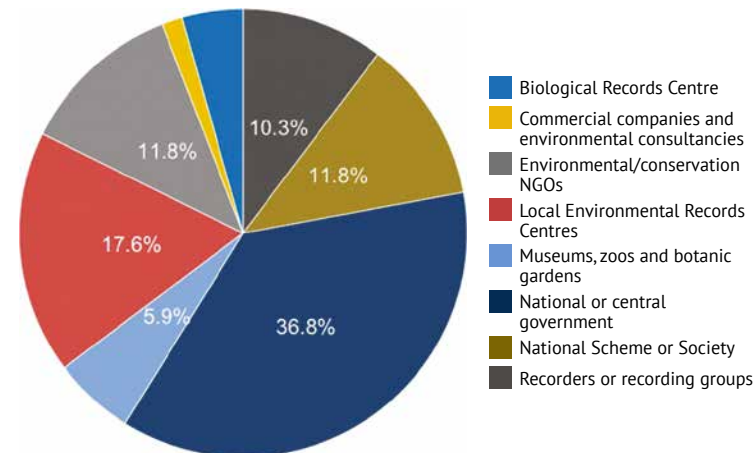
Administrative information

Map of records on the NBN Atlas

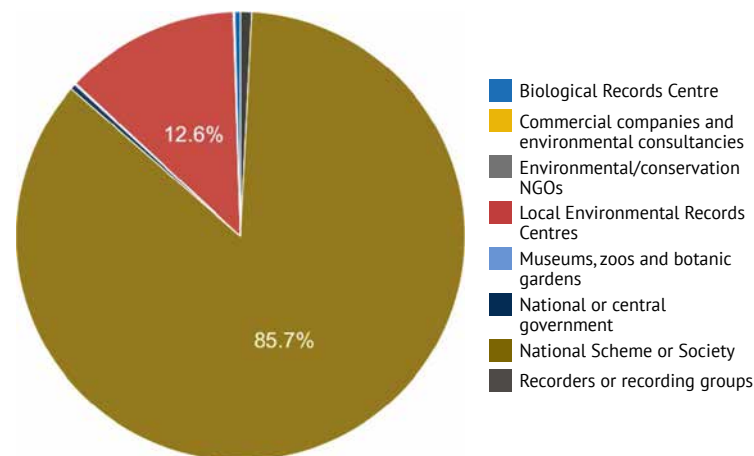
10km species count map of records on the NBN Atlas (including marine) in the UK and Isle of Man.



New datasets by data provider type



New records by data provider type



Introduction

Business review

- Chairman's report
- Chief Executive's report
- Reflections on the NBN Trust at 20

Highlights from the year

Network numbers

Progress

- Key highlights from our 20 years
- Reflecting on the NBN strategy 2015 – 2020
- Progress in 2020/21

– **Strategic Aim 1**

- Strategic Aim 2
- Strategic Aim 3
- Strategic Aim 4
- Strategic Aim 5
- Looking back

Remembering Douglas Boyes

A word from our members

A word from our data partners

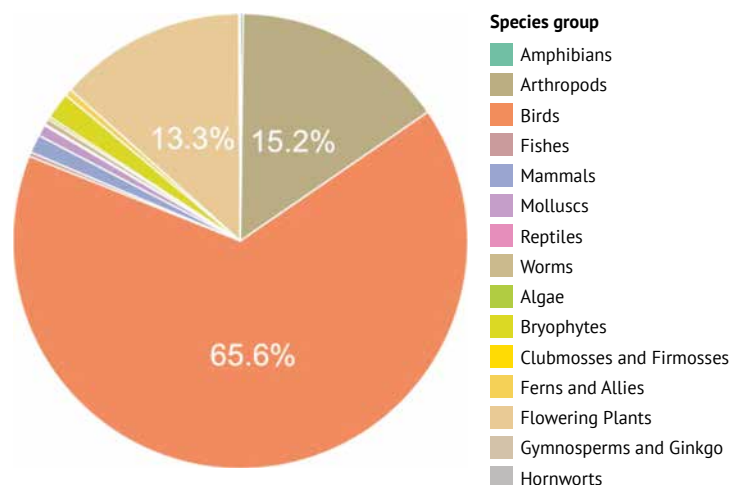
Looking to the Future

Financials


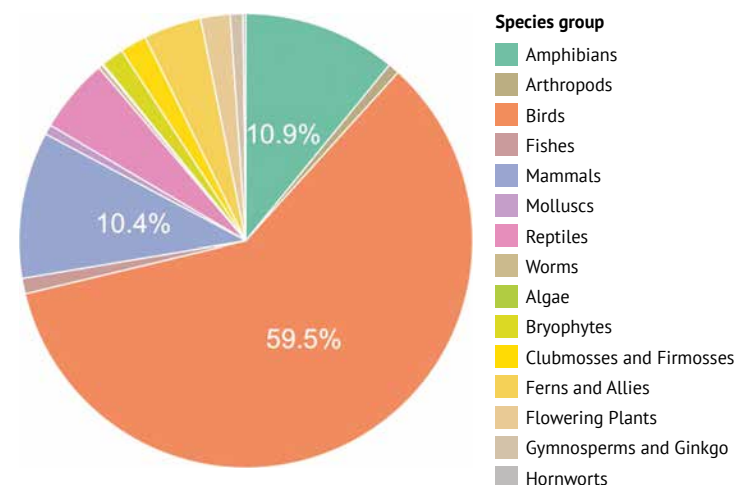
Administrative information

Records by species groups

The first pie chart shows the number of records by each species group.



The second pie chart is standardised by the number of species recorded, as you may expect more records from groups with more species.



Introduction

Business review

- Chairman's report
- Chief Executive's report
- Reflections on the NBN Trust at 20

Highlights from the year

Network numbers

Progress

- Key highlights from our 20 years
- Reflecting on the NBN strategy 2015 – 2020
- Progress in 2020/21

– **Strategic Aim 1**

- Strategic Aim 2
- Strategic Aim 3
- Strategic Aim 4
- Strategic Aim 5
- Looking back

Remembering Douglas Boyes

A word from our members

A word from our data partners

Looking to the Future

Financials

Administrative information

iNaturalistUK

This year we were pleased to become an iNaturalist partner with the development of [iNaturalistUK](#). 

iNaturalist is an online social network of people sharing biodiversity information to help each other learn about nature. It's ever improving identification AI (Artificial Intelligence) allows users to identify species and learn more about them. Developed in 2008 as part of a university project, iNaturalist became an initiative of the California Academy of Sciences in 2014 and a joint initiative with National Geographic Society in 2017. Worldwide, there were more than 4.6 million users at the time of this report going to press, and engagement had increased by almost a third (from 3.5 million) in just six months since the end of March.

There is already a network of international iNaturalist platforms that are easily identified as part of the iNaturalist family with names such as iNaturalistAU (Australia), iNaturalistCa (Canada) and iNaturalistFi (Finland).

Recognising the increasing use of iNaturalist globally and in the UK, including by Network members, the NBN Trust saw an opportunity to join this growing community. With the support of the Marine Biological Association and Biological Records Centre, the NBN Trust, as project lead, submitted an application in December 2020 to become the UK node. In January 2021 we received confirmation that our application had been accepted and on 18 March 2021 the UK site, iNaturalistUK, went live, with the official public launch date being on 7 April 2021. At the time

of going live, over 56,000 users had already submitted more than 1.4 million records of UK wildlife.

Benefits

Taking advantage of this opportunity allows us to meet the NBN Trust's charitable objects to "...advance, formally and informally, public participation in and public understanding and enjoyment of, the conservation of biological resources, together with their sustainable and wise use, by providing public access to biological records, data or information..."

It is acknowledged that iNaturalist is a growing community worldwide and, significantly, within the UK. During 2020/21 approximately 660 new users joined every month. The Network is well placed in the UK to engage with these citizen scientists and encourage wildlife recording. For example, it is already used daily by individuals and by thousands of people for the annual City Nature Challenge among other BioBlitz events. It is an opportunity to engage with those whose first experience of recording may be through iNaturalistUK.

Of course, we continue to support and promote the use of iRecord and iSpot as key tools within wildlife recording and species identification in addition to iNaturalistUK, as they both have an important part to play. However, through management of the iNaturalistUK node we became members of the iNaturalist international steering group, which has key benefits. In particular, it allows us to help influence the direction of iNaturalist as a recording tool and feedback comments and suggestions from the UK user community.

Introduction

Business review

- Chairman's report
- Chief Executive's report
- Reflections on the NBN Trust at 20

Highlights from the year

Network numbers

Progress

- Key highlights from our 20 years
- Reflecting on the NBN strategy 2015 – 2020
- Progress in 2020/21

– **Strategic Aim 1**

- Strategic Aim 2
- Strategic Aim 3
- Strategic Aim 4
- Strategic Aim 5
- Looking back

Remembering Douglas Boyes

A word from our members

A word from our data partners

Looking to the Future

Financials

Administrative information

Realising its potential

There are likely to be many benefits of iNaturalistUK which include:




- Supporting the existing recording community in accessing more records and allowing them to connect with potential new species recorders
- Working with organisations not yet part of the Network who use iNaturalistUK for 'BioBlitz' and other collaboration projects
- Connecting with new 'citizen scientists'
- Increasing data available for research
- Demonstrating to funders we have a mechanism to engage with new audiences

Of course, we are also acutely mindful of the challenges that come with the rapid adoption of iNaturalist in the UK – for example issues around data quality, record verification and data pathways – and we are committed to working with the Network to find the best solutions.

Find out more about [iNaturalistUK](#)  on the NBN website

iNaturalist records on the NBN Atlas

We have uploaded three datasets of iNaturalist records to the NBN Atlas:

- [iNaturalist. Northern Ireland research grade records](#):  Only those records from known experts are set as verified, all the others are unverified on the NBN Atlas.
- [Ulster Wildlife ShoreNI iNaturalist records](#):  These are all verified, Ulster Wildlife have checked all the research grade records and confirmed their identifications. These records are excluded from the main NI iNaturalist dataset, above.
- [Caddisfly records from iNaturalist verified by the UK Trichoptera \(Caddisfly\) Recording Scheme](#):  All Caddis records from the UK were downloaded from iNaturalist and verified by Ian Wallace



Introduction

Business review

- Chairman's report
- Chief Executive's report
- Reflections on the NBN Trust at 20

Highlights from the year

Network numbers

Progress

- Key highlights from our 20 years
- Reflecting on the NBN strategy 2015 – 2020
- Progress in 2020/21
- **Strategic Aim 1**
- Strategic Aim 2
- Strategic Aim 3
- Strategic Aim 4
- Strategic Aim 5
- Looking back

Remembering Douglas Boyes

A word from our members

A word from our data partners

Looking to the Future

Financials

Administrative information

A good reason for a decrease in records on the NBN Atlas

The main British Trust for Ornithology (BTO) dataset on the NBN Atlas: Birds (BTO + partners) only had records up to the end of 2015 and was becoming increasingly outdated. Last year, this very large dataset of almost 152 million records was updated with records up to the end of 2019. As part of the update the datasets were restructured and split between records on an open licence and those on a shared licence, with duplicate data also being reduced. Once the dataset was updated and aggregated there was a drop in the number of BTO-supplied records for the period up to the end of 2015 of 37,127,619 records. This, in turn, reduced the overall number of records on the NBN Atlas.

If the BTO had not aggregated the data, their contribution of records to the NBN Atlas would have increased by 91 million to 237 million. Restructuring the records has improved the usefulness of the datasets by continuing to add more information, whilst removing duplicate data.



Introduction

Business review

- Chairman's report
- Chief Executive's report
- Reflections on the NBN Trust at 20

Highlights from the year

Network numbers

Progress

- Key highlights from our 20 years
- Reflecting on the NBN strategy 2015 – 2020
- Progress in 2020/21
- Strategic Aim 1
- **Strategic Aim 2**
- Strategic Aim 3
- Strategic Aim 4
- Strategic Aim 5
- Looking back

Remembering Douglas Boyes

A word from our members

A word from our data partners

Looking to the Future

Financials

Administrative information

The purpose of the NBN Atlas is to provide a central location for wildlife data, making it easier for the data to be accessed and used in decision-making to protect the environment. One measure of this impact is the number of instances in which the NBN Atlas is cited in peer reviewed publications and research. There has been a large increase over the past few years in the number of peer-reviewed publications from GBIF that used NBN Atlas records, as shown by the bar chart opposite, and we are also picking up more citations direct from the NBN Atlas (see list below).

Examples of 2020/21 publications citing the NBN Atlas as a data source

Raye, L. (2020) 'The wild plants of Scotia Illustrata (1684)', *British and Irish Botany*, 2(3), pp. 240–258. [🔗](#)

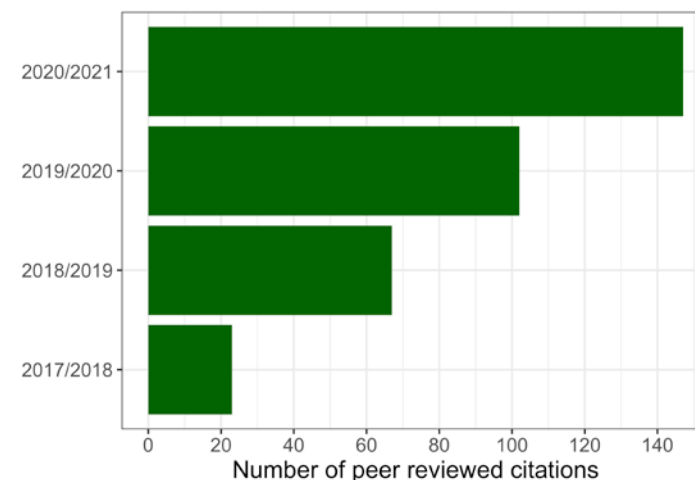
English, HM, Caravaggi, A. (2020) *Where's wallaby? Using public records and media reports to describe the status of red-necked wallabies in Britain*. *Ecol Evol*; 10: 12949–12959. [🔗](#)

Kent, E., Schwartz, A., Perkins, S. (2021). Life in the fast lane: roadkill risk along an urban–rural gradient, *Journal of Urban Ecology*, 7, Issue 1. [🔗](#)

Rodríguez-Rey, M., Consuegra, S., Börger, L. et al. Boat ramps facilitate the dispersal of the highly invasive zebra mussel (*Dreissena polymorpha*). *Biol Invasions* 23, 1487–1496 (2021). [🔗](#)

Leivesley, J.A., Stewart, R.A., Paterson, V. et al. (2021). Potential importance of urban areas for water voles: *Arvicola amphibius*. *Eur J Wildl Res* 67, 15. [🔗](#)

Falk, S. (2021). A review of the pollinators associated with decaying wood, old trees and tree wounds in Great Britain. [🔗](#)



Introduction

Business review

- Chairman's report
- Chief Executive's report
- Reflections on the NBN Trust at 20

Highlights from the year

Network numbers

Progress

- Key highlights from our 20 years
- Reflecting on the NBN strategy 2015 – 2020
- Progress in 2020/21
- Strategic Aim 1
- Strategic Aim 2
- **Strategic Aim 3**
- Strategic Aim 4
- Strategic Aim 5
- Looking back

Remembering Douglas Boyes

A word from our members

A word from our data partners

Looking to the Future

Financials

Administrative information


Through its communication channels, the NBN Trust aims to promote the work of its members and data partners from across the Network. Some of the main ways in which we do this are highlighted in this section.

Network News

Network News continues to be one of the NBN Trust's main communication channels and is published electronically every month. It contains articles from the NBN Trust, our members and data partners, as well as any relevant stories which are likely to be of interest to the Network.

We also continued with the bi-annual NBN Atlas newsletter, which covers information or news articles, specifically related to the NBN Atlas and this was published in April and December last year.

NBN website

The [NBN website](#)  is the hub for our news stories, information on our own and member events, job vacancies from NBN Trust members as well as general information and updates and details of the NBN Conference. It also provides information on our history, our team and our Board of Trustees.


Media and social media

Even in the age of social media, achieving 'conventional' media coverage in the press, radio and TV is still an important aspect


of raising the profile of the NBN and NBN Trust in order to captivate and engage people about wildlife.

A highlight this year was the broadcast of a distribution map of Comma butterfly records from the NBN Atlas to the large BBC 'Winterwatch' audience in January.

The NBN Atlas and the NBN Awards for Wildlife Recording 2020 achieved steady coverage in media as diverse as BBC Radio Shropshire, 'Isle of Man Today', BBC Radio Scotland and the 'Strathspey & Badenoch Herald'.

We also launched our celebratory campaign "NBN Trust 20 in 2020" and featured the 20 most downloaded datasets from the NBN Atlas on the NBN Trust's website during our 20th anniversary year. A review of our 20 year history [National Biodiversity Network at 20: Past, Present and Future](#)  was written for the Linnean Society Journal and published in November 2020.

We regularly contributed to the National Forum for Biological Recording (NFBR) and Biological Recording in Scotland (BRISC) newsletters to highlight some of our key news and activities across the year.

On our social media channels, as shown in [Network Numbers](#),  we have seen excellent growth across the main platforms. These increases are really positive, considering that the NBN Trust relies on organic posts that are free of charge and does not boost posts by paying advertising fees.

Introduction

Business review

- Chairman's report
- Chief Executive's report
- Reflections on the NBN Trust at 20

Highlights from the year

Network numbers

Progress

- Key highlights from our 20 years
- Reflecting on the NBN strategy 2015 – 2020
- Progress in 2020/21
- Strategic Aim 1
- Strategic Aim 2
- **Strategic Aim 3**
- Strategic Aim 4
- Strategic Aim 5
- Looking back

Remembering Douglas Boyes

A word from our members

A word from our data partners

Looking to the Future

Financials

Administrative information

NBN Awards for Wildlife Recording 2020

For the sixth year of these Awards, we were very grateful for the generosity of our seven prize sponsors – Opticron, Habitat Aid, the Field Studies Council (FSC), Nature Photographers Ltd, William Collins, British Wildlife magazine and Natural History Book Service (NHBS).

There were 49 nominations this year, made up of:

- Four NBN Young Person's Award (open to individuals aged 11-20)
- Five NBN Newcomer Award (open to individuals 21 years +)
- Two NBN Award for Wildlife Recording – Marine (open to individuals 21 years +)
- 27 NBN Award for Wildlife Recording – Terrestrial (open to individuals 21 years +)
- 12 NBN Group Award (no age restrictions).



Introduction

Business review

- Chairman's report
- Chief Executive's report
- Reflections on the NBN Trust at 20

Highlights from the year

Network numbers

Progress

- Key highlights from our 20 years
- Reflecting on the NBN strategy 2015 – 2020
- Progress in 2020/21
- Strategic Aim 1
- Strategic Aim 2
- **Strategic Aim 3**
- Strategic Aim 4
- Strategic Aim 5
- Looking back

Remembering Douglas Boyes

A word from our members

A word from our data partners

Looking to the Future

Financials

Administrative information

The five winners and runners up were:

Young Person's Award

Winner – Xander Johnston

Runner up – Reuben Nebbett-Blades

NBN Newcomer Award

Winner – Douglas Boyes, who sadly passed away in September 2021

Runner up – Sophie Webster

NBN Award for Wildlife Recording – Marine

Winner – Kevin McIlwee

Runner up – Jack Wootton

NBN Award for Wildlife Recording – Terrestrial

Winner – Yvonne Leonard


Runner up – Derek Crawley

NBN Group Award

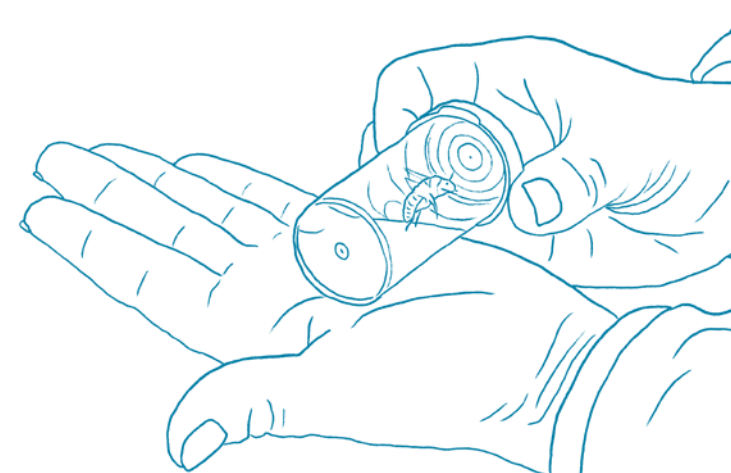
Winner – The Mammal Society

Runner up – Manhood Wildlife and Heritage Group

In addition to the publicly nominated awards, the 2020 John Sawyer NBN Open Data Award was presented to NatureSpot in recognition of its ongoing commitment to sharing wildlife data openly.

More information on each of the NBN Award winners can be found on the [NBN website](#). 

To help promote our Award winners and runners up, we created some special logos which can be displayed on email signatures, websites or social media.



Introduction

Business review

- Chairman's report
- Chief Executive's report
- Reflections on the NBN Trust at 20

Highlights from the year

Network numbers

Progress

- Key highlights from our 20 years
- Reflecting on the NBN strategy 2015 – 2020
- Progress in 2020/21
- Strategic Aim 1
- Strategic Aim 2
- Strategic Aim 3
- **Strategic Aim 4**
- Strategic Aim 5
- Looking back

Remembering Douglas Boyes

A word from our members

A word from our data partners

Looking to the Future

Financials

Administrative information

This Strategic Aim predominantly relates to the NBN Atlas and so it provides an opportunity to give an update on the main work strands from 2020/21.

NBN Atlas technical updates through the year

A total of 22 small enhancements and 24 bug fixes were completed this financial year.

Here are a couple of the highlights:

Map Download Terms and Conditions

This small enhancement aimed to encourage more users to read and abide by the licensing rules when downloading maps. Licensing, README (a text file that contains the key information relating to the download), and citation are included in the download as a zip file (as per the existing species download) and users are prompted to provide a reason for the download and actively agree to our terms, conditions and licences.

Species Search Enhancements

The search now only returns accepted names. The order of the search is alphabetical on the accepted scientific name. When a genus is matched, all child taxa are returned as well. We've also added some help text next to the search box.

Work in progress

1. Two-Tier Project

The Two-Tier project aims to allow data providers to add their high-resolution data to the NBN Atlas and allow enhanced access to certain users. During the year, documentation was completed and costed, wireframes (design) and back-end development work was also completed. The project is expected to progress further in the coming year.

2. Overview Tab

The new overview tab has been designed to encourage users to remove absent, fossils, unconfirmed and CC-NY-BY (non-commercial) licence statuses before downloading. Although the development was completed by the end of March 2021, it was not released due to some issues that the NBN Atlas faced at the start of the new financial year, in case this added pressure to the Atlas.

3. Polygon Searches and Grid Enhancements

The ability to perform polygon searches was present in the NBN Gateway and users expressed their desire for this functionality to be implemented in the NBN Atlas. The use of points rather than grids by the Atlas of Living Australia (on which the NBN Atlas is based) has made finding a solution more complex than anticipated so more research and work is needed.

Introduction

Business review

- Chairman's report
- Chief Executive's report
- Reflections on the NBN Trust at 20

Highlights from the year

Network numbers

Progress

- Key highlights from our 20 years
- Reflecting on the NBN strategy 2015 – 2020
- Progress in 2020/21
- Strategic Aim 1
- Strategic Aim 2
- Strategic Aim 3
- **Strategic Aim 4**
- Strategic Aim 5
- Looking back

Remembering Douglas Boyes

A word from our members

A word from our data partners

Looking to the Future

Financials

Administrative information

Stability Issues

From December 2020, the records and species searches on the NBN Atlas started to run slowly which could mean results returned with a timeout error. These two searches run off separate Solr² indexes and in February we engaged a Solr specialist company to perform an audit on our current Solr implementation and make recommendations on how to improve the performance and stability of the NBN Atlas searches.

The recommendations related to the design of the index (schema) and the size and number of the servers used to serve the index. We worked with the specialist company into the new financial year to understand and implement the most beneficial recommendations.

Spatial layer update

This year we have continued to focus on increasing the amount of habitat information that is displayed in the NBN Atlas. The availability and type of habitat information varies by country across the UK. Our aim is to provide an overview of the main habitats in each country and, as of the end of March 2021, 33 habitat layers, which we have classed as critical for the NBN Atlas, were available in the portal.

The total number of spatial layers in the NBN Atlas at the same time was 136. All are accessible from the spatial portal and are used to provide additional contextual information for records. A selection of the boundary layers can also be accessed as pre-defined areas in the records portal, which simplifies the process of searching for records within these areas.

Updates to the UK Species Inventory (UKSI)

The species dictionary used on the NBN Atlas, the UKSI, was updated during the year. This work is carried out by Chris Raper of the Natural History Museum who has highlighted the main pieces of work below:

- Updated all of the Diptera checklist - a very major undertaking
- Updated the Hymenoptera checklist to include new taxa since the major update in 2018. Also brought in some large updates to Symphyta
- Updated the bird taxonomy to IOC10.2 with Andy Musgrove (British Trust for Ornithology)
- Added updates to soil mites and collembola from Matthew Shepherd
- Started updating the Coleoptera checklist with help from Mark Gurney (National Trust)
- Responded to >170 enquiries ranging from requests for copies of the data to requests for ad-hoc amendments etc.

² Solr is an open source search platform which powers the search and navigation features of many of the world's largest internet sites - <https://solr.apache.org/>

Introduction

Business review

- Chairman's report
- Chief Executive's report
- Reflections on the NBN Trust at 20

Highlights from the year

Network numbers

Progress

- Key highlights from our 20 years
- Reflecting on the NBN strategy 2015 – 2020
- Progress in 2020/21
- Strategic Aim 1
- Strategic Aim 2
- Strategic Aim 3
- **Strategic Aim 4**
- Strategic Aim 5
- Looking back

Remembering Douglas Boyes

A word from our members


A word from our data partners

Looking to the Future

Financials

Administrative information

For Chris, the most significant change of the year was in the way that he updates the UKSI database. Updates have traditionally involved using a few maintenance forms but still required quite a lot of manual data entry which, by its very nature, slowed the process down and could lead to mistakes. In collaboration with Mike Weideli, who will be known to many in the Network for his work on Recorder6, Chris has created a system for codifying taxonomic operations and importing them in a structured and standardised way, which minimises the potential for errors and speeds up the amendment process. Mike has been lead developer on the project and also managed to bring in some major changes to the UKSI which were made possible by the import routine. These include a Master Checklist, which was something that he had always wanted for Recorder6, and a sorted hierarchical lineage for the ORGANISM table, which has greatly improved the ability to list and query taxa in the UKSI. Chris would like to take the opportunity to publicly thank Mike for being so generous with his help and expertise. It has been invaluable and has moved the UKSI forward “in leaps and bounds”.



Introduction

Business review

- Chairman's report
- Chief Executive's report
- Reflections on the NBN Trust at 20

Highlights from the year

Network numbers

Progress

- Key highlights from our 20 years
- Reflecting on the NBN strategy 2015 – 2020
- Progress in 2020/21
- Strategic Aim 1
- Strategic Aim 2
- Strategic Aim 3
- Strategic Aim 4
- **Strategic Aim 5**
- Looking back

Remembering Douglas Boyes

A word from our members

A word from our data partners

Looking to the Future

Financials

Administrative information

NBN Conference

We had planned to hold the Conference in conjunction with the Open University (OU) and iSpot on campus in Milton Keynes but, as the effects of the Covid pandemic unfolded, like many other organisations we took the decision to run the 2020 event online. Thankfully, we were still able to collaborate with the OU and iSpot team and benefitted enormously from their help in preparing for the event as well as their technical and audio-visual expertise and assistance on the day, which was significant in helping us to run a very successful Conference.

As many organisations are finding, online events open up participation from those who may not have been able to attend in person, and we actually had 199 delegates, our highest number ever. Whilst everyone missed the opportunity to see friends and colleagues face to face at our annual gathering, the feedback we received on the format and execution of the online event was very positive and encouraging.



Sir Charles Burrell pictured with the Sir John Burnett Memorial Medal

The theme of the one-day event was “The NBN at 20 – Changing times”. The thirteen presentations included the Sir John Burnett Memorial Lecture, which was given by Sir Charles Burrell of the Knepp Castle Estate. Dr Cecilia Medupin of the University of Manchester gave the keynote address.

The Conference also included the NBN Trust AGM and celebrated the NBN Awards for Wildlife Recording with the announcement of the winners and runners up at the end of the day.

Introduction

Business review

- Chairman's report
- Chief Executive's report
- Reflections on the NBN Trust at 20

Highlights from the year

Network numbers

Progress

- Key highlights from our 20 years
- Reflecting on the NBN strategy 2015 – 2020
- Progress in 2020/21
- Strategic Aim 1
- Strategic Aim 2
- Strategic Aim 3
- Strategic Aim 4
- **Strategic Aim 5**
- Looking back

Remembering Douglas Boyes

A word from our members

A word from our data partners

Looking to the Future

Financials

Administrative information

Fundraising focus

In June we were joined by three volunteer fundraising interns: Holly McCain, who was the Volunteer Fundraising Intern Manager along with Emma James and Conall Howard. They carried out up to 20 hours of work per week from June to September, with their activities including:

- Trawling the Charity Commission website for grant making organisations whose criteria the NBN Trust might fit
- Researching possible funders to understand what their criteria were, how much they typically awarded, closing dates/ application schedule and whether they had funded similar organisations or projects before
- Drafting a case for support to approach grant making bodies for small grants up to £5,000

The insight and information the interns provided was invaluable and will be used for future applications. Pleasingly, their individual career paths have progressed very positively - Holly is now Fundraising Officer at Buglife, Emma is Project Administrative Officer - Climate Change at Sandwell Council and Conall is doing an MSc in International Development at the University of Amsterdam.

The Board of Trustees

Thanks are given to our Board of Trustees for the invaluable experience and input that they have brought us during the year. In particular, we would like to give thanks to Helen Wilkinson and Liz Proctor who both retired from the board during 2020/21. Helen and Liz both gave great guidance and direction during their time on the Board. Liz also sat on the Finance and Management Committee (a sub-committee of the Board) and was a valued member of the group.

As mentioned in the Chairman's Report a further five Trustees were recruited to join the Board and took up their appointments in June 2021.



Introduction

Business review

- Chairman's report
- Chief Executive's report
- Reflections on the NBN Trust at 20

Highlights from the year

Network numbers

Progress

- Key highlights from our 20 years
- Reflecting on the NBN strategy 2015 – 2020
- Progress in 2020/21
- Strategic Aim 1
- Strategic Aim 2
- Strategic Aim 3
- Strategic Aim 4
- Strategic Aim 5
- **Looking back**

Remembering Douglas Boyes

A word from our members

A word from our data partners

Looking to the Future

Financials

Administrative information



A fond farewell

Finally, in our review of the work carried out through the year, we close with some reflections of her time with the NBN Trust, from our outgoing Chief Executive, Jo Judge.

After nearly five years in the privileged position as the Chief Executive of the NBN Trust, I took the difficult decision to move on to a new opportunity. The role has at times had its unique challenges, but I hope that you will agree that we have seen some great strides forward over the time I was with the Trust.

The biggest change was without a doubt the transition from the NBN Gateway to the NBN Atlas. Getting the NBN Atlas up and running in my first year was a challenge, but one that the whole NBN Trust team rose to, ensuring that the infrastructure was in place, on time, on 1 April 2017. Since its launch, we have been collecting feedback and implementing improvements where we can, to develop the NBN Atlas towards being a truly great tool for everyone who collects, shares and uses data about biodiversity in the UK. The Trust is still on this exciting journey and I hope it will be able to access the resources it needs in the future to really drive the NBN Atlas forward.

The thing that really makes the NBN Trust and Network unique is the involvement of everyone from individual recorders to large conservation charities and government agencies. I can't claim that we have all always seen eye to eye on every subject, which would be impossible with such a large and diverse community, but the passion and enthusiasm displayed at all

levels is to be commended. As I have said on multiple occasions, the biodiversity data sector is stronger for the involvement of everyone in the Network and through collaboration the Network can be so much more than the sum of its parts. By working together, improvements and advances can be made to ensure that the data is available for biodiversity to be central to learning and decision making about the natural environment.

I must say a big thank you to the NBN Trust team, they are hard working and dedicated to making the Trust and the Network the best they can be. It's easy to forget that the NBN Trust team is so small given the volume of work it produces. It has been a pleasure to work with all of them. I would also like to thank the dedicated volunteers that make up the NBN Trust Board of Trustees, I have really enjoyed working with them and am confident that under their strategic direction the NBN Trust will continue to flourish.

I have no doubt that the next CEO will bring fresh ideas and build on the work that has already been done to develop the NBN Trust strategy, to really drive the Trust forward over the next five years and beyond. I wish them, the team and everyone involved with the NBN Trust and Network great success.

Jo Judge



Introduction

Business review

- Chairman's report
- Chief Executive's report
- Reflections on the NBN Trust at 20

Highlights from the year

Network numbers

Progress

- Key highlights from our 20 years
- Reflecting on the NBN strategy 2015 – 2020
- Progress in 2020/21
- Strategic Aim 1
- Strategic Aim 2
- Strategic Aim 3
- Strategic Aim 4
- Strategic Aim 5
- Looking back

Remembering Douglas Boyes

A word from our members

A word from our data partners

Looking to the Future

Financials

Administrative information




At the time of writing this Report, we were saddened to hear of the sudden death of Douglas Boyes.

Douglas was the winner of the Newcomer Award in the 2020 NBN Awards for Wildlife Recording and his passion for lepidoptera and biological recording shone through.

We would like to pay tribute to Douglas and with the kind permission of Butterfly Conservation, we share their words on a “supremely talented, enthusiastic and dedicated young scientist who was also a kind and generous colleague to those he worked with, and a young man who had already achieved so much in his career and life to date”.

Douglas was an early appreciator of moths and butterflies. He first became ‘hooked’ on them at age 12, inspired by moth trapping with Butterfly Conservation Vice-president Nick Baker. By 16 he was the County Butterfly Recorder for Montgomeryshire, the

youngest person ever to hold such a position in the history of the Butterflies for the New Millennium recording scheme. Douglas recently gave an [interview](#)  in which he talked about his early love of and adventures with Lepidoptera. His active involvement with volunteering at Butterfly Conservation was an early indicator of a love of the natural world. This would eventually lead him to embark on a scientific career aimed at protecting the moths and butterflies he loved.

He studied Biological Sciences at Brasenose College, Oxford, graduating with first-class honours in July 2017. His undergraduate research project explored the under-recorded world of micro-moths associated with bird nests. He continued to study at Oxford, earning an MSc in Biodiversity, Conservation and Management with distinction and again conducting a research project focussed on moths (this time an appreciation of the diversity of moths that have increased in distribution or abundance in recent decades, while so much of biodiversity has declined). He was awarded the Wallace Prize, for “a dissertation demonstrating qualities of excellence, independence and adventure”. In October 2018, he began a NERC-funded PhD focusing on the effects of light pollution on moth populations with Newcastle University, the UK Centre for Ecology & Hydrology (UKCEH) and Butterfly Conservation. His doctoral research was supported by prestigious awards: the Xerxes Society Joan Mosenthal DeWind Award, and Oxford University's Varley-Gradwell Fellowship. He was a valued member of the community of post-graduate students at UKCEH and Newcastle University, supporting and inspiring newer students.

Introduction

Business review

- Chairman's report
- Chief Executive's report
- Reflections on the NBN Trust at 20

Highlights from the year

Network numbers

Progress

- Key highlights from our 20 years
- Reflecting on the NBN strategy 2015 – 2020
- Progress in 2020/21
- Strategic Aim 1
- Strategic Aim 2
- Strategic Aim 3
- Strategic Aim 4
- Strategic Aim 5
- Looking back

Remembering Douglas Boyes


A word from our members

A word from our data partners

Looking to the Future

Financials

Administrative information

Douglas' scientific research on this topic was already ground-breaking, and his potential enormous. He showed that streetlights have a big impact on the local abundance of moth caterpillars, reducing numbers on grass verges by one-third, and by almost a half in hedgerows - the first real-world evidence that light pollution is reducing moth populations. He also found that 'environmentally friendly' LED lights were even more detrimental to moth populations than old-style sodium streetlights. To collect this data, he spent over 400 hours searching for caterpillars along roadsides over the past three years. When published, in August this year, these research findings were met with huge media interest around the world. This is the sort of research that can fundamentally change how we interact with and protect nature, and is already having an impact with lighting professionals. Even though his time with us was short, Douglas has ensured that our understanding of human impacts on the natural world has taken a great leap forwards, opening the door to better ways for humans and moths to coexist. You can read more on his remarkable [research](#). 

His energy and passion for recording, studying and promoting awareness of moths was exceptional. In addition to his PhD research, Douglas was undertaking a comprehensive survey of the moths of Oxford University's Wytham Woods, collaborating with the Darwin Tree of Life project to sequence the genomes of UK moth species, unearthing forgotten datasets as part of the EntoGEM project to assess global insect biodiversity trends, and contributing his expertise to review the impacts of invasive non-native moths for an Intergovernmental Science-Policy Platform on Biodiversity and Ecosystem Services (IPBES) global thematic assessment. He taught butterfly and moth identification and ecology for the Field Studies Council, and supported many new moth recorders by helping with identifications. Douglas had a passion and great talent for communicating science and natural history, engaging countless people through his Twitter account, blogs, talks and interviews, but was never afraid to challenge misrepresentations of scientific evidence. He was especially keen to stop 'obsessive tidiness' and promote wilder spaces for the benefit of nature.

Douglas will be sorely missed.



Introduction

Business review

- Chairman's report
- Chief Executive's report
- Reflections on the NBN Trust at 20

Highlights from the year

Network numbers

Progress

- Key highlights from our 20 years
- Reflecting on the NBN strategy 2015 – 2020
- Progress in 2020/21
- Strategic Aim 1
- Strategic Aim 2
- Strategic Aim 3
- Strategic Aim 4
- Strategic Aim 5
- Looking back

Remembering Douglas Boyes

A word from our members

A word from our data partners


Looking to the Future

Financials

Administrative information

The NBN Trust is a membership organisation. Our members are diverse, with their own aims and objectives, but they play their part in the Network through supporting the Strategy and Vision and helping to contribute in numerous ways to the work of the NBN. The Network is strengthened by the ability of its partners to work together and, as a charity, income from the membership contributes to the work of the NBN Trust.

On the following pages we bring you reports from two NBN Trust members who give an insight into their connection with and support for the Network.

A list of NBN Trust members can be found on the [NBN website](#). 

Members at 31 March 2021

Member category	
Affiliate	9
Organisational	103
Corporate	6
Individual	92
Honorary	16
17 Lifetime (Awards)	24
Total	250



Introduction

Business review

- Chairman's report
- Chief Executive's report
- Reflections on the NBN Trust at 20

Highlights from the year

Network numbers

Progress

- Key highlights from our 20 years
- Reflecting on the NBN strategy 2015 – 2020
- Progress in 2020/21
- Strategic Aim 1
- Strategic Aim 2
- Strategic Aim 3
- Strategic Aim 4
- Strategic Aim 5
- Looking back

Remembering Douglas Boyes

A word from our members

A word from our data partners

Looking to the Future

Financials

Administrative information

The NBN Trust at 20 – the NFBR Chair's perspective

Written by Dr Sarah Whild, Chair of NFBR (National Forum for Biological Recording), retired Senior Lecturer in Plant Ecology, and Honorary NBN Trust member



It is hard to imagine how biological recording worked at a national level before the NBN was formed – it was somewhat parochial, with the first embryonic local records centres forming, and the Biological Records Centre (BRC) collating all of those 'pink card' records, that were input by hand at Monks Wood. I feel rather privileged to have seen biological recording develop during my career, and it has been an extraordinary journey.

When the NBN and NBN Trust first formed in 2000, national distribution maps were available from the BRC by request; there was no clear picture as to how biological recording fitted into a 21st century legislative framework, and no-one was terribly clear on how (or even if!) biological records could be presented on the internet as pieces of data that were useful to conservationists, policy makers, individual recorders, and national recording schemes. How could these records maintain their scientific integrity, and fit in with modern legislation in terms of data protection and intellectual copyright?

The NBN Trust provided interpretations of all useful legislation for biological recorders – an incredibly valuable toolkit (especially for voluntary recorders like me, who might not always have exactly asked explicitly for permission to jump over the fence and record those Green-winged Orchids!).

But of course, the NBN Trust's greatest achievement was to persuade so many data sources - the National Recording Schemes and Societies, Local Environmental Records Centres, Wildlife Trusts, official bodies, and a myriad smaller recording groups - to contribute their data to a massive online database accessible to the public. The NBN Gateway, as the data portal was then, provided an extraordinary resource – eventually not just the bare biological records of 'who, what, where and when', but site information, a taxonomic species dictionary, and the ability to request complex spatial downloads of data. The NBN Gateway made clever use of a 'caveat emptor' approach to records – where the enquirer has to select the sets of records most appropriate for them – where fully verified national schemes data sit beside citizen science local data collection projects, and it is straightforward to select the best datasets for your purpose.

Introduction

Business review

- Chairman's report
- Chief Executive's report
- Reflections on the NBN Trust at 20

Highlights from the year

Network numbers

Progress

- Key highlights from our 20 years
- Reflecting on the NBN strategy 2015 – 2020
- Progress in 2020/21
- Strategic Aim 1
- Strategic Aim 2
- Strategic Aim 3
- Strategic Aim 4
- Strategic Aim 5
- Looking back

Remembering Douglas Boyes

A word from our members

A word from our data partners


Looking to the Future

Financials

Administrative information

So, what is my involvement? Well, I ran an MSc programme in Biological Recording, for the University of Birmingham, then Manchester Metropolitan University, teaching scientific rigour alongside acquiring field-based identification skills. This meant I was pretty much on the side-lines of recording – a privileged position as an observer in my daytime job. I was also an active botanical recorder, especially in Shropshire, and generally in the Botanical Society of Britain and Ireland (BSBI). Such National Schemes and Societies – still mostly voluntary – provide verified, evidence-based data to support local records centres that produce the conservation and geographical information and context required by local planners and consultants. These data also appear on the NBN Atlas, for all to see, and we can still rely on the Biological Records Centre at Wallingford to provide high-quality information and research needed for national policy and conservation decisions to be made. It is a brilliant point of access to the data collected by so many skilled and committed recorders across the UK!

Since retiring, I've become more involved with the [National Forum for Biological Recording](#) – one of the founding organisations of the NBN. The NFBR was formed in 1986 and has had an involvement with the development of most biological recording innovations in Britain. It also has a completely independent voice in recording (as we receive no funding and are beholden to none!) and supports the incredibly diverse arena that is the recording web of organisations in the UK. The NFBR is delighted to have had such a full involvement with the NBN and its development over the last 20 years, and we look forward to supporting it in future decades, working with the NBN Trust and all of the other vital biological recording organisations to further data quality and diversity within recording.



Introduction

Business review

- Chairman's report
- Chief Executive's report
- Reflections on the NBN Trust at 20

Highlights from the year

Network numbers

Progress

- Key highlights from our 20 years
- Reflecting on the NBN strategy 2015 – 2020
- Progress in 2020/21
- Strategic Aim 1
- Strategic Aim 2
- Strategic Aim 3
- Strategic Aim 4
- Strategic Aim 5
- Looking back

Remembering Douglas Boyes

A word from our members

A word from our data partners

Looking to the Future


Financials

Administrative information

QTS and the NBN

Written by Lucy Mullan, Environmental Advisor



As members of the National Biodiversity Network Trust, [QTS](#)  believes that working on the railway infrastructure and our consequent lineside work allows us the opportunity to record areas not usually available to the general public. The matrix itself can also provide a great wealth of information about species that may be in our worksites before we get there, so that we can plan and carry out our work as best we can, with as little impact as possible.

At QTS, we endeavour to be as environmentally conscious and to do as much good as possible. When we were presented with the opportunity to use our access and environmental reports to help build the NBN's records, and to provide help in any other way we possibly can, we were delighted to get involved. Through our membership, we are excited to form a mutually beneficial partnership with the National Biodiversity Network.



Joining the NBN Trust has also encouraged us as a business to feature our environmental work more on our social media feeds and also use this to highlight the types of environments that we work within. We realised that while we do work very hard in making sure our work is as minimally invasive as possible, we didn't take the opportunity to share how we do that with the wider public.

Since becoming NBN Trust members, we have started a 'species of the month' campaign that highlights the wide variety of flora and fauna that our operatives encounter. We also show the ways we must accommodate them in our work to ensure we follow the law, cause no major detriment to the environment and ensure safe working protocols. Thanks to advice from the NBN Trust, we added an environmental page to our website which showcases some of our past projects and some more information about what we do regarding the environment.

While we are still very new members and are yet to fully incorporate using our records with the NBN Atlas, we are very excited to see this come into effect. We are looking forward to developing a strong partnership with the NBN Trust in the coming years and utilising the connection to ensure we take every opportunity we can to improve the environment we work in and become real champions for change and growth in people's understanding of the environment in relation to the railway.



Introduction

Business review

- Chairman's report
- Chief Executive's report
- Reflections on the NBN Trust at 20

Highlights from the year

Network numbers

Progress

- Key highlights from our 20 years
- Reflecting on the NBN strategy 2015 – 2020
- Progress in 2020/21
- Strategic Aim 1
- Strategic Aim 2
- Strategic Aim 3
- Strategic Aim 4
- Strategic Aim 5
- Looking back

Remembering Douglas Boyes

A word from our members

A word from our data partners


Looking to the Future

Financials

Administrative information

Without organisations and individuals being willing to share data, the NBN Atlas would not exist. NBN Atlas data partners and those recording what they see (often volunteers), are the lifeblood of the Network. Without them, the NBN Trust would not be able to realise its vision and the Network would not function. Nature would lose out.

The NBN Trust values the vital contributions of its data partners and on the following pages we bring you reports from a selection of our NBN Atlas data partners who explain why they share their data in this way.

A list of data partners can be found on the [NBN Atlas](#). 



Introduction

Business review

- Chairman's report
- Chief Executive's report
- Reflections on the NBN Trust at 20

Highlights from the year

Network numbers

Progress

- Key highlights from our 20 years
- Reflecting on the NBN strategy 2015 – 2020
- Progress in 2020/21
- Strategic Aim 1
- Strategic Aim 2
- Strategic Aim 3
- Strategic Aim 4
- Strategic Aim 5
- Looking back

Remembering Douglas Boyes

A word from our members

A word from our data partners

Looking to the Future

Financials


Administrative information

Leicestershire and Rutland Environmental Records Centre

Written by Kirsty Gamble, Senior Records Officer, Leicestershire and Rutland Environmental Records Centre (LRERC)



LRERC is the Local Environmental Records Centre covering Leicestershire and Rutland (Vice County 55). We sit within the ecology section of the Planning, Historic and Natural Environment Team at Leicestershire County Council. Our position within this team means that we work closely with the Planning Ecologists resulting in a mutually beneficial relationship, with LRERC providing data to support their role and the Planning Ecologists extracting records included within ecological consultants' reports submitted with planning applications. This helps us to keep our protected species information up to date.

LRERC  was formed in the 1990's and inherited a significant paper archive from the Leicestershire Museums Service at that time, with paper records from the 1950's onwards. This is a unique archive containing species records and habitat/land use surveys and is used regularly; to support research, to identify land use change over a period of 40+ years and to identify historic locations to help rediscover species not recorded recently.

LRERC currently collates data from various sources and has the support of a network of over 20 County Recorders as well as a network of local recording groups who share their records with us. Our species records are held in the Orca database, provided and managed by Cofnod (North Wales Environmental Information Service). We also have a rolling programme of parish-based Phase 1 surveys which complement our archive.

Our County Recorders also help us with the significant task of verifying species records; all records are added to our database with an appropriate verification level and these are regularly updated to reflect expert advice. Currently 86% of species records on our database have been verified. We're always able to amend verification on expert advice and welcome any comments on errors spotted in our data.



Introduction

Business review

- Chairman's report
- Chief Executive's report
- Reflections on the NBN Trust at 20

Highlights from the year

Network numbers

Progress

- Key highlights from our 20 years
- Reflecting on the NBN strategy 2015 – 2020
- Progress in 2020/21
- Strategic Aim 1
- Strategic Aim 2
- Strategic Aim 3
- Strategic Aim 4
- Strategic Aim 5
- Looking back

Remembering Douglas Boyes

A word from our members

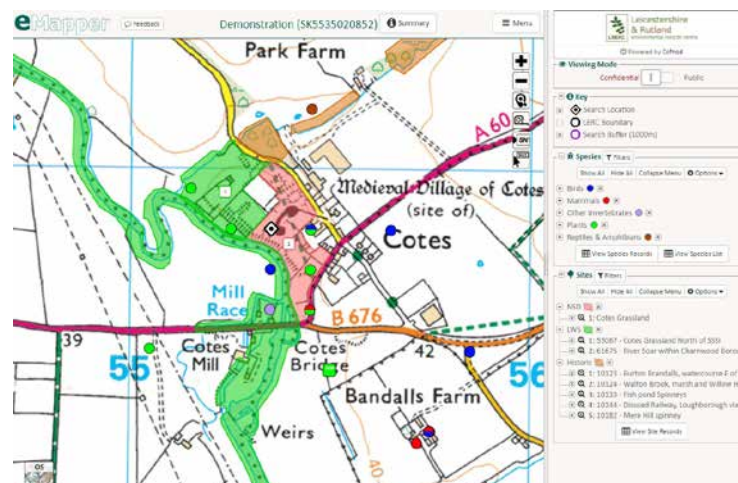
A word from our data partners

Looking to the Future

Financials

Administrative information

We currently have a number of ongoing projects to increase our digitised species records, making them easier to access. This includes extracting our own 'backlog' of records and supporting local groups to do the same. The Leicestershire and Rutland Ornithological Society (LROS) has recently completed a volunteer project to extract all of its paper records. This has resulted in over one million records being digitised; an amazing achievement! We also have volunteers working on extracting the mainly botanical records from a series of field by field surveys completed by the Leicestershire Museums Service in the 1980's and 1990's. This has led to some sites for rarer species being rediscovered and has proved to be a useful exercise for us and the botany County Recorder. These records are currently being transferred to our database and those which have been positively verified will be included in our subsequent updates to the NBN Atlas.



Our enquiries service is run through the My LERC website also hosted by Cofnod. This allows customers to select a relevant package and submit a request for information. We're then able to authorise the request, sending a link to the results in less than a day. The results are then provided through eMapper, an interactive mapping system with downloadable options.

LRERC has recently updated our data holding on the NBN Atlas to provide all verified records for all species that we have permission to share in this way; this resulted in us adding 1.1 million records at tetrad resolution for non-commercial use (CC-BY-NC Licence). Adding records to the NBN Atlas does not benefit us directly, but we do feel that it benefits the wider recording community; it shares the national distribution of species. Being in the Midlands we are often on the edges of populations and, without Leicestershire and Rutland data, incorrect gaps in distribution were showing. Adding records at a tetrad resolution is in keeping with the standard for distribution maps without compromising our essential commercial income. Adding data to the NBN Atlas is also supportive for the web services feeding into other websites such as NatureSpot, [the online recording portal for Leicestershire and Rutland supported by LRERC](#).

Going forward, LRERC is continuing to advance with increased staffing levels introduced in the last 12 months allowing us to work more effectively, evolving our services and adding more records to our database as well as developing our relationships with our local experts.

LRERC aims to continue to support the NBN Atlas with an annual update of records each year.

Introduction

Business review

- Chairman's report
- Chief Executive's report
- Reflections on the NBN Trust at 20

Highlights from the year

Network numbers

Progress

- Key highlights from our 20 years
- Reflecting on the NBN strategy 2015 – 2020
- Progress in 2020/21
- Strategic Aim 1
- Strategic Aim 2
- Strategic Aim 3
- Strategic Aim 4
- Strategic Aim 5
- Looking back

Remembering Douglas Boyes

A word from our members

A word from our data partners

Looking to the Future


Financials

Administrative information

The Royal Horticultural Society and the NBN

Written by Andrew Salisbury (Principal Entomologist) and Helen Bostock (Senior Advisor)



Sharing biological data via the NBN Atlas is an important part of the work and core values of the [Royal Horticultural Society \(RHS\)](#). 

As the UK's leading gardening charity, the RHS's vision is to enrich everyone's life through plants, and make the UK a greener and more beautiful place. In everything the Society does it has the guiding principles to inspire, involve, inform and improve, with a key objective to safeguard and advance the science, art and practice of horticulture for the benefit of future generations.



Gardens are vital and often biodiverse green spaces. Usually filled with a rich diversity of plants unparalleled in other growing systems, they have been shown to support a wide variety of animal life and are especially important in urban areas. It is increasingly clear that biodiversity in gardens is important – both for people and for nature – and something that needs to be shared, valued and celebrated. The RHS is committed to record and support biodiversity in its own gardens and support gardeners in enhancing their spaces for wildlife. Over half of the 100,000 records the RHS has submitted to the NBN Atlas are of the biodiversity supported by the Society's gardens, this includes more than one hundred years of recording at Wisley in Surrey. There are also records for the other RHS gardens at Hyde Hall in Essex, Rosemoor in Devon, Harlow Carr in Yorkshire and Bridgewater in Greater Manchester. Much of the other data provided shares information collected by the RHS on species introduced to Britain, helping to track their establishment and spread, in some cases, such as for the lily beetle, over a period of more than 80 years.

Introduction

Business review

- Chairman's report
- Chief Executive's report
- Reflections on the NBN Trust at 20

Highlights from the year

Network numbers

Progress

- Key highlights from our 20 years
- Reflecting on the NBN strategy 2015 – 2020
- Progress in 2020/21
- Strategic Aim 1
- Strategic Aim 2
- Strategic Aim 3
- Strategic Aim 4
- Strategic Aim 5
- Looking back

Remembering Douglas Boyes

A word from our members

A word from our data partners

Looking to the Future


Financials

Administrative information

The data gathered by the RHS would have limited value hidden away on internal computer systems and making this biological data available to everyone is seen as an essential part of the RHS Science team's work. The central available location on the NBN Atlas enables the worldwide community to access and cite the data, as well as helping to safeguard the data from loss. Data on species distributions can also be combined with that from other sources. The NBN has also enabled the RHS to share data that would not normally on its own be suitable for publication, for example updates following peer review publication on distribution data on fuchsia gall mite and southern green shieldbug, are made available on the NBN Atlas. Making data available to the community has also enabled queries to be raised directly, which can be checked and confirmed or corrected, improving data quality.

The RHS has been pleased to provide data and support the NBN for more than a decade. It has been satisfying to play a small part as data sharing facilities have developed from the NBN Gateway to the present day NBN Atlas with improved accessibility, mapping and other functionality. Discovering that there have been more than 1.1 million records downloaded from RHS datasets is in itself testament to the value of this data sharing.

We look forward to continuing the relationship with the NBN Trust and taking part in future developments, increasing growth, reach and value that biodiversity data brings.



Introduction

Business review

- Chairman's report
- Chief Executive's report
- Reflections on the NBN Trust at 20

Highlights from the year

Network numbers

Progress

- Key highlights from our 20 years
- Reflecting on the NBN strategy 2015 – 2020
- Progress in 2020/21
- Strategic Aim 1
- Strategic Aim 2
- Strategic Aim 3
- Strategic Aim 4
- Strategic Aim 5
- Looking back

Remembering Douglas Boyes

A word from our members

A word from our data partners

Looking to the Future

Financials

Administrative information


World Museum, National Museums Liverpool

Written by John-James Wilson, Curator of Vertebrate Zoology



World Museum is part of National Museums Liverpool, a group of seven multi-disciplinary museums

and galleries located on Merseyside. Founded as a natural history museum after the 13th Earl of Derby bequeathed his substantial zoological collection to the people of Liverpool in 1851, it has evolved through several name changes and administrative structures including nationalisation in 1986.

Natural history specimens housed at World Museum  remain at the heart of the national collections, expanding since the founding bequest through purchases, donations, exchanges, and museum-led expeditions. Many well-known scientist-explorers are represented by specimens in the collection, including Charles Darwin and Alfred Russel Wallace. World Museum has the second largest collection of birds in the UK, an internationally important herbarium, and invertebrate collections of more than one million specimens with a particular strength in UK species.

Many of these specimens have become unique, globally significant, sociocultural objects, mirroring Britain's historical relations with the rest of the World, and highlighting humans' connections with, and perceptions of, the Natural World. This is in addition to the role of museum specimens as key biological records, documenting, and facilitating investigation of, the diversity, distribution and change in the living systems making up our planet. For a museum to maximise its contribution to the scientific understanding and preservation of biodiversity, basic data about its specimens (what, where, when) must be accessible through 'free and open access' data aggregators like the NBN Atlas and Global Biodiversity Information Facility (GBIF).

In 2017 World Museum became home to the Tanyptera Project, an initiative funded by the Tanyptera Trust to promote the study and conservation of invertebrates in North West England. The team works towards this goal through a rich programme of events – identification and technical workshops, collection access days, drop-in sessions, a hugely successful webinar series – and commissioned research. The Tanyptera Project also organises regular recording days where all recorders are encouraged to submit records to iRecord. World Museum, through the Tanyptera Project, became a member of the NBN Trust in 2018.

Introduction

Business review

- Chairman's report
- Chief Executive's report
- Reflections on the NBN Trust at 20

Highlights from the year

Network numbers

Progress

- Key highlights from our 20 years
- Reflecting on the NBN strategy 2015 – 2020
- Progress in 2020/21
- Strategic Aim 1
- Strategic Aim 2
- Strategic Aim 3
- Strategic Aim 4
- Strategic Aim 5
- Looking back

Remembering Douglas Boyes

A word from our members

A word from our data partners

Looking to the Future

Financials

Administrative information

A major benefit of linking with the NBN Trust has been the opportunity for World Museum to contribute datasets to the NBN Atlas and, through the NBN Trust's role as the UK node of GBIF, globally. Our goal is to publish data for the entire natural history collection, but we have begun with a small number of data mobilisation projects reflecting the range and variety of the collections. UK datasets already published include bird skins (4,596 records), bird eggs/clutches (4,707 records), amphibians and reptiles (454 records), mammal skins (278 records), and a subset of our spider collection representing collections made in the last 10 years (444 records).

The NBN Atlas (although limited to UK records) can also 'host' global datasets, allowing non-UK data a gateway to GBIF. We have used the platform to publish a dataset of all the reptile and amphibian specimens in World Museum's fluid collection (2,021 records) and a small dataset, including images, associated with research into the collections of Sir Stamford Raffles.

GBIF datasets complement the 'online collections' on our own website by providing massively enhanced findability and interoperability. Our records are receiving hundreds of downloads per month, largely for education, professional research and statutory work. Publishing data reduces time spent responding to enquiries, as users can find the information themselves online, freeing up curatorial time to mobilise more data for release. We are currently preparing an osteology dataset, a collection of perennial interest to students, and a parasitic wasp dataset, an insect group currently under-represented on the NBN Atlas.

As an example of how the datasets are being used, records of the European Pond Turtle (*Emys orbicularis*) were recently included in models of habitat suitability and range expansion for competing invasive species in Eastern Europe. Through contributing data to GBIF, World Museum's specimens are being used by researchers and policymakers who previously would not have been aware of even their potential existence.





Introduction

Business review

- Chairman's report
- Chief Executive's report
- Reflections on the NBN Trust at 20

Highlights from the year

Network numbers

Progress

- Key highlights from our 20 years
- Reflecting on the NBN strategy 2015 – 2020
- Progress in 2020/21
- Strategic Aim 1
- Strategic Aim 2
- Strategic Aim 3
- Strategic Aim 4
- Strategic Aim 5
- Looking back

Remembering Douglas Boyes

A word from our members

A word from our data partners

Looking to the Future

Financials


Administrative information

The first 20 years of the NBN Trust saw enormous political, environmental, technological and sociocultural changes across the UK. In 2000 the devolved parliaments had only recently been opened, Tony Blair was Prime Minister, and the Countryside & Rights of Way Bill was making its way through the UK parliament. The first device marketed as a 'smartphone' was launched this year, dial-up internet was in its heyday and tweeting was something only birds did. Meanwhile the NBN Gateway was still a prototype and the UK Species Inventory didn't yet exist.

Twenty years on and the pace of change is unrelenting. Brexit, Covid and climate change are at the top of the political agenda, and technologies such as eDNA and remote sensing are creating new opportunities for understanding the natural environment. Most excitingly, we appear to be witnessing a renaissance in citizen science and activism – aided in no small part by smartphones and other technology. Who knows what opportunities and challenges the next 20 years will bring, for the biodiversity data community and the wider world?

The past year alone has seen a flurry of inquiries and reports of great significance to the future of biological recording. These include the Dasgupta Review on the Economics of Biodiversity, the Environmental Audit Committee's Biodiversity and Ecosystems Inquiry, JNCC's Review of Biodiversity Data Use in the Country Nature Conservation Bodies and the Geospatial Commission's review of England's species data pathway. Across the UK, our governments are working to address the biodiversity crisis through new, post-Brexit laws, policies and strategies – and each of these will require biodiversity data for their planning, implementation and evaluation. It's an exhilarating time to be involved. We have the opportunity to ensure that species occurrence data are firmly embedded in the new tools – from nature recovery networks to payments for farmers for public goods – and, in doing so, making sure that our community's data are contributing to the recovery of biodiversity across the UK.

The NBN Trust will soon launch a new five-year strategy, and we're hugely excited about working with our members and partners to make a tangible difference for nature.



Introduction

Business review

- Chairman's report
- Chief Executive's report
- Reflections on the NBN Trust at 20

Highlights from the year

Network numbers

Progress

- Key highlights from our 20 years
- Reflecting on the NBN strategy 2015 – 2020
- Progress in 2020/21
- Strategic Aim 1
- Strategic Aim 2
- Strategic Aim 3
- Strategic Aim 4
- Strategic Aim 5
- Looking back

Remembering Douglas Boyes

A word from our members

A word from our data partners


Looking to the Future

Financials

Administrative information

The Trustees are pleased to present their annual directors' report, which includes the financial statements of the charity for the year ending 31 March 2021 which are also prepared to meet the requirements for a directors' report and accounts for Companies House.

The financial statements comply with the Charities Act 2011, the Companies Act 2006, the NBN Trust's Memorandum and Articles of Association, and Accounting and Reporting by Charities: Statement of Recommended Practice applicable to charities preparing their accounts in accordance with the Financial Reporting Standard applicable in the UK and Republic of Ireland (FRS 102)" (as amended for accounting periods commencing from 1 January 2016).



Introduction

Business review

- Chairman's report
- Chief Executive's report
- Reflections on the NBN Trust at 20

Highlights from the year

Network numbers

Progress

- Key highlights from our 20 years
- Reflecting on the NBN strategy 2015 – 2020
- Progress in 2020/21
- Strategic Aim 1
- Strategic Aim 2
- Strategic Aim 3
- Strategic Aim 4
- Strategic Aim 5
- Looking back

Remembering Douglas Boyes

A word from our members

A word from our data partners

Looking to the Future

Financials

Administrative information

Financial summary for the year ended 31 March 2021

	Unrestricted funds £	Restricted funds £	Total 2021 £	Total 2020 £
Income and endowments from:				
Donations and legacies	305,514	102,237	407,751	408,779
Investments	1,539	-	1,539	1,800
Other income	15,285	-	15,285	18,329
Total income	322,338	102,237	424,575	428,908
Expenditure on:				
Raising funds	1,090		1,090	332
Charitable activities	281,674	147,151	428,825	476,456
Total resources expended	282,764	147,151	429,915	476,788
Net income/(expenditure) for the year/	39,574	(44,914)	(5,340)	*(47,880)
Fund balances at 1 April 2020	139,452	48,680		188,132
Fund balances at 31 March 2021	182,792		182,792	

The statement of financial activities includes all gains and losses recognised in the year.

All income and expenditure derive from continuing activities.

*The Trust's net expenditure was greater than incoming resources within year resulting in a negative in year balance of (£47,880). This was mainly due to a funding payment of £95,250 from the National Lottery Heritage Fund received in 2018-2019 while the majority of the work associated with this funding did not commence until 2019-2020.

Introduction

Business review

- Chairman's report
- Chief Executive's report
- Reflections on the NBN Trust at 20

Highlights from the year

Network numbers

Progress

- Key highlights from our 20 years
- Reflecting on the NBN strategy 2015 – 2020
- Progress in 2020/21
- Strategic Aim 1
- Strategic Aim 2
- Strategic Aim 3
- Strategic Aim 4
- Strategic Aim 5
- Looking back

Remembering Douglas Boyes

A word from our members

A word from our data partners

Looking to the Future

Financials

Administrative information

Balance Sheet

As at 31 March 2021

		2021	2020
	£	£	£
Fixed assets			
Tangible assets		987	2,338
Investments		2	2
		989	2,340
Current assets			
Debtors	8,118	11,507	
Cash at bank and in hand	209,554	203,798	
	217,672	215,305	
Creditors: amounts falling due within one year	(35,869)	(29,513)	
Net current assets		181,803	185,792
Total assets less current liabilities		182,792	188,132

Introduction

Business review

- Chairman's report
- Chief Executive's report
- Reflections on the NBN Trust at 20

Highlights from the year

Network numbers

Progress

- Key highlights from our 20 years
- Reflecting on the NBN strategy 2015 – 2020
- Progress in 2020/21
- Strategic Aim 1
- Strategic Aim 2
- Strategic Aim 3
- Strategic Aim 4
- Strategic Aim 5
- Looking back

Remembering Douglas Boyes

A word from our members

A word from our data partners

Looking to the Future

Financials

Administrative information

Trust reserves


The unrestricted funds not committed or invested in tangible fixed assets ('the free reserve') held by the charity is £181,803.

Annually the Finance and Management Committee (FMC) reviews the free reserve figure and the amount required to meet the reserve policy (i.e. three months running costs) to ensure that adequate reserves are met.

At the start of April 2021 the amount required in order to run the Trust for three months is £151,422. Therefore, there is a surplus of £30,381. However, these funds are committed to be used to balance the deficit in the 2021-2022 budget.

Risk Register

The FMC has reviewed the major risks to the Trust and has systems designed to manage them.


Details of the principal risks are available in the financial statements, a copy of which can be found on the [NBN website](#). 

BIOD SERVICES LTD

NBN Trust has one wholly owned subsidiary company, BioD Services Ltd, which was set up to help the Trust develop the Network through contractual work. It was incorporated as a company limited by shares on 13 March 2001.

The Articles of Association allow the company to transfer profits or income to the NBN Trust as gift aid. For 2020/21 there were no profits from BioD Services to be donated to the NBN Trust as gift aid.

Its income in 2021 was £53 and its net assets are £8,583. For 2020 its income was £493 and its net assets were £9,479

More detailed financial statements are available for either the NBN Trust accounts or BioD Services Ltd. Please contact the NBN Trust's Finance and Business Officer via email s.hyslop@nbn.org.uk  if you would like a copy.



Introduction

Business review

- Chairman's report
- Chief Executive's report
- Reflections on the NBN Trust at 20

Highlights from the year

Network numbers

Progress

- Key highlights from our 20 years
- Reflecting on the NBN strategy 2015 – 2020
- Progress in 2020/21
- Strategic Aim 1
- Strategic Aim 2
- Strategic Aim 3
- Strategic Aim 4
- Strategic Aim 5
- Looking back

Remembering Douglas Boyes

A word from our members

A word from our data partners

Looking to the Future

Financials

Administrative information

The National Biodiversity Network Trust is a charitable company limited by guarantee, incorporated on 3 April 2000 and registered as a charity on 25 August 2000. The company was set up under a Memorandum of Association, which established the objectives and powers of the charitable company and is governed under its Articles of Association.

Charitable Objects and public benefit

The NBN Trust's charitable objects are specifically restricted to the following:

“The objects of the Charity are for the public benefit, to advance, formally and informally, public participation in and public understanding and enjoyment of, the conservation of biological resources, together with their sustainable and wise use, by providing public access to biological records, data or information pertaining to the United Kingdom, the Channel Islands and the Isle of Man (“the Objects”). In these Articles, where the context permits or requires, “biological records, data or information” shall mean records (in any form) of kinds, numbers and habitats of wildlife and assemblages of organisms, living and fossil. ”

The NBN Trust carries out these objects for public benefit by:

- Maintaining and developing the NBN Atlas, its data sharing infrastructure, to become the leading website to share, view, analyse and use this data. It is accessible to everyone from schoolchildren, students and academic researchers to commercial users, government agencies and the general public.
- Encouraging and facilitating activities carried out by Network members to further the collection and sharing of wildlife data. The unparalleled aggregation of biodiversity data on the NBN Atlas, along with the expertise within the NBN partnership means that the NBN Trust is uniquely placed to provide expert advice and input into the development of government biodiversity policy.
- Running the NBN Awards for Wildlife Recording, an annual scheme which recognises and celebrates young people, individuals and groups who record wildlife to improve our understanding of the UK's wildlife.
- Running student internships with individuals undertaking postgraduate research, normally at Masters level, where the student's area of interest furthers the objects of the charity.

The NBN Trust's priority is to grow the national commitment to sharing and using this wildlife data and information. By focussing on the above areas of work we achieve our strategic priorities of mobilising wildlife data; making wildlife data available to everyone; captivating and engaging people about wildlife; providing the best biological information management infrastructure; and supporting the development of the NBN.

Through this we provide a comprehensive, unparalleled and authoritative understanding of our natural world and use that knowledge effectively to educate and inform.

Introduction

Business review

- Chairman's report
- Chief Executive's report
- Reflections on the NBN Trust at 20

Highlights from the year

Network numbers

Progress

- Key highlights from our 20 years
- Reflecting on the NBN strategy 2015 – 2020
- Progress in 2020/21
- Strategic Aim 1
- Strategic Aim 2
- Strategic Aim 3
- Strategic Aim 4
- Strategic Aim 5
- Looking back

Remembering Douglas Boyes

A word from our members

A word from our data partners

Looking to the Future

Financials

Administrative information

Directors / Trustees for the year ended 31 March 2021

The Trustees, who are also the directors for the purpose of company law, and who served during the year and up to the date of signature of the financial statements were:

Dr R Fairley, (Treasurer)

Mrs W Harper

Mr N Hodges, (Chair)

Dr B Howell

Mr M Postles

Mrs E Proctor, retired March 2021

Ms M Rudd

Ms H Wilkinson, retired August 2020

Mr A Wood

Registered office

NBN Trust
Unit F 14-18 St Mary's Gate
Lace Market
Nottingham
NG1 1PF

Accountants

Rogers Spencer
Chartered Certified Accountants
Newstead House
Pelham Road
Nottingham
NG5 1AP

Acknowledgements

The NBN Trust would like to thank the following people and organisations for their contributions to this report:

Helen Bostock, Royal Horticultural Society

Kirsty Gamble, Leicestershire and Rutland Environmental Records Centre

Lucy Mullan, QTS

Chris Raper, Natural History Museum

Andrew Salisbury, Royal Horticultural Society

Dr Sarah Whild, National Forum for Biological Recording

John-James Wilson, World Museum, National Museums Liverpool

Design and illustration by [Tea & Type](#)

Images

Cover: Top row, left and centre: Alex Hyde/BB – right: Allan Drewitt/NE. Middle row, left: David Schenck – centre and left: Alex Hyde/BB. Bottom row, left: Allan Drewitt/NE – centre: David Schenck – right: Alex Hyde/BB.

Alex Hyde/BB: p2, p10, p17, p19, p20, p22, p23, p24, p47, p50, p55, p63, p70.
Neil Aldridge/BB: p5. Ben Andrew/BB: p21, p27. Allan Drewitt/NE: p3, p11, p12, p13, p14, p65.

BB: [Back from the Brink](#)

NE: [Nature England](#)

[David Schenck](#)



Charity Registration No. 1082163

Company Registration No. 03963387 (England and Wales)

NATIONAL BIODIVERSITY NETWORK TRUST
ANNUAL REPORT AND UNAUDITED FINANCIAL STATEMENTS
FOR THE YEAR ENDED 31 MARCH 2021
PAGES FOR FILING WITH REGISTRAR

NATIONAL BIODIVERSITY NETWORK TRUST

LEGAL AND ADMINISTRATIVE INFORMATION

Trustees	Mr A Wood	
	Dr R Fairley (Treasurer)	
	Ms M Rudd	
	Mrs W Harper	
	Mr N Hodges (Chairman)	
	Mr M Postles	
	Dr B Howell	
	Prof P Bridgewater	(Appointed 1 June 2021)
	Mr T Jagger	(Appointed 1 June 2021)
	Ms C Taylor	(Appointed 1 June 2021)
	Mr P Tomlin	(Appointed 1 June 2021)
	Dr D Slawson	(Appointed 1 June 2021)
Chief executive officer	Ms L J Chilton	(From April 2021)
	Ms M Henshall (Interim CEO)	(February - April 2021)
	Dr J Judge	(Resigned February 2021)
Charity number	1082163	
Company number	03963387	
Registered office	Unit F	
	14-18 St Mary's Gate	
	Lace Market	
	Nottingham	
	NG1 1PF	
Independent examiner	Rogers Spencer	
	Newstead House	
	Pelham Rd	
	Nottingham	
	NG5 1AP	
Bankers	TSB	
	11 Low Pavement	
	Nottingham	
	NG1 7DQ	

NATIONAL BIODIVERSITY NETWORK TRUST

CONTENTS

	Page
Chairman's statement	1
Trustees' report	2 - 11
Independent examiner's report	12
Statement of financial activities	13 - 14
Balance sheet	15
Notes to the financial statements	16 - 28

NATIONAL BIODIVERSITY NETWORK TRUST

CHAIRMAN'S STATEMENT

FOR THE YEAR ENDED 31 MARCH 2021

Welcome to the 2020-21 Annual Report and Financial Statements. 2020-21 was an unprecedented year, with the coronavirus pandemic and the resulting lockdowns. Yet, amongst the misery that the virus has brought, there are many achievements to celebrate for the NBN Trust.

It was the 20th anniversary of the NBN Trust and, although we were unable to celebrate this important milestone in the way we would have liked – face to face – it is important to thank all the individuals, staff and network members who have contributed to the Trust's evolution over those twenty years.

The Trust's development continued successfully during the year, and I would like to thank the staff for their dedication during lockdown and remote working. Like so many individuals across so many organisations, they have adapted and risen to the new challenges.

A small selection of the achievements include becoming the [UK node of iNaturalist](#), a global nature recording application; and a year-on-year increase of 29% in the number of users of the NBN Atlas, evidencing the increasing value of the NBN Atlas as a repository for biodiversity data. The Trust also held its first online annual conference and I would like to thank the Open University for their support in co-hosting the event.

The Trust was pleased to be able to contribute to important work on the status of biodiversity data in the UK. This included our CEO being part of the study team for the Geospatial Commission's report to the Cabinet Office, "[Mapping the Species Data Pathway: Connecting species data flows in England](#)" and sitting on the advisory and working groups for the Scottish Biodiversity Information Forum's work to take forward the recommendations of their [2018 Review](#). These initiatives augur well for wider recognition amongst stakeholders of the need for effective collation and use of biodiversity data as a cornerstone for effective policies to tackle the biodiversity crisis.

There have been important changes amongst the personnel at the Trust at staff and board level. Our CEO, Dr Jo Judge, moved to a new role in February 2021, and was succeeded by [Lisa Chilton](#). I would like to thank Jo for all her support during her five years as CEO, and to warmly welcome Lisa. At board level, Helen Wilkinson and Liz Proctor retired as trustees after six and three years respectively. We have enjoyed working with them and much appreciated their helpful contributions. Having received many excellent applications, we welcome five new trustees to the [board](#): Professor Peter Bridgewater, Terence Jagger, Camilla Taylor, David Slawson and Pete Tomlin. They bring an array of talents, and we all look forward to working with them.

As well as being the Trust's 20th anniversary, this was also the final year of our 2015-2020 strategy. We are now turning our sights firmly on the future and are working on the new strategy. We have much appreciated the input from stakeholders to help shape that work and intend to announce the new strategy later this year. I am confident there is the talent, momentum and ambition to meet the challenges over the coming years for the effective collection and use of biodiversity data for the benefit of nature.

Mr Neil Hodges

.....

Chairman

Dated:

NATIONAL BIODIVERSITY NETWORK TRUST

TRUSTEES' REPORT (INCLUDING DIRECTORS' REPORT)

FOR THE YEAR ENDED 31 MARCH 2021

The trustees present their report and financial statements for the year ended 31 March 2021.

The accounts have been prepared in accordance with the accounting policies set out in note 1 to the accounts and comply with the charity's governing document, the Companies Act 2006 and "Accounting and Reporting by Charities: Statement of Recommended Practice applicable to charities preparing their accounts in accordance with the Financial Reporting Standard applicable in the UK and Republic of Ireland (FRS 102)" (as amended for accounting periods commencing from 1 January 2016).

Objectives and activities

Summary of aims and objectives

The National Biodiversity Network Trust is a membership organisation built on principles of collaboration and sharing. The Trust was set up as an independent charity in 2000 to oversee and facilitate the development of the National Biodiversity Network (NBN or the Network). The Trust is supported by a wide range of biodiversity data contributors and users and through a membership scheme. Members include government agencies, Local Environmental Record Centres, national recording schemes and societies, researchers and commercial organisations. The NBN Atlas, the digital data sharing infrastructure developed and managed by the Trust, holds the UK's largest openly available collection of biodiversity data. It is a collaborative project that aggregates data from multiple sources and makes it available for use online.

The vision presented in the 2015-2020 NBN Strategy is that biological data collected and shared by the NBN are central to the UK's learning and understanding of its biodiversity and are critical to decision making about nature and the environment. The strategy set out five strategic aims, to:

1. *Record, collect, diversify, enhance and mobilise biological data.*
2. *Make biological data and information available to everyone.*
3. *Captivate and engage people about wildlife.*
4. *Provide the best biological information management infrastructure.*
5. *Support the development of the NBN Trust, its Board and its members.*

The ambition behind the strategy was for the Network to grow its capacity and capability to collect high quality biological data; to position those data at the heart of environmental decision making; and for the Trust to ensure stability, security and usability for the data management infrastructure.

During the accounting period a draft new strategy was developed, in consultation with stakeholders. This is due to be finalised and adopted by the Board later in 2021.

Strategies for achieving aims and objectives

The NBN Action Plan 2016-2020, which ran alongside the five-year strategy, set out the commitment the NBN Trust, NBN members and data partners made to deliver the NBN strategy. The plan described the actions that the NBN Trust and Network members proposed to achieve the Network's vision, aims and objectives. Working groups were created to oversee delivery of objectives and actions, and a Stakeholder Advisory Group was established to provide an opportunity for Network members to present the opinions of their organisations and groups to the Board and contribute to achieving the Trust's strategy.

These advisory and working groups will be reviewed (and potentially reconfigured, as needed) alongside the finalisation of the new strategy.

NATIONAL BIODIVERSITY NETWORK TRUST

TRUSTEES' REPORT (INCLUDING DIRECTORS' REPORT) (CONTINUED) *FOR THE YEAR ENDED 31 MARCH 2021*

Criteria the Trust uses to measure success

The Trust produces a work plan for each financial year, which sets out the key activities for each strategic aim. The work plan for 2020-21 included the following objectives, each with actions, milestones and success measures:

1. Development of the 2021-2025 Strategy.
2. Development of the NBN Atlas, including development of two-tier access controls, polygon search, automation of indexing, a review of Atlas documentation, and analysis of infrastructure costs.
3. Data provider engagement, including extensive stakeholder engagement culminating in a report to the Country Nature Conservation Bodies.
4. Income diversification, including a commercial services pilot project with the North West England Local Environmental Records Centres, and the investigation and prioritisation of charitable grant funders.
5. Public engagement, specifically the establishment of the NBN Trust as the UK node of iNaturalist (a global recording platform).

Public benefit

We have referred to the Charity Commission's general guidance on public benefit when reviewing our aims and objectives and in planning our future activities.

NATIONAL BIODIVERSITY NETWORK TRUST

TRUSTEES' REPORT (INCLUDING DIRECTORS' REPORT) (CONTINUED) FOR THE YEAR ENDED 31 MARCH 2021

Significant activities undertaken by the NBN Trust and how they contribute to the achievement of the strategy

The activities reported below are those that were undertaken by the Trust. Many of the activities detailed in the NBN Action Plan 2016 – 2020 were to be undertaken by members of the wider network, not the NBN Trust itself, and are therefore not reported here.

- Strategic Aim 1 - Record, collect, diversify, enhance and mobilise biological data, and
- Annual Work Plan Aim 3 – Data provider engagement

CEO Jo Judge was invited to participate in a Geospatial Commission project for the Cabinet Office, reviewing the biodiversity data pathway in England and making recommendations to develop, enhance and safeguard it. She was closely involved in the development of the resulting [report](#), released in May 2021, which highlights the important role of the NBN Atlas. There is now a significant opportunity for the Trust to advocate and help deliver key recommendations from the report.

Equally as significant was the Trust's engagement with the Scottish Biodiversity Information Forum (SBIF), which has developed a project to enhance and support data mobilisation in Scotland. SBIF has proposed a central role for the NBN Trust in the delivery of the Better Biodiversity Data Project, which will be formally considered by the Trust board in September 2021.

At the end of the financial year, the Atlas held fewer records (198 million in total) than at the start, but data quality had been improved. The reason for this is that the single largest dataset held on the Atlas – provided by the British Trust for Ornithology – was updated in October 2020 with a new version from which millions of duplicate records had been removed along with other improvements. This resulted in an overall reduction of 36.7 million records on the NBN Atlas. Since that essential exercise, which improved the quality of the data held, the Atlas has resumed steady growth, with an increase of 1% to the end of the reporting period.

The [iRecord website](#) and app managed by the [Biological Records Centre](#) remains one of the UK recording community's foremost tools for managing and sharing wildlife records. In the reporting period, the Trust uploaded 13 new iRecord datasets to the NBN Atlas, an increase of five on the previous year. In addition, an initial tranche of three datasets of iNaturalist records were uploaded to the NBN Atlas (see below for more about iNaturalist).

By the end of the reporting period, just over 48 million records in 545 datasets were available on an Open (CC0, CC-BY or OGL) licence and 150.5 million records in 380 datasets were available on a Shared Non-Commercial (CC-BY-NC) licence.

As the UK node for the [Global Biodiversity Information Facility](#), the Trust is responsible for sharing eligible data with GBIF. In 2020/21, more than 75 million UK records from 787 datasets were shared with the global biodiversity data community.

The annual work plan included a commitment to engage with data providers to enhance the mobilisation of data for use by the Country Nature Conservation Bodies (CNCBs). This required engagement with the CNCBs to determine their needs and aspirations for utilising biodiversity data, followed by discussions with key data providers to explore how to overcome barriers and meet the CNCBs' needs. This work was completed and a full report was shared with the CNCBs.

NATIONAL BIODIVERSITY NETWORK TRUST

TRUSTEES' REPORT (INCLUDING DIRECTORS' REPORT) (CONTINUED) FOR THE YEAR ENDED 31 MARCH 2021

- Strategic Aim 2 - Make biological data and information available to everyone

In April 2021, the number of registered users of the NBN Atlas stood at 10,424, which is a remarkable 29% increase on the figure in May 2020. The biggest increases, by sector, were in: Teaching & Education (up 100%), Ecologist (up 60%), Academia & Research (up 50%), College & University Student (up 49%), Personal Interest (up 40%), and Artist/Journalist/Photographer (up 40%). In the same period, the membership of the NBN Trust grew by 17%, with the largest increase (41%) in the individual membership category. Individual members now make up 36% of the total membership. These figures illustrate the size and diversity of the growing UK-wide community of experts and enthusiasts that the NBN Trust supports, and the growing profile of its work.

The significant growth may be attributable, in part, to the impacts of the COVID-19 lockdown, which will have reduced the ability of researchers, students and ecologists to undertake field research, and encouraged them to utilise the rich resources of the NBN Atlas. The increase in use for personal interest may also be related to the pandemic, with the much-publicised increase in people exploring their backyard and local area and reconnecting with nature. The increases also highlight the success of our communications activity, which has raised the profile of the NBN and the Atlas. It will be important for the Trust to engage with these new constituents to ensure that we can maintain and enhance the value they derive from the Atlas.

The number of data partners (providers) increased by 5%, from 150 in May 2020 to 157 in April 2021. The new partners include one commercial company, one environmental NGO, five recording schemes or societies and one recording group. It is encouraging to see this growth, which reflects a great deal of hard work by the Trust team.

- Strategic Aim 3 - Captivate and engage people about wildlife, and
- Annual Work Plan Aim 5 - Establishment of NBN Trust as UK node of iNaturalist

The Trust took on the leadership in the UK for [iNaturalist](#), a global online recording platform developed by the California Academy of Sciences and National Geographic. iNaturalist is a very accessible and easy-to-use platform with a welcoming community of online users. As such it is an excellent entry-level tool for those new to recording, as well as meeting the needs of many more experienced recorders.

Globally, iNaturalist has more than 4 million users and holds over 70 million records of more than 300,000 species. In the UK, use of iNaturalist is growing steadily, with more than 60,000 observers, and 1.6 million records of 15,000 species. As the UK node, the Trust has taken on leadership of [iNaturalistUK](#), in partnership with the [Biological Records Centre](#) and the [Marine Biological Association](#). This presents an excellent opportunity for the Trust to support the expansion of this popular platform and ensure that it is effectively integrated into the existing data flow and verification pathways.

The monthly NBN newsletter, Network News, was issued to 1,300 subscribers, an increase of 20% from the previous year. The newsletter included information on the NBN Atlas and other technical developments, NBN Trust activity and strategic work, stories from across the Network and information on upcoming events.

In addition to Network News, the bi-annual NBN Atlas Newsletter was published in April and December 2020. This newsletter covered information and news articles specifically related to the NBN Atlas. It was sent to all registered NBN Atlas users as well as those who sign up to receive it (currently approximately 10,500 people, an increase of 38% compared to 2019-20).

Social media continues to be an important tool for the NBN Trust. Increases in public engagement with the Trust's social media platforms for the period 1 April 2020 – 31 March 2021 are as follows:

- Facebook - Up 32% from 1,714 to 2,268.
- Twitter - Up 20% from 6,550 to 7,849.
- Instagram - Up 206% from 573 to 1,756.
- LinkedIn - Up 1% from 4,872 to 4,914.

NATIONAL BIODIVERSITY NETWORK TRUST

TRUSTEES' REPORT (INCLUDING DIRECTORS' REPORT) (CONTINUED) FOR THE YEAR ENDED 31 MARCH 2021

- Strategic Aim 4 - Provide the best biological information management infrastructure
- 2020-21 Work Plan Aim 2 – Development of the Atlas

Of the ten 'roadmap' development items for the Atlas, three were completed and released. While good progress was made with other items, including the development of two-tier access controls and polygon search capability, these were unfortunately not completed as planned due to the departure of the Lead Developer in November 2020. Despite attempts to recruit, the post remained vacant for the remainder of the financial year which meant that these important technical innovations had to be paused.

The team continued to research and implement small enhancements, fix bugs as required, and resolve live errors over the course of the year. In total 21 bugs were fixed, some of which were large and complex, and 37 minor enhancements were made to the user interface and functionality. Work was also undertaken for the Beautiful Burial Ground project, a Lottery-funded partnership project led by the charity [Caring for God's Acre](#), which involves the creation of a bespoke [Burial Grounds Atlas](#).

During the latter part of the financial year, the NBN Atlas was affected by stability and performance issues. Steps to address these issues continue into 2021-22.

- Strategic Aim 5 - Support the development of the NBN, its Board and its members

In November 2020, 199 delegates participated in the Trust's annual NBN Conference, held online for the first time. The delegates were from biodiversity organisations, local environmental records centres, recording schemes, statutory bodies, universities, colleges and voluntary groups concerned with biodiversity data and biological recording.

The NBN Awards for Wildlife Recording were presented at the NBN Conference. The Awards recognise significant achievement and celebrate success in wildlife recording and information sharing. These awards are made annually to individuals, groups or organisations that are making outstanding contributions to wildlife recording and improving our understanding of the natural world. In 2020 a total of 49 nominations were received across the five categories and the awards were presented online.

- Annual Work Plan Aim 1 - Development of the 2021-2025 Strategy

A new strategy was drafted during the year, with input from a wide range of stakeholders. Unlike the previous strategy, the new draft strategy is a strategy for the NBN Trust alone, rather than also setting objectives for the wider Network. This approach was informed by experience and stakeholder feedback on the 2015-2020 strategy. The finalisation and adoption of the new strategy was paused in February 2021 pending the arrival of the new Chief Executive Officer. It is anticipated that the new strategy will be adopted in Autumn 2021.

- Annual Work Plan Aim 3 – Income diversification

A key deliverable for the year was to explore and develop two strands of work that would help to diversify income: commercial data services and funding from charitable trusts and foundations.

Significant progress was made with the development of a commercial services pilot project in northwest England, but unfortunately this was derailed by the pandemic, which meant that project partners were ultimately unable to commit to the project. As an interim step, the Trust produced a report examining five case studies relevant to the development of commercial services. This will be a useful resource as the longer-term objective is pursued in 2021-22.

Two short-term fundraising interns were appointed, and they completed a review and prioritisation of charitable trusts to which the Trust would be eligible to apply. This will inform fundraising activity in 2021-22 and beyond.

NATIONAL BIODIVERSITY NETWORK TRUST

TRUSTEES' REPORT (INCLUDING DIRECTORS' REPORT) (CONTINUED) FOR THE YEAR ENDED 31 MARCH 2021

The significance of the COVID-19 pandemic in 2020-21

The pandemic affected the Trust in a range of ways. Around half of the staff team were working from the Trust's office in Nottingham at the start of the pandemic, with the rest working remotely. The office-based staff switched immediately to home working and adapted quickly to the change. Fortuitously, the Trust was already in the process of transitioning to a cloud-based working environment. The shift to home working expedited this transition.

No staff were furloughed, but the pandemic created new worries and pressures for all staff. These were variously exacerbated by the impacts of isolation and the challenges of balancing childcare and homeworking. However, the team looked out for each other and continued to work effectively throughout.

There were no direct impacts on the Trust's funding and financial position from the pandemic. However, the scheduled project to develop future revenues was unfortunately unable to proceed due to the withdrawal of a key partner. This initiative, which is important for the Trust's future resilience and sustainability, will be redeveloped in the coming year.

The role of volunteers

The Trust benefits enormously from the support of its Trustees, who are unpaid volunteers.

The Network also places great value in volunteers. The majority of recorders are volunteers who collect and share their data on the basis of goodwill and for the common cause. Thanks are given to them for their time and contribution towards the Network.

Achievements and performance

Please refer to the Significant Activities Undertaken section above for details of the Trust's main achievements.

Financial review

The Trust received £322,338 in unrestricted funds in the form of membership subscriptions, donations and NBN Conference ticket sales.

Restricted funds were received from the National Heritage Lottery Fund to deliver a project to build the Trust's resilience. Unrestricted funds of £147,500 were received from the Esmée Fairbairn Foundation in the period, and funds have been used to support the NBN Trust core expenditure, including progressing the outcomes from the resilience project.

The Trust's net expenditure was slightly greater than incoming resources resulting in a negative in-year balance of £5,340. The Trust's total funds balance at 31 March 2021 was £182,792, which will be carried forward into 2021-22.

The Trust budget for 2021-22 results in a negative in-year balance of £19,726. This is due to retaining staff posts which were funded by the restricted National Heritage Lottery Fund grant. This deficit will be met from the end of year free reserves figures. The Trust is working to develop alternative sources of funding to reduce dependence on reserves.

NATIONAL BIODIVERSITY NETWORK TRUST

TRUSTEES' REPORT (INCLUDING DIRECTORS' REPORT) (CONTINUED) *FOR THE YEAR ENDED 31 MARCH 2021*

Trust reserves

The unrestricted funds not committed or invested in tangible fixed assets ('the free reserve') held by the charity amount to £181,803.

Annually the Finance and Management Committee review the free reserve figure and the amount required to meet the reserve policy (set at three months' running costs) to ensure that adequate reserves are maintained.

At the start of April 2021, the amount required to run the Trust for three months is £151,422. Therefore, there is a surplus of £30,381. However, these funds are committed to be used to balance the deficit in the 2021-22 budget as mentioned above.

Risk management

The FMC reviews the major risks to the Trust on a quarterly basis and ensures that the Trust has systems designed to manage them. The principal risks and uncertainties identified for 2020-2021 were:

NATIONAL BIODIVERSITY NETWORK TRUST

TRUSTEES' REPORT (INCLUDING DIRECTORS' REPORT) (CONTINUED)

FOR THE YEAR ENDED 31 MARCH 2021

Risk	Description (as identified at start of 2021-21)	Status at year-end
Financial	Risk of failing to secure adequate funding to maintain current level of resource and productivity (e.g. due to effects of Covid-19 pandemic on funders).	Amber. Funding and activity maintained throughout 2020-21.
Staffing	Risk of under-capacity (e.g. due to staff turnover, difficulty recruiting, absences due to Covid-19 pandemic).	Amber. Lead Developer role was vacant for four months due to difficulty finding a suitable candidate; staff absence at a manageable level. .
Diverging views within the National Biodiversity Network	Risk of lack of consensus about access, visibility and usability of data supplied, leading to withdrawal of data.	Green. Number of data providers increased by 5% through the year. Substantial engagement with a variety of stakeholders throughout the year that will continue into 2021-22 to ensure the National Biodiversity Network can respond to emerging data needs.
Engagement	Risk of decline in popular support leading to disengagement and reduced membership.	Green. 17% increase in number of Trust members in 2020-21; 29% increase in number of registered Atlas users; number of subscribers to our two e-newsletters increased by 20% and 38%.
Strategy	Risk of lack of engagement with National Biodiversity Network members, and of the strategy being out of date.	Green. Good level of stakeholder engagement in development of new strategy. Finalisation of strategy paused due to change of CEO but on course for adoption in 2021.
Technology	Risk of failing to keep up with technological advances, and of insufficient investment in technology and development of the NBN Atlas.	Red. Performance and stability issues experienced with NBN Atlas in latter part of 2020-21. This is being addressed in 2021-22 as a top priority.
Cyber Attacks	Risk of deliberate hostile attacks on the NBN Atlas.	Amber. No deliberate attacks experienced but we remain alert to this risk.

A Trust Risk Register is maintained to reflect an assessment of a risk's likelihood and potential impact and to set out how risks are to be mitigated. The Risk Register is presented at each Board meeting and updated as required.

The main internal financial risks are minimised through procedures for delegation and appropriate authorisation of all transactions and projects, and by ensuring consistent quality for all the Trust's operations.

NATIONAL BIODIVERSITY NETWORK TRUST

TRUSTEES' REPORT (INCLUDING DIRECTORS' REPORT) (CONTINUED) FOR THE YEAR ENDED 31 MARCH 2021

Plans for future periods

A work plan for 2021-22 setting out the priority activities for the year has been shared with the major funders. The Trust is in the final stages of developing a new strategy. This will be agreed by the Board and carried forward by the Chief Executive Officer.

Going concern

At the time of approving the financial statements, the Trustees have a reasonable expectation that the charity has adequate resources to continue in operational existence for the foreseeable future. Thus the trustees continue to adopt the going concern basis of accounting in preparing the financial statements.

Structure, governance and management

The Trust is a charitable company limited by guarantee, incorporated on 3 April 2000 and registered as a charity on 25 August 2000. The company was set up under a Memorandum of Association, which established its objectives and powers, and is governed under its Articles of Association (updated November 2018). As set out in the Articles of Association, the charitable Object (purpose) of the NBN Trust is:

To advance, formally and informally, public participation in and public understanding and enjoyment of the conservation of biological resources, together with their sustainable and wise use, by providing public access to biological records, data or information pertaining to the UK, the Channel Islands and the Isle of Man.

The Trust has power to do anything which is calculated to further its Object or is conducive or incidental to doing so. For example, the Trust has power to undertake the following activities (NB selected articles only, for the full list please refer to the Articles of Association):

- 1. To facilitate, promote and co-ordinate the collection, compilation, collation, interpretation, pooling and dissemination of biological records;*
- 2. To promote and facilitate the survey and study of biodiversity through biological recording and both disseminate and promote the dissemination of the results of such study and research;*
- 3. Through the provision of services, advice, guidance or other means, develop understanding of how biological data and information can be used to aid decisions taken by others consistent with the Objects.*

The terms of reference for the Board of Trustees are laid out in the Trust's Rules and Standing Orders. The Board meets four times a year to monitor the Trust's performance, agree the strategy and take decisions regarding governance issues and significant strategic matters.

The trustees, who are also the directors for the purpose of company law, and who served during the year and up to the date of signature of the financial statements were:

Mr A Wood	
Dr R Fairley (Treasurer)	
Ms H Wilkinson	(Resigned 25 August 2020)
Ms M Rudd	
Mrs W Harper	
Mr N Hodges (Chairman)	
Mr M Postles	
Mrs E Proctor	(Resigned 23 March 2021)
Dr B Howell	
Prof P Bridgewater	(Appointed 1 June 2021)
Mr T Jagger	(Appointed 1 June 2021)
Ms C Taylor	(Appointed 1 June 2021)
Mr P Tomlin	(Appointed 1 June 2021)
Dr D Slawson	(Appointed 1 June 2021)

NATIONAL BIODIVERSITY NETWORK TRUST

TRUSTEES' REPORT (INCLUDING DIRECTORS' REPORT) (CONTINUED) FOR THE YEAR ENDED 31 MARCH 2021

Trustee vacancies are advertised openly and anyone is eligible to apply. Shortlisted applicants are interviewed, and new Trustees appointed based on the skills and experience they can bring to the Board. Trustees are taken through an induction programme to familiarise them with the Trust and the sector, and with their role and responsibilities. Further training may also be provided at the request of Trustees or to address specific competencies that are required. The Board may co-opt members to meet particular gaps in representation or competencies. These co-opted members may be put through the Trustee interview process. Trustees may serve a three-year term, with the potential for a further three years at the discretion of the Board.

The AGM is held annually, usually at the NBN Conference in November.

The Finance and Management Committee (FMC) is the only permanent sub-committee of the Board and is chaired by the Treasurer of the Trust. The terms of reference for the FMC are laid out in the Trust's Rules and Standing Orders. The FMC meets four times a year, in advance of the Board meetings, to monitor the Trust's financial and business progress, review risk management, and approve significant financial undertakings. Other ad hoc sub-committees may be convened as needed, on a 'task and finish' basis, to ensure adequate oversight of significant matters.

The Chief Executive Officer is appointed by the Board of Trustees and is responsible for the daily operation of the Trust, including (but not restricted to) the development and implementation of strategic and operational plans, financial and team management, stakeholder relations, advocacy and fundraising.

Arrangements for setting pay and remuneration of key management personnel

All Trustees give their time freely and have not received remuneration in the year. Trustee expenses are detailed within the financial accounts.

Any staff pay increases are presented to the Board of Trustees as part of the budget for approval.

Relationships with related parties and any other charities and organisations

Trustees and key members of staff such as the Chief Executive Officer and the Finance and Business Officer annually update the Declaration of Interest form for the Trustees to notify the Trust of any relationships with related parties.

Donated Services and Facilities

To calculate donated services the main consideration was whether the Trust would have paid for the work or services had it not been carried out by another party. Based on these criteria, donated services during 2020-2021 totalled £180. This is less than in previous years, as items such as room hire, provision of refreshments and claims made by Trustees for travel have not been incurred due to the COVID pandemic.

The trustees' report was approved by the Board of Trustees.

.....
Mr N Hodges (Chairman)

Dated:

NATIONAL BIODIVERSITY NETWORK TRUST

INDEPENDENT EXAMINER'S REPORT

TO THE TRUSTEES OF NATIONAL BIODIVERSITY NETWORK TRUST

I report to the trustees on my examination of the financial statements of National Biodiversity Network Trust (the charity) for the year ended 31 March 2021.

Responsibilities and basis of report

As the trustees of the charity (and also its directors for the purposes of company law) you are responsible for the preparation of the financial statements in accordance with the requirements of the Companies Act 2006 (the 2006 Act).

Having satisfied myself that the financial statements of the charity are not required to be audited under Part 16 of the 2006 Act and are eligible for independent examination, I report in respect of my examination of the charity's financial statements carried out under section 145 of the Charities Act 2011 (the 2011 Act). In carrying out my examination I have followed all the applicable Directions given by the Charity Commission under section 145(5)(b) of the 2011 Act.

Independent examiner's statement

Since the charity's gross income exceeded £250,000 your examiner must be a member of a body listed in section 145 of the 2011 Act. I confirm that I am qualified to undertake the examination because I am a member of Association of Chartered Certified Accountants, which is one of the listed bodies.

I have completed my examination. I confirm that no matters have come to my attention in connection with the examination giving me cause to believe that in any material respect:

- 1 accounting records were not kept in respect of the charity as required by section 386 of the 2006 Act; or
- 2 the financial statements do not accord with those records; or
- 3 the financial statements do not comply with the accounting requirements of section 396 of the 2006 Act other than any requirement that the accounts give a true and fair view which is not a matter considered as part of an independent examination; or
- 4 the financial statements have not been prepared in accordance with the methods and principles of the Statement of Recommended Practice for accounting and reporting by charities applicable to charities preparing their accounts in accordance with the Financial Reporting Standard applicable in the UK and Republic of Ireland (FRS 102).

I have no concerns and have come across no other matters in connection with the examination to which attention should be drawn in this report in order to enable a proper understanding of the financial statements to be reached.

Melvin Bailey FCCA DChA

For and on behalf of Rogers Spencer

Chartered Accountants
Newstead House
Pelham Rd
Nottingham
NG5 1AP

Dated:

NATIONAL BIODIVERSITY NETWORK TRUST

STATEMENT OF FINANCIAL ACTIVITIES INCLUDING INCOME AND EXPENDITURE ACCOUNT

FOR THE YEAR ENDED 31 MARCH 2021

Current financial year					
		Unrestricted funds 2021 £	Restricted funds 2021 £	Total 2021 £	Total 2020 £
	Notes				
<u>Income and endowments from:</u>					
Donations and legacies	3	305,514	102,237	407,751	408,779
Investments	4	1,539	-	1,539	1,800
Other income	5	15,285	-	15,285	18,329
Total income		<u>322,338</u>	<u>102,237</u>	<u>424,575</u>	<u>428,908</u>
<u>Expenditure on:</u>					
Raising funds	6	1,090	-	1,090	332
Charitable activities	7	281,674	147,151	428,825	476,456
Total resources expended		<u>282,764</u>	<u>147,151</u>	<u>429,915</u>	<u>476,788</u>
Net incoming/(outgoing) resources before transfers		39,574	(44,914)	(5,340)	(47,880)
Gross transfers between funds		3,766	(3,766)	-	-
Net income/(expenditure) for the year/ Net movement in funds		<u>43,340</u>	<u>(48,680)</u>	<u>(5,340)</u>	<u>(47,880)</u>
Fund balances at 1 April 2020		139,452	48,680	188,132	236,012
Fund balances at 31 March 2021		<u>182,792</u>	<u>-</u>	<u>182,792</u>	<u>188,132</u>

The statement of financial activities includes all gains and losses recognised in the year.

All income and expenditure derive from continuing activities.

The statement of financial activities also complies with the requirements for an income and expenditure account under the Companies Act 2006.

NATIONAL BIODIVERSITY NETWORK TRUST

STATEMENT OF FINANCIAL ACTIVITIES (CONTINUED) INCLUDING INCOME AND EXPENDITURE ACCOUNT

FOR THE YEAR ENDED 31 MARCH 2021

Prior financial year

		Unrestricted funds 2020 £	Restricted funds 2020 £	Total 2020 £
	Notes			
<u>Income and endowments from:</u>				
Donations and legacies	3	210,797	197,982	408,779
Investments	4	1,800	-	1,800
Other income	5	18,329	-	18,329
Total income		<u>230,926</u>	<u>197,982</u>	<u>428,908</u>
<u>Expenditure on:</u>				
Raising funds	6	<u>332</u>	<u>-</u>	<u>332</u>
Charitable activities	7	<u>231,692</u>	<u>244,764</u>	<u>476,456</u>
Total resources expended		<u>232,024</u>	<u>244,764</u>	<u>476,788</u>
Net incoming/(outgoing) resources before transfers		(1,098)	(46,782)	(47,880)
Gross transfers between funds		<u>(908)</u>	<u>908</u>	<u>-</u>
Net income/(expenditure) for the year/ Net movement in funds		(2,006)	(45,874)	(47,880)
Fund balances at 1 April 2019		<u>141,458</u>	<u>94,554</u>	<u>236,012</u>
Fund balances at 31 March 2020		<u><u>139,452</u></u>	<u><u>48,680</u></u>	<u><u>188,132</u></u>

The statement of financial activities includes all gains and losses recognised in the year.

All income and expenditure derive from continuing activities.

The statement of financial activities also complies with the requirements for an income and expenditure account under the Companies Act 2006.

NATIONAL BIODIVERSITY NETWORK TRUST

BALANCE SHEET

AS AT 31 MARCH 2021

	Notes	2021 £	£	2020 £	£
Fixed assets					
Tangible assets	13		987		2,338
Investments	14		2		2
			<u>989</u>		<u>2,340</u>
Current assets					
Debtors	15	8,118		11,507	
Cash at bank and in hand		209,554		203,798	
		<u>217,672</u>		<u>215,305</u>	
Creditors: amounts falling due within one year	16	(35,869)		(29,513)	
Net current assets			181,803		185,792
Total assets less current liabilities			<u>182,792</u>		<u>188,132</u>
Income funds					
Restricted funds	18		-		48,680
Unrestricted funds			182,792		139,452
			<u>182,792</u>		<u>188,132</u>

The company is entitled to the exemption from the audit requirement contained in section 477 of the Companies Act 2006, for the year ended 31 March 2021.

The directors acknowledge their responsibilities for complying with the requirements of the Companies Act 2006 with respect to accounting records and the preparation of financial statements.

The members have not required the company to obtain an audit of its financial statements for the year in question in accordance with section 476.

These financial statements have been prepared in accordance with the provisions applicable to companies subject to the small companies regime.

The financial statements were approved by the Trustees on

.....
Mr N Hodges (Chairman)
Trustee

Company Registration No. 03963387

NATIONAL BIODIVERSITY NETWORK TRUST

NOTES TO THE FINANCIAL STATEMENTS

FOR THE YEAR ENDED 31 MARCH 2021

1 Accounting policies

Charity information

National Biodiversity Network Trust is a private company limited by guarantee incorporated in England and Wales. The registered office is Unit F, 14-18 St Mary's Gate, Lace Market, Nottingham, NG1 1PF.

1.1 Accounting convention

The accounts have been prepared in accordance with the charity's governing document, the Companies Act 2006 and "Accounting and Reporting by Charities: Statement of Recommended Practice applicable to charities preparing their accounts in accordance with the Financial Reporting Standard applicable in the UK and Republic of Ireland (FRS 102)" (as amended for accounting periods commencing from 1 January 2016). The charity is a Public Benefit Entity as defined by FRS 102.

The charity has taken advantage of the provisions in the SORP for charities applying FRS 102 Update Bulletin 1 not to prepare a Statement of Cash Flows.

The financial statements are prepared in sterling, which is the functional currency of the charity. Monetary amounts in these financial statements are rounded to the nearest £.

The financial statements have been prepared under the historical cost convention. The principal accounting policies adopted are set out below.

1.2 Going concern

At the time of approving the financial statements, the trustees have a reasonable expectation that the charity has adequate resources to continue in operational existence for the foreseeable future. Thus the trustees continue to adopt the going concern basis of accounting in preparing the financial statements.

1.3 Charitable funds

Unrestricted funds are available for use at the discretion of the trustees in furtherance of their charitable objectives.

Restricted funds are subject to specific conditions by donors as to how they may be used. The purposes and uses of the restricted funds are set out in the notes to the financial statements.

Endowment funds are subject to specific conditions by donors that the capital must be maintained by the charity.

1.4 Income

All income is included in the statement of financial activities when the charity is entitled to the income, any performance related conditions attached have been met or are fully within the control of the charity, the income is considered probable and the amount can be quantified with reasonable accuracy. The following specific policies are applied to particular categories of income:

Donations and legacy income is received by way of donations, grants and gifts and is included in full in the statement of financial activities when receivable. Grants, where entitlement is not conditional on the delivery of a specific performance by the charity, are recognised when the charity becomes unconditionally entitled to the grant.

Donated services and facilities are included at the value to the charity, being the amount the charity would have been willing to pay to obtain services or facilities of equivalent economic benefit on the open market.

NATIONAL BIODIVERSITY NETWORK TRUST

NOTES TO THE FINANCIAL STATEMENTS (CONTINUED)

FOR THE YEAR ENDED 31 MARCH 2021

1 Accounting policies

(Continued)

Investment income is included when receivable.

Income from grants, where related to performance and specific deliverables, are accounted for as the charity earns the right to consideration by its performance.

1.5 Expenditure

Expenditure is recognised on an accruals basis as a liability is incurred. Expenditure includes any VAT which cannot be fully recovered, and is reported as part of the expenditure to which it relates:

Charitable expenditure comprises those costs incurred by the charity in the delivery of its activities and services for its beneficiaries. It includes both costs that can be allocated directly to such activities and those costs of an indirect nature necessary to support them.

All costs are allocated between the expenditure categories of the sofa on a basis designed to reflect the use of the resource. Costs relating to a particular activity are allocated directly, others are apportioned on an appropriate basis, as set out in the notes to the accounts.

1.6 Tangible fixed assets

Tangible fixed assets are initially measured at cost and subsequently measured at cost or valuation, net of depreciation and any impairment losses.

Depreciation is recognised so as to write off the cost or valuation of assets less their residual values over their useful lives on the following bases:

Fixtures and fittings	two years straight line
-----------------------	-------------------------

The gain or loss arising on the disposal of an asset is determined as the difference between the sale proceeds and the carrying value of the asset, and is recognised in net income/(expenditure) for the year.

1.7 Fixed asset investments

Fixed asset investments are initially measured at transaction price excluding transaction costs, and are subsequently measured at fair value at each reporting date. Changes in fair value are recognised in net income/(expenditure) for the year. Transaction costs are expensed as incurred.

A subsidiary is an entity controlled by the charity. Control is the power to govern the financial and operating policies of the entity so as to obtain benefits from its activities.

1.8 Impairment of fixed assets

At each reporting end date, the charity reviews the carrying amounts of its tangible assets to determine whether there is any indication that those assets have suffered an impairment loss. If any such indication exists, the recoverable amount of the asset is estimated in order to determine the extent of the impairment loss (if any).

1.9 Cash and cash equivalents

Cash and cash equivalents include cash in hand, deposits held at call with banks, other short-term liquid investments with original maturities of three months or less, and bank overdrafts. Bank overdrafts are shown within borrowings in current liabilities.

NATIONAL BIODIVERSITY NETWORK TRUST

NOTES TO THE FINANCIAL STATEMENTS (CONTINUED)

FOR THE YEAR ENDED 31 MARCH 2021

1 Accounting policies

(Continued)

1.10 Financial instruments

The charity has elected to apply the provisions of Section 11 'Basic Financial Instruments' and Section 12 'Other Financial Instruments Issues' of FRS 102 to all of its financial instruments.

Financial instruments are recognised in the charity's balance sheet when the charity becomes party to the contractual provisions of the instrument.

Financial assets and liabilities are offset, with the net amounts presented in the financial statements, when there is a legally enforceable right to set off the recognised amounts and there is an intention to settle on a net basis or to realise the asset and settle the liability simultaneously.

Basic financial assets

Basic financial assets, which include debtors and cash and bank balances, are initially measured at transaction price including transaction costs and are subsequently carried at amortised cost using the effective interest method unless the arrangement constitutes a financing transaction, where the transaction is measured at the present value of the future receipts discounted at a market rate of interest. Financial assets classified as receivable within one year are not amortised.

Basic financial liabilities

Basic financial liabilities, including creditors and bank loans are initially recognised at transaction price unless the arrangement constitutes a financing transaction, where the debt instrument is measured at the present value of the future payments discounted at a market rate of interest. Financial liabilities classified as payable within one year are not amortised.

Debt instruments are subsequently carried at amortised cost, using the effective interest rate method.

Trade creditors are obligations to pay for goods or services that have been acquired in the ordinary course of operations from suppliers. Amounts payable are classified as current liabilities if payment is due within one year or less. If not, they are presented as non-current liabilities. Trade creditors are recognised initially at transaction price and subsequently measured at amortised cost using the effective interest method.

Derecognition of financial liabilities

Financial liabilities are derecognised when the charity's contractual obligations expire or are discharged or cancelled.

1.11 Taxation

The charity is exempt from tax on income and gains falling within section 505 of the Taxes Act 1988 or section 252 of the Taxation of Chargeable Gains Act 1992 to the extent that these applied to its charitable objects.

1.12 Employee benefits

The cost of any unused holiday entitlement is recognised in the period in which the employee's services are received.

Termination benefits are recognised immediately as an expense when the charity is demonstrably committed to terminate the employment of an employee or to provide termination benefits.

1.13 Pension costs

The charity operates a defined contribution pension scheme for employees. The assets of the scheme are held separately from those of the charitable company. The annual contributions payable are charged to the statement of financial activities.

NATIONAL BIODIVERSITY NETWORK TRUST

NOTES TO THE FINANCIAL STATEMENTS (CONTINUED)

FOR THE YEAR ENDED 31 MARCH 2021

2 Critical accounting estimates and judgements

In the application of the charity's accounting policies, the trustees are required to make judgements, estimates and assumptions about the carrying amount of assets and liabilities that are not readily apparent from other sources. The estimates and associated assumptions are based on historical experience and other factors that are considered to be relevant. Actual results may differ from these estimates.

The estimates and underlying assumptions are reviewed on an ongoing basis. Revisions to accounting estimates are recognised in the period in which the estimate is revised where the revision affects only that period, or in the period of the revision and future periods where the revision affects both current and future periods.

3 Donations and legacies

	Unrestricted funds	Restricted funds	Total	Unrestricted funds	Restricted funds	Total
	2021	2021	2021	2020	2020	2020
	£	£	£	£	£	£
Donations and gifts	1,742	-	1,742	3,639	-	3,639
Grants receivable	147,500	102,237	249,737	41,450	197,982	239,432
Subscriptions	156,272	-	156,272	165,708	-	165,708
	<u>305,514</u>	<u>102,237</u>	<u>407,751</u>	<u>210,797</u>	<u>197,982</u>	<u>408,779</u>
Grants receivable for core activities						
Natural England	-	56,500	56,500	-	55,000	55,000
Scottish Natural Heritage	-	20,000	20,000	-	20,000	20,000
Natural Resources Wales & Welsh Government	-	4,990	4,990	-	4,990	4,990
National Museums Northern Ireland	-	15,000	15,000	-	15,000	15,000
Manx National Heritage	-	1,716	1,716	-	1,716	1,716
NBN Atlas - Other Portal Development	-	4,031	4,031	-	1,710	1,710
Heritage Lottery Fund	-	-	-	-	76,200	76,200
Esmée Fairbairn Foundation	147,500	-	147,500	41,450	-	41,450
Scottish Natural Heritage - SBIF Development Officer	-	-	-	-	23,366	23,366
	<u>147,500</u>	<u>102,237</u>	<u>249,737</u>	<u>41,450</u>	<u>197,982</u>	<u>239,432</u>

NATIONAL BIODIVERSITY NETWORK TRUST

NOTES TO THE FINANCIAL STATEMENTS (CONTINUED) FOR THE YEAR ENDED 31 MARCH 2021

4 Investments

	Unrestricted funds	Unrestricted funds
	2021 £	2020 £
Interest receivable	1,539	1,800

5 Other income

	Unrestricted funds	Unrestricted funds
	2021 £	2020 £
Other income	1,608	1,491
Donated services and facilities	180	2,640
Conference income	5,500	14,198
Project income	7,997	-
	15,285	18,329

6 Raising funds

	Unrestricted funds	Unrestricted funds
	2021 £	2020 £
<u>Fundraising and publicity</u>		
Weather lottery costs	243	248
Other fundraising costs	847	84
Fundraising and publicity	1,090	332
	1,090	332

NATIONAL BIODIVERSITY NETWORK TRUST

NOTES TO THE FINANCIAL STATEMENTS (CONTINUED) FOR THE YEAR ENDED 31 MARCH 2021

7 Charitable activities

	2021 £	2020 £
Donated services and facilities	180	2,640
Project costs	159,775	142,216
Website development	1,604	2,443
NBN Atlas Project	98,471	102,064
	<u>260,030</u>	<u>249,363</u>
Share of support costs (see note 8)	157,947	217,019
Share of governance costs (see note 8)	10,848	10,074
	<u>428,825</u>	<u>476,456</u>
Analysis by fund		
Unrestricted funds	281,674	231,692
Restricted funds	147,151	244,764
	<u>428,825</u>	<u>476,456</u>

NATIONAL BIODIVERSITY NETWORK TRUST

NOTES TO THE FINANCIAL STATEMENTS (CONTINUED) FOR THE YEAR ENDED 31 MARCH 2021

8 Support costs

	Support costs £	Governance costs £	2021 £	Support costs £	Governance costs £	2020 £
Staff costs	135,207	-	135,207	166,940	-	166,940
Depreciation	3,324	-	3,324	2,446	-	2,446
Premises	8,099	-	8,099	9,385	-	9,385
Insurance	1,265	-	1,265	1,256	-	1,256
Travelling expenses	133	-	133	10,929	-	10,929
Communications & IT	6,857	-	6,857	8,008	-	8,008
Postage, printing & stationery	1,648	-	1,648	3,339	-	3,339
Meeting & conference costs	562	-	562	13,614	-	13,614
Finance costs	852	-	852	1,102	-	1,102
Legal and professional	-	5,475	5,475	-	2,985	2,985
Accountancy	-	1,493	1,493	-	906	906
Auditors remuneration	-	3,402	3,402	-	3,642	3,642
Trustees expenses	-	478	478	-	2,049	2,049
Board meeting expenses	-	-	-	-	492	492
	<u>157,947</u>	<u>10,848</u>	<u>168,795</u>	<u>217,019</u>	<u>10,074</u>	<u>227,093</u>
Analysed between						
Charitable activities	<u>157,947</u>	<u>10,848</u>	<u>168,795</u>	<u>217,019</u>	<u>10,074</u>	<u>227,093</u>

Governance costs includes payments to the examiners of £2,100 (2020- £2,100) for examination fees.

9 Net movement in funds

	2021 £	2020 £
Net movement in funds is stated after charging/(crediting)		
Depreciation of owned tangible fixed assets	<u>3,324</u>	<u>2,446</u>

10 Trustees

None of the trustees (or any persons connected with them) received any remuneration from the charity during the year.

During the year, no expenses was reimbursed to trustees (2020: expenses totalling £1,238 was reimbursed to five trustees).

NATIONAL BIODIVERSITY NETWORK TRUST

NOTES TO THE FINANCIAL STATEMENTS (CONTINUED) FOR THE YEAR ENDED 31 MARCH 2021

11 Employees

Number of employees

The average monthly number of employees during the year was:

	2021 Number	2020 Number
Management	2	2
Technical	2	2
Officers	6	7
	<u>10</u>	<u>11</u>

Employment costs

	2021 £	2020 £
Wages and salaries	256,886	269,797
Social security costs	23,829	24,426
Other pension costs	17,739	18,294
	<u>298,454</u>	<u>312,517</u>

Remuneration of key management personnel

The remuneration of key management personnel is as follows:

Aggregate compensation	<u>55,164</u>	<u>60,002</u>
------------------------	---------------	---------------

There were no employees whose annual remuneration was £60,000 or more.

12 Donated services and facilities

The Trust currently receives donated services, mainly in the form of meeting rooms provided free of charge. Due to the COVID pandemic, all face to face meetings were held virtually during the 20-21 financial year and as such no figures have been included here. The figures included in past years relating to unclaimed Trustee travel meetings is also not required during this reporting period.

NATIONAL BIODIVERSITY NETWORK TRUST

NOTES TO THE FINANCIAL STATEMENTS (CONTINUED) FOR THE YEAR ENDED 31 MARCH 2021

13 Tangible fixed assets

	Fixtures and fittings £
Cost	
At 1 April 2020	21,009
Additions	1,973
	<u>22,982</u>
At 31 March 2021	<u>22,982</u>
Depreciation and impairment	
At 1 April 2020	18,671
Depreciation charged in the year	3,324
	<u>21,995</u>
At 31 March 2021	<u>21,995</u>
Carrying amount	
At 31 March 2021	987
	<u>2,338</u>
At 31 March 2020	<u>2,338</u>

14 Fixed asset investments

	Other investments
Cost or valuation	
At 1 April 2020 & 31 March 2021	2
	<u>2</u>
Carrying amount	
At 31 March 2021	2
	<u>2</u>
At 31 March 2020	<u>2</u>

	Notes	2021 £	2020 £
Other investments comprise:			
Investments in subsidiaries	23	2	2
		<u>2</u>	<u>2</u>

NATIONAL BIODIVERSITY NETWORK TRUST

NOTES TO THE FINANCIAL STATEMENTS (CONTINUED) FOR THE YEAR ENDED 31 MARCH 2021

15 Debtors

	2021 £	2020 £
Amounts falling due within one year:		
Trade debtors	6,177	7,486
Other debtors	41	45
Prepayments and accrued income	1,900	3,976
	<u>8,118</u>	<u>11,507</u>

16 Creditors: amounts falling due within one year

	2021 £	2020 £
Other taxation and social security	4,633	6,718
Trade creditors	-	1,087
Other creditors	2,585	3,136
Accruals and deferred income	28,651	18,572
	<u>35,869</u>	<u>29,513</u>

17 Retirement benefit schemes

The charity operates a defined contribution pension scheme for all qualifying employees. The assets of the scheme are held separately from those of the charity in an independently administered fund.

The charge to profit or loss in respect of defined contribution schemes was £17,739 (2020: £18,294).

NATIONAL BIODIVERSITY NETWORK TRUST

NOTES TO THE FINANCIAL STATEMENTS (CONTINUED)

FOR THE YEAR ENDED 31 MARCH 2021

18 Restricted funds

The income funds of the charity include restricted funds comprising the following unexpended balances of donations and grants held on trust for specific purposes:

	Movement in funds					Movement in funds			
	Balance at 1 April 2019	Incoming resources	Resources expended	Transfers	Balance at 1 April 2020	Incoming resources	Resources expended	Transfers	Balance at 31 March 2021
	£	£	£	£	£	£	£	£	£
NBN Atlas Project	-	98,416	(102,064)	3,648	-	102,237	(98,471)	(3,766)	-
SBIF Development Officer	-	23,366	(20,626)	(2,740)	-	-	-	-	-
Resilience Fund	94,554	76,200	(122,074)	-	48,680	-	(48,680)	-	-
	<u>94,554</u>	<u>197,982</u>	<u>(244,764)</u>	<u>908</u>	<u>48,680</u>	<u>102,237</u>	<u>(147,151)</u>	<u>(3,766)</u>	<u>-</u>

NBN Atlas Project

These figures relate to contributions from the respective countries to the annual running costs of the NBN Atlas (see expanded list on page 15).

SBIF Development Officer

The SBIF Development Officer post was fully funded by SNH for the period from April 2019 to March 2020.

Resilience Fund

The NBN Trust was awarded a total of £190,500 from the Heritage Lottery fund in February 2019. This grant is to be used for building resilience and sustainability from the NBN Trust. A large proportion of the funding received in 18-19 was expended in 19-20. The carry over amount of £48,680 from 19-20 has been fully expended in the 20-21 financial year.

NATIONAL BIODIVERSITY NETWORK TRUST

NOTES TO THE FINANCIAL STATEMENTS (CONTINUED)

FOR THE YEAR ENDED 31 MARCH 2021

19 Analysis of net assets between funds

	Unrestricted funds 2021 £	Restricted funds 2021 £	Total 2021 £	Unrestricted funds 2020 £	Restricted funds 2020 £	Total 2020 £
Fund balances at 31 March 2021 are represented by:						
Tangible assets	987	-	987	2,338	-	2,338
Investments	2	-	2	2	-	2
Current assets/ (liabilities)	181,803	-	181,803	137,112	48,680	185,792
	<u>182,792</u>	<u>-</u>	<u>182,792</u>	<u>139,452</u>	<u>48,680</u>	<u>188,132</u>

20 Operating lease commitments

At the reporting end date the charity had outstanding commitments for future minimum lease payments under non-cancellable operating leases, which fall due as follows:

	2021 £	2020 £
Between two and five years	<u>15,500</u>	<u>21,500</u>

Lease payments recognised as an expense during the year amounted to £6,000 (2019: £6,000).

21 Related party transactions

The Trustees believe there is no controlling party of the charitable company.

BioD Services Limited is a 100% subsidiary of National Biodiversity Network Trust. It is a company limited by shares incorporated in England and Wales, company number 04178674.

During the year, company expenses were paid by BioD Services Limited amounting to £nil (2020: £nil). As at 31 March 2021 a balance of £4 (2020: £4) remained outstanding to BioD Services Limited and is included within other creditors.

22 Company limited by guarantee

National Biodiversity Network Trust is a company limited by guarantee and accordingly does not have a share capital. There were 7 members of the company at the year end (2020: 9 members). Every member promises, if the charitable company is dissolved while he or she remains a member or within 12 months afterwards, to pay up to £10 towards the cost of dissolution and the liabilities incurred by the Charity while the contributor was a member.

NATIONAL BIODIVERSITY NETWORK TRUST

NOTES TO THE FINANCIAL STATEMENTS (CONTINUED) FOR THE YEAR ENDED 31 MARCH 2021

23 Subsidiaries

These financial statements are separate charity financial statements for National Biodiversity Network Trust.

Details of the charity's subsidiaries at 31 March 2021 are as follows:

Name of undertaking	Registered office	Nature of business	Class of shares held	% Held	
				Direct	Indirect
BioD Services Limited	United Kingdom	Project management	Ordinary shares	100.00	

24 Recorder 6 Consortium

The NBN Trust is the agent for the Recorder 6 consortium.

During the year income totalling £8,825 (2020: £10,600) was received in respect of software licences and bank fees totalling £86 (2020: £85) have been incurred.

At 31 March 2021 the balance owing to the Recorder 6 consortium was £21,089 (2020: £10,515).

Charity Registration No. 1082163

Company Registration No. 03963387 (England and Wales)

NATIONAL BIODIVERSITY NETWORK TRUST
ANNUAL REPORT AND UNAUDITED FINANCIAL STATEMENTS
FOR THE YEAR ENDED 31 MARCH 2021
PAGES FOR FILING WITH REGISTRAR

NATIONAL BIODIVERSITY NETWORK TRUST

LEGAL AND ADMINISTRATIVE INFORMATION

Trustees	Mr A Wood	
	Dr R Fairley (Treasurer)	
	Ms M Rudd	
	Mrs W Harper	
	Mr N Hodges (Chairman)	
	Mr M Postles	
	Dr B Howell	
	Prof P Bridgewater	(Appointed 1 June 2021)
	Mr T Jagger	(Appointed 1 June 2021)
	Ms C Taylor	(Appointed 1 June 2021)
	Mr P Tomlin	(Appointed 1 June 2021)
	Dr D Slawson	(Appointed 1 June 2021)
Chief executive officer	Ms L J Chilton	(From April 2021)
	Ms M Henshall (Interim CEO)	(February - April 2021)
	Dr J Judge	(Resigned February 2021)
Charity number	1082163	
Company number	03963387	
Registered office	Unit F	
	14-18 St Mary's Gate	
	Lace Market	
	Nottingham	
	NG1 1PF	
Independent examiner	Rogers Spencer	
	Newstead House	
	Pelham Rd	
	Nottingham	
	NG5 1AP	
Bankers	TSB	
	11 Low Pavement	
	Nottingham	
	NG1 7DQ	

NATIONAL BIODIVERSITY NETWORK TRUST

CONTENTS

	Page
Chairman's statement	1
Trustees' report	2 - 11
Independent examiner's report	12
Statement of financial activities	13 - 14
Balance sheet	15
Notes to the financial statements	16 - 28

NATIONAL BIODIVERSITY NETWORK TRUST

CHAIRMAN'S STATEMENT

FOR THE YEAR ENDED 31 MARCH 2021

Welcome to the 2020-21 Annual Report and Financial Statements. 2020-21 was an unprecedented year, with the coronavirus pandemic and the resulting lockdowns. Yet, amongst the misery that the virus has brought, there are many achievements to celebrate for the NBN Trust.

It was the 20th anniversary of the NBN Trust and, although we were unable to celebrate this important milestone in the way we would have liked – face to face – it is important to thank all the individuals, staff and network members who have contributed to the Trust's evolution over those twenty years.

The Trust's development continued successfully during the year, and I would like to thank the staff for their dedication during lockdown and remote working. Like so many individuals across so many organisations, they have adapted and risen to the new challenges.

A small selection of the achievements include becoming the [UK node of iNaturalist](#), a global nature recording application; and a year-on-year increase of 29% in the number of users of the NBN Atlas, evidencing the increasing value of the NBN Atlas as a repository for biodiversity data. The Trust also held its first online annual conference and I would like to thank the Open University for their support in co-hosting the event.

The Trust was pleased to be able to contribute to important work on the status of biodiversity data in the UK. This included our CEO being part of the study team for the Geospatial Commission's report to the Cabinet Office, "[Mapping the Species Data Pathway: Connecting species data flows in England](#)" and sitting on the advisory and working groups for the Scottish Biodiversity Information Forum's work to take forward the recommendations of their [2018 Review](#). These initiatives augur well for wider recognition amongst stakeholders of the need for effective collation and use of biodiversity data as a cornerstone for effective policies to tackle the biodiversity crisis.

There have been important changes amongst the personnel at the Trust at staff and board level. Our CEO, Dr Jo Judge, moved to a new role in February 2021, and was succeeded by [Lisa Chilton](#). I would like to thank Jo for all her support during her five years as CEO, and to warmly welcome Lisa. At board level, Helen Wilkinson and Liz Proctor retired as trustees after six and three years respectively. We have enjoyed working with them and much appreciated their helpful contributions. Having received many excellent applications, we welcome five new trustees to the [board](#): Professor Peter Bridgewater, Terence Jagger, Camilla Taylor, David Slawson and Pete Tomlin. They bring an array of talents, and we all look forward to working with them.

As well as being the Trust's 20th anniversary, this was also the final year of our 2015-2020 strategy. We are now turning our sights firmly on the future and are working on the new strategy. We have much appreciated the input from stakeholders to help shape that work and intend to announce the new strategy later this year. I am confident there is the talent, momentum and ambition to meet the challenges over the coming years for the effective collection and use of biodiversity data for the benefit of nature.

Mr Neil Hodges

.....

Chairman

Dated:

NATIONAL BIODIVERSITY NETWORK TRUST

TRUSTEES' REPORT (INCLUDING DIRECTORS' REPORT)

FOR THE YEAR ENDED 31 MARCH 2021

The trustees present their report and financial statements for the year ended 31 March 2021.

The accounts have been prepared in accordance with the accounting policies set out in note 1 to the accounts and comply with the charity's governing document, the Companies Act 2006 and "Accounting and Reporting by Charities: Statement of Recommended Practice applicable to charities preparing their accounts in accordance with the Financial Reporting Standard applicable in the UK and Republic of Ireland (FRS 102)" (as amended for accounting periods commencing from 1 January 2016).

Objectives and activities

Summary of aims and objectives

The National Biodiversity Network Trust is a membership organisation built on principles of collaboration and sharing. The Trust was set up as an independent charity in 2000 to oversee and facilitate the development of the National Biodiversity Network (NBN or the Network). The Trust is supported by a wide range of biodiversity data contributors and users and through a membership scheme. Members include government agencies, Local Environmental Record Centres, national recording schemes and societies, researchers and commercial organisations. The NBN Atlas, the digital data sharing infrastructure developed and managed by the Trust, holds the UK's largest openly available collection of biodiversity data. It is a collaborative project that aggregates data from multiple sources and makes it available for use online.

The vision presented in the 2015-2020 NBN Strategy is that biological data collected and shared by the NBN are central to the UK's learning and understanding of its biodiversity and are critical to decision making about nature and the environment. The strategy set out five strategic aims, to:

1. *Record, collect, diversify, enhance and mobilise biological data.*
2. *Make biological data and information available to everyone.*
3. *Captivate and engage people about wildlife.*
4. *Provide the best biological information management infrastructure.*
5. *Support the development of the NBN Trust, its Board and its members.*

The ambition behind the strategy was for the Network to grow its capacity and capability to collect high quality biological data; to position those data at the heart of environmental decision making; and for the Trust to ensure stability, security and usability for the data management infrastructure.

During the accounting period a draft new strategy was developed, in consultation with stakeholders. This is due to be finalised and adopted by the Board later in 2021.

Strategies for achieving aims and objectives

The NBN Action Plan 2016-2020, which ran alongside the five-year strategy, set out the commitment the NBN Trust, NBN members and data partners made to deliver the NBN strategy. The plan described the actions that the NBN Trust and Network members proposed to achieve the Network's vision, aims and objectives. Working groups were created to oversee delivery of objectives and actions, and a Stakeholder Advisory Group was established to provide an opportunity for Network members to present the opinions of their organisations and groups to the Board and contribute to achieving the Trust's strategy.

These advisory and working groups will be reviewed (and potentially reconfigured, as needed) alongside the finalisation of the new strategy.

NATIONAL BIODIVERSITY NETWORK TRUST

TRUSTEES' REPORT (INCLUDING DIRECTORS' REPORT) (CONTINUED) *FOR THE YEAR ENDED 31 MARCH 2021*

Criteria the Trust uses to measure success

The Trust produces a work plan for each financial year, which sets out the key activities for each strategic aim. The work plan for 2020-21 included the following objectives, each with actions, milestones and success measures:

1. Development of the 2021-2025 Strategy.
2. Development of the NBN Atlas, including development of two-tier access controls, polygon search, automation of indexing, a review of Atlas documentation, and analysis of infrastructure costs.
3. Data provider engagement, including extensive stakeholder engagement culminating in a report to the Country Nature Conservation Bodies.
4. Income diversification, including a commercial services pilot project with the North West England Local Environmental Records Centres, and the investigation and prioritisation of charitable grant funders.
5. Public engagement, specifically the establishment of the NBN Trust as the UK node of iNaturalist (a global recording platform).

Public benefit

We have referred to the Charity Commission's general guidance on public benefit when reviewing our aims and objectives and in planning our future activities.

NATIONAL BIODIVERSITY NETWORK TRUST

TRUSTEES' REPORT (INCLUDING DIRECTORS' REPORT) (CONTINUED) FOR THE YEAR ENDED 31 MARCH 2021

Significant activities undertaken by the NBN Trust and how they contribute to the achievement of the strategy

The activities reported below are those that were undertaken by the Trust. Many of the activities detailed in the NBN Action Plan 2016 – 2020 were to be undertaken by members of the wider network, not the NBN Trust itself, and are therefore not reported here.

- Strategic Aim 1 - Record, collect, diversify, enhance and mobilise biological data, and
- Annual Work Plan Aim 3 – Data provider engagement

CEO Jo Judge was invited to participate in a Geospatial Commission project for the Cabinet Office, reviewing the biodiversity data pathway in England and making recommendations to develop, enhance and safeguard it. She was closely involved in the development of the resulting [report](#), released in May 2021, which highlights the important role of the NBN Atlas. There is now a significant opportunity for the Trust to advocate and help deliver key recommendations from the report.

Equally as significant was the Trust's engagement with the Scottish Biodiversity Information Forum (SBIF), which has developed a project to enhance and support data mobilisation in Scotland. SBIF has proposed a central role for the NBN Trust in the delivery of the Better Biodiversity Data Project, which will be formally considered by the Trust board in September 2021.

At the end of the financial year, the Atlas held fewer records (198 million in total) than at the start, but data quality had been improved. The reason for this is that the single largest dataset held on the Atlas – provided by the British Trust for Ornithology – was updated in October 2020 with a new version from which millions of duplicate records had been removed along with other improvements. This resulted in an overall reduction of 36.7 million records on the NBN Atlas. Since that essential exercise, which improved the quality of the data held, the Atlas has resumed steady growth, with an increase of 1% to the end of the reporting period.

The [iRecord website](#) and app managed by the [Biological Records Centre](#) remains one of the UK recording community's foremost tools for managing and sharing wildlife records. In the reporting period, the Trust uploaded 13 new iRecord datasets to the NBN Atlas, an increase of five on the previous year. In addition, an initial tranche of three datasets of iNaturalist records were uploaded to the NBN Atlas (see below for more about iNaturalist).

By the end of the reporting period, just over 48 million records in 545 datasets were available on an Open (CC0, CC-BY or OGL) licence and 150.5 million records in 380 datasets were available on a Shared Non-Commercial (CC-BY-NC) licence.

As the UK node for the [Global Biodiversity Information Facility](#), the Trust is responsible for sharing eligible data with GBIF. In 2020/21, more than 75 million UK records from 787 datasets were shared with the global biodiversity data community.

The annual work plan included a commitment to engage with data providers to enhance the mobilisation of data for use by the Country Nature Conservation Bodies (CNCBs). This required engagement with the CNCBs to determine their needs and aspirations for utilising biodiversity data, followed by discussions with key data providers to explore how to overcome barriers and meet the CNCBs' needs. This work was completed and a full report was shared with the CNCBs.

NATIONAL BIODIVERSITY NETWORK TRUST

TRUSTEES' REPORT (INCLUDING DIRECTORS' REPORT) (CONTINUED) FOR THE YEAR ENDED 31 MARCH 2021

- Strategic Aim 2 - Make biological data and information available to everyone

In April 2021, the number of registered users of the NBN Atlas stood at 10,424, which is a remarkable 29% increase on the figure in May 2020. The biggest increases, by sector, were in: Teaching & Education (up 100%), Ecologist (up 60%), Academia & Research (up 50%), College & University Student (up 49%), Personal Interest (up 40%), and Artist/Journalist/Photographer (up 40%). In the same period, the membership of the NBN Trust grew by 17%, with the largest increase (41%) in the individual membership category. Individual members now make up 36% of the total membership. These figures illustrate the size and diversity of the growing UK-wide community of experts and enthusiasts that the NBN Trust supports, and the growing profile of its work.

The significant growth may be attributable, in part, to the impacts of the COVID-19 lockdown, which will have reduced the ability of researchers, students and ecologists to undertake field research, and encouraged them to utilise the rich resources of the NBN Atlas. The increase in use for personal interest may also be related to the pandemic, with the much-publicised increase in people exploring their backyard and local area and reconnecting with nature. The increases also highlight the success of our communications activity, which has raised the profile of the NBN and the Atlas. It will be important for the Trust to engage with these new constituents to ensure that we can maintain and enhance the value they derive from the Atlas.

The number of data partners (providers) increased by 5%, from 150 in May 2020 to 157 in April 2021. The new partners include one commercial company, one environmental NGO, five recording schemes or societies and one recording group. It is encouraging to see this growth, which reflects a great deal of hard work by the Trust team.

- Strategic Aim 3 - Captivate and engage people about wildlife, and
- Annual Work Plan Aim 5 - Establishment of NBN Trust as UK node of iNaturalist

The Trust took on the leadership in the UK for [iNaturalist](#), a global online recording platform developed by the California Academy of Sciences and National Geographic. iNaturalist is a very accessible and easy-to-use platform with a welcoming community of online users. As such it is an excellent entry-level tool for those new to recording, as well as meeting the needs of many more experienced recorders.

Globally, iNaturalist has more than 4 million users and holds over 70 million records of more than 300,000 species. In the UK, use of iNaturalist is growing steadily, with more than 60,000 observers, and 1.6 million records of 15,000 species. As the UK node, the Trust has taken on leadership of [iNaturalistUK](#), in partnership with the [Biological Records Centre](#) and the [Marine Biological Association](#). This presents an excellent opportunity for the Trust to support the expansion of this popular platform and ensure that it is effectively integrated into the existing data flow and verification pathways.

The monthly NBN newsletter, Network News, was issued to 1,300 subscribers, an increase of 20% from the previous year. The newsletter included information on the NBN Atlas and other technical developments, NBN Trust activity and strategic work, stories from across the Network and information on upcoming events.

In addition to Network News, the bi-annual NBN Atlas Newsletter was published in April and December 2020. This newsletter covered information and news articles specifically related to the NBN Atlas. It was sent to all registered NBN Atlas users as well as those who sign up to receive it (currently approximately 10,500 people, an increase of 38% compared to 2019-20).

Social media continues to be an important tool for the NBN Trust. Increases in public engagement with the Trust's social media platforms for the period 1 April 2020 – 31 March 2021 are as follows:

- Facebook - Up 32% from 1,714 to 2,268.
- Twitter - Up 20% from 6,550 to 7,849.
- Instagram - Up 206% from 573 to 1,756.
- LinkedIn - Up 1% from 4,872 to 4,914.

NATIONAL BIODIVERSITY NETWORK TRUST

TRUSTEES' REPORT (INCLUDING DIRECTORS' REPORT) (CONTINUED) FOR THE YEAR ENDED 31 MARCH 2021

- Strategic Aim 4 - Provide the best biological information management infrastructure
- 2020-21 Work Plan Aim 2 – Development of the Atlas

Of the ten 'roadmap' development items for the Atlas, three were completed and released. While good progress was made with other items, including the development of two-tier access controls and polygon search capability, these were unfortunately not completed as planned due to the departure of the Lead Developer in November 2020. Despite attempts to recruit, the post remained vacant for the remainder of the financial year which meant that these important technical innovations had to be paused.

The team continued to research and implement small enhancements, fix bugs as required, and resolve live errors over the course of the year. In total 21 bugs were fixed, some of which were large and complex, and 37 minor enhancements were made to the user interface and functionality. Work was also undertaken for the Beautiful Burial Ground project, a Lottery-funded partnership project led by the charity [Caring for God's Acre](#), which involves the creation of a bespoke [Burial Grounds Atlas](#).

During the latter part of the financial year, the NBN Atlas was affected by stability and performance issues. Steps to address these issues continue into 2021-22.

- Strategic Aim 5 - Support the development of the NBN, its Board and its members

In November 2020, 199 delegates participated in the Trust's annual NBN Conference, held online for the first time. The delegates were from biodiversity organisations, local environmental records centres, recording schemes, statutory bodies, universities, colleges and voluntary groups concerned with biodiversity data and biological recording.

The NBN Awards for Wildlife Recording were presented at the NBN Conference. The Awards recognise significant achievement and celebrate success in wildlife recording and information sharing. These awards are made annually to individuals, groups or organisations that are making outstanding contributions to wildlife recording and improving our understanding of the natural world. In 2020 a total of 49 nominations were received across the five categories and the awards were presented online.

- Annual Work Plan Aim 1 - Development of the 2021-2025 Strategy

A new strategy was drafted during the year, with input from a wide range of stakeholders. Unlike the previous strategy, the new draft strategy is a strategy for the NBN Trust alone, rather than also setting objectives for the wider Network. This approach was informed by experience and stakeholder feedback on the 2015-2020 strategy. The finalisation and adoption of the new strategy was paused in February 2021 pending the arrival of the new Chief Executive Officer. It is anticipated that the new strategy will be adopted in Autumn 2021.

- Annual Work Plan Aim 3 – Income diversification

A key deliverable for the year was to explore and develop two strands of work that would help to diversify income: commercial data services and funding from charitable trusts and foundations.

Significant progress was made with the development of a commercial services pilot project in northwest England, but unfortunately this was derailed by the pandemic, which meant that project partners were ultimately unable to commit to the project. As an interim step, the Trust produced a report examining five case studies relevant to the development of commercial services. This will be a useful resource as the longer-term objective is pursued in 2021-22.

Two short-term fundraising interns were appointed, and they completed a review and prioritisation of charitable trusts to which the Trust would be eligible to apply. This will inform fundraising activity in 2021-22 and beyond.

NATIONAL BIODIVERSITY NETWORK TRUST

TRUSTEES' REPORT (INCLUDING DIRECTORS' REPORT) (CONTINUED) FOR THE YEAR ENDED 31 MARCH 2021

The significance of the COVID-19 pandemic in 2020-21

The pandemic affected the Trust in a range of ways. Around half of the staff team were working from the Trust's office in Nottingham at the start of the pandemic, with the rest working remotely. The office-based staff switched immediately to home working and adapted quickly to the change. Fortuitously, the Trust was already in the process of transitioning to a cloud-based working environment. The shift to home working expedited this transition.

No staff were furloughed, but the pandemic created new worries and pressures for all staff. These were variously exacerbated by the impacts of isolation and the challenges of balancing childcare and homeworking. However, the team looked out for each other and continued to work effectively throughout.

There were no direct impacts on the Trust's funding and financial position from the pandemic. However, the scheduled project to develop future revenues was unfortunately unable to proceed due to the withdrawal of a key partner. This initiative, which is important for the Trust's future resilience and sustainability, will be redeveloped in the coming year.

The role of volunteers

The Trust benefits enormously from the support of its Trustees, who are unpaid volunteers.

The Network also places great value in volunteers. The majority of recorders are volunteers who collect and share their data on the basis of goodwill and for the common cause. Thanks are given to them for their time and contribution towards the Network.

Achievements and performance

Please refer to the Significant Activities Undertaken section above for details of the Trust's main achievements.

Financial review

The Trust received £322,338 in unrestricted funds in the form of membership subscriptions, donations and NBN Conference ticket sales.

Restricted funds were received from the National Heritage Lottery Fund to deliver a project to build the Trust's resilience. Unrestricted funds of £147,500 were received from the Esmée Fairbairn Foundation in the period, and funds have been used to support the NBN Trust core expenditure, including progressing the outcomes from the resilience project.

The Trust's net expenditure was slightly greater than incoming resources resulting in a negative in-year balance of £5,340. The Trust's total funds balance at 31 March 2021 was £182,792, which will be carried forward into 2021-22.

The Trust budget for 2021-22 results in a negative in-year balance of £19,726. This is due to retaining staff posts which were funded by the restricted National Heritage Lottery Fund grant. This deficit will be met from the end of year free reserves figures. The Trust is working to develop alternative sources of funding to reduce dependence on reserves.

NATIONAL BIODIVERSITY NETWORK TRUST

TRUSTEES' REPORT (INCLUDING DIRECTORS' REPORT) (CONTINUED) *FOR THE YEAR ENDED 31 MARCH 2021*

Trust reserves

The unrestricted funds not committed or invested in tangible fixed assets ('the free reserve') held by the charity amount to £181,803.

Annually the Finance and Management Committee review the free reserve figure and the amount required to meet the reserve policy (set at three months' running costs) to ensure that adequate reserves are maintained.

At the start of April 2021, the amount required to run the Trust for three months is £151,422. Therefore, there is a surplus of £30,381. However, these funds are committed to be used to balance the deficit in the 2021-22 budget as mentioned above.

Risk management

The FMC reviews the major risks to the Trust on a quarterly basis and ensures that the Trust has systems designed to manage them. The principal risks and uncertainties identified for 2020-2021 were:

NATIONAL BIODIVERSITY NETWORK TRUST

TRUSTEES' REPORT (INCLUDING DIRECTORS' REPORT) (CONTINUED) FOR THE YEAR ENDED 31 MARCH 2021

Risk	Description (as identified at start of 2021-21)	Status at year-end
Financial	Risk of failing to secure adequate funding to maintain current level of resource and productivity (e.g. due to effects of Covid-19 pandemic on funders).	Amber. Funding and activity maintained throughout 2020-21.
Staffing	Risk of under-capacity (e.g. due to staff turnover, difficulty recruiting, absences due to Covid-19 pandemic).	Amber. Lead Developer role was vacant for four months due to difficulty finding a suitable candidate; staff absence at a manageable level. .
Diverging views within the National Biodiversity Network	Risk of lack of consensus about access, visibility and usability of data supplied, leading to withdrawal of data.	Green. Number of data providers increased by 5% through the year. Substantial engagement with a variety of stakeholders throughout the year that will continue into 2021-22 to ensure the National Biodiversity Network can respond to emerging data needs.
Engagement	Risk of decline in popular support leading to disengagement and reduced membership.	Green. 17% increase in number of Trust members in 2020-21; 29% increase in number of registered Atlas users; number of subscribers to our two e-newsletters increased by 20% and 38%.
Strategy	Risk of lack of engagement with National Biodiversity Network members, and of the strategy being out of date.	Green. Good level of stakeholder engagement in development of new strategy. Finalisation of strategy paused due to change of CEO but on course for adoption in 2021.
Technology	Risk of failing to keep up with technological advances, and of insufficient investment in technology and development of the NBN Atlas.	Red. Performance and stability issues experienced with NBN Atlas in latter part of 2020-21. This is being addressed in 2021-22 as a top priority.
Cyber Attacks	Risk of deliberate hostile attacks on the NBN Atlas.	Amber. No deliberate attacks experienced but we remain alert to this risk.

A Trust Risk Register is maintained to reflect an assessment of a risk's likelihood and potential impact and to set out how risks are to be mitigated. The Risk Register is presented at each Board meeting and updated as required.

The main internal financial risks are minimised through procedures for delegation and appropriate authorisation of all transactions and projects, and by ensuring consistent quality for all the Trust's operations.

NATIONAL BIODIVERSITY NETWORK TRUST

TRUSTEES' REPORT (INCLUDING DIRECTORS' REPORT) (CONTINUED) FOR THE YEAR ENDED 31 MARCH 2021

Plans for future periods

A work plan for 2021-22 setting out the priority activities for the year has been shared with the major funders. The Trust is in the final stages of developing a new strategy. This will be agreed by the Board and carried forward by the Chief Executive Officer.

Going concern

At the time of approving the financial statements, the Trustees have a reasonable expectation that the charity has adequate resources to continue in operational existence for the foreseeable future. Thus the trustees continue to adopt the going concern basis of accounting in preparing the financial statements.

Structure, governance and management

The Trust is a charitable company limited by guarantee, incorporated on 3 April 2000 and registered as a charity on 25 August 2000. The company was set up under a Memorandum of Association, which established its objectives and powers, and is governed under its Articles of Association (updated November 2018). As set out in the Articles of Association, the charitable Object (purpose) of the NBN Trust is:

To advance, formally and informally, public participation in and public understanding and enjoyment of the conservation of biological resources, together with their sustainable and wise use, by providing public access to biological records, data or information pertaining to the UK, the Channel Islands and the Isle of Man.

The Trust has power to do anything which is calculated to further its Object or is conducive or incidental to doing so. For example, the Trust has power to undertake the following activities (NB selected articles only, for the full list please refer to the Articles of Association):

- 1. To facilitate, promote and co-ordinate the collection, compilation, collation, interpretation, pooling and dissemination of biological records;*
- 2. To promote and facilitate the survey and study of biodiversity through biological recording and both disseminate and promote the dissemination of the results of such study and research;*
- 3. Through the provision of services, advice, guidance or other means, develop understanding of how biological data and information can be used to aid decisions taken by others consistent with the Objects.*

The terms of reference for the Board of Trustees are laid out in the Trust's Rules and Standing Orders. The Board meets four times a year to monitor the Trust's performance, agree the strategy and take decisions regarding governance issues and significant strategic matters.

The trustees, who are also the directors for the purpose of company law, and who served during the year and up to the date of signature of the financial statements were:

Mr A Wood	
Dr R Fairley (Treasurer)	
Ms H Wilkinson	(Resigned 25 August 2020)
Ms M Rudd	
Mrs W Harper	
Mr N Hodges (Chairman)	
Mr M Postles	
Mrs E Proctor	(Resigned 23 March 2021)
Dr B Howell	
Prof P Bridgewater	(Appointed 1 June 2021)
Mr T Jagger	(Appointed 1 June 2021)
Ms C Taylor	(Appointed 1 June 2021)
Mr P Tomlin	(Appointed 1 June 2021)
Dr D Slawson	(Appointed 1 June 2021)

NATIONAL BIODIVERSITY NETWORK TRUST

TRUSTEES' REPORT (INCLUDING DIRECTORS' REPORT) (CONTINUED) FOR THE YEAR ENDED 31 MARCH 2021

Trustee vacancies are advertised openly and anyone is eligible to apply. Shortlisted applicants are interviewed, and new Trustees appointed based on the skills and experience they can bring to the Board. Trustees are taken through an induction programme to familiarise them with the Trust and the sector, and with their role and responsibilities. Further training may also be provided at the request of Trustees or to address specific competencies that are required. The Board may co-opt members to meet particular gaps in representation or competencies. These co-opted members may be put through the Trustee interview process. Trustees may serve a three-year term, with the potential for a further three years at the discretion of the Board.

The AGM is held annually, usually at the NBN Conference in November.

The Finance and Management Committee (FMC) is the only permanent sub-committee of the Board and is chaired by the Treasurer of the Trust. The terms of reference for the FMC are laid out in the Trust's Rules and Standing Orders. The FMC meets four times a year, in advance of the Board meetings, to monitor the Trust's financial and business progress, review risk management, and approve significant financial undertakings. Other ad hoc sub-committees may be convened as needed, on a 'task and finish' basis, to ensure adequate oversight of significant matters.

The Chief Executive Officer is appointed by the Board of Trustees and is responsible for the daily operation of the Trust, including (but not restricted to) the development and implementation of strategic and operational plans, financial and team management, stakeholder relations, advocacy and fundraising.

Arrangements for setting pay and remuneration of key management personnel

All Trustees give their time freely and have not received remuneration in the year. Trustee expenses are detailed within the financial accounts.

Any staff pay increases are presented to the Board of Trustees as part of the budget for approval.

Relationships with related parties and any other charities and organisations

Trustees and key members of staff such as the Chief Executive Officer and the Finance and Business Officer annually update the Declaration of Interest form for the Trustees to notify the Trust of any relationships with related parties.

Donated Services and Facilities

To calculate donated services the main consideration was whether the Trust would have paid for the work or services had it not been carried out by another party. Based on these criteria, donated services during 2020-2021 totalled £180. This is less than in previous years, as items such as room hire, provision of refreshments and claims made by Trustees for travel have not been incurred due to the COVID pandemic.

The trustees' report was approved by the Board of Trustees.

.....
Mr N Hodges (Chairman)

Dated:

NATIONAL BIODIVERSITY NETWORK TRUST

INDEPENDENT EXAMINER'S REPORT

TO THE TRUSTEES OF NATIONAL BIODIVERSITY NETWORK TRUST

I report to the trustees on my examination of the financial statements of National Biodiversity Network Trust (the charity) for the year ended 31 March 2021.

Responsibilities and basis of report

As the trustees of the charity (and also its directors for the purposes of company law) you are responsible for the preparation of the financial statements in accordance with the requirements of the Companies Act 2006 (the 2006 Act).

Having satisfied myself that the financial statements of the charity are not required to be audited under Part 16 of the 2006 Act and are eligible for independent examination, I report in respect of my examination of the charity's financial statements carried out under section 145 of the Charities Act 2011 (the 2011 Act). In carrying out my examination I have followed all the applicable Directions given by the Charity Commission under section 145(5)(b) of the 2011 Act.

Independent examiner's statement

Since the charity's gross income exceeded £250,000 your examiner must be a member of a body listed in section 145 of the 2011 Act. I confirm that I am qualified to undertake the examination because I am a member of Association of Chartered Certified Accountants, which is one of the listed bodies.

I have completed my examination. I confirm that no matters have come to my attention in connection with the examination giving me cause to believe that in any material respect:

- 1 accounting records were not kept in respect of the charity as required by section 386 of the 2006 Act; or
- 2 the financial statements do not accord with those records; or
- 3 the financial statements do not comply with the accounting requirements of section 396 of the 2006 Act other than any requirement that the accounts give a true and fair view which is not a matter considered as part of an independent examination; or
- 4 the financial statements have not been prepared in accordance with the methods and principles of the Statement of Recommended Practice for accounting and reporting by charities applicable to charities preparing their accounts in accordance with the Financial Reporting Standard applicable in the UK and Republic of Ireland (FRS 102).

I have no concerns and have come across no other matters in connection with the examination to which attention should be drawn in this report in order to enable a proper understanding of the financial statements to be reached.

Melvin Bailey FCCA DChA

For and on behalf of Rogers Spencer

Chartered Accountants
Newstead House
Pelham Rd
Nottingham
NG5 1AP

Dated:

NATIONAL BIODIVERSITY NETWORK TRUST

STATEMENT OF FINANCIAL ACTIVITIES INCLUDING INCOME AND EXPENDITURE ACCOUNT

FOR THE YEAR ENDED 31 MARCH 2021

Current financial year					
		Unrestricted funds 2021 £	Restricted funds 2021 £	Total 2021 £	Total 2020 £
	Notes				
<u>Income and endowments from:</u>					
Donations and legacies	3	305,514	102,237	407,751	408,779
Investments	4	1,539	-	1,539	1,800
Other income	5	15,285	-	15,285	18,329
Total income		<u>322,338</u>	<u>102,237</u>	<u>424,575</u>	<u>428,908</u>
<u>Expenditure on:</u>					
Raising funds	6	<u>1,090</u>	<u>-</u>	<u>1,090</u>	<u>332</u>
Charitable activities	7	<u>281,674</u>	<u>147,151</u>	<u>428,825</u>	<u>476,456</u>
Total resources expended		<u>282,764</u>	<u>147,151</u>	<u>429,915</u>	<u>476,788</u>
Net incoming/(outgoing) resources before transfers		39,574	(44,914)	(5,340)	(47,880)
Gross transfers between funds		<u>3,766</u>	<u>(3,766)</u>	<u>-</u>	<u>-</u>
Net income/(expenditure) for the year/ Net movement in funds		43,340	(48,680)	(5,340)	(47,880)
Fund balances at 1 April 2020		<u>139,452</u>	<u>48,680</u>	<u>188,132</u>	<u>236,012</u>
Fund balances at 31 March 2021		<u>182,792</u>	<u>-</u>	<u>182,792</u>	<u>188,132</u>

The statement of financial activities includes all gains and losses recognised in the year.

All income and expenditure derive from continuing activities.

The statement of financial activities also complies with the requirements for an income and expenditure account under the Companies Act 2006.

NATIONAL BIODIVERSITY NETWORK TRUST

STATEMENT OF FINANCIAL ACTIVITIES (CONTINUED) INCLUDING INCOME AND EXPENDITURE ACCOUNT

FOR THE YEAR ENDED 31 MARCH 2021

Prior financial year

		Unrestricted funds 2020 £	Restricted funds 2020 £	Total 2020 £
	Notes			
<u>Income and endowments from:</u>				
Donations and legacies	3	210,797	197,982	408,779
Investments	4	1,800	-	1,800
Other income	5	18,329	-	18,329
Total income		<u>230,926</u>	<u>197,982</u>	<u>428,908</u>
<u>Expenditure on:</u>				
Raising funds	6	<u>332</u>	<u>-</u>	<u>332</u>
Charitable activities	7	<u>231,692</u>	<u>244,764</u>	<u>476,456</u>
Total resources expended		<u>232,024</u>	<u>244,764</u>	<u>476,788</u>
Net incoming/(outgoing) resources before transfers		(1,098)	(46,782)	(47,880)
Gross transfers between funds		<u>(908)</u>	<u>908</u>	<u>-</u>
Net income/(expenditure) for the year/ Net movement in funds		(2,006)	(45,874)	(47,880)
Fund balances at 1 April 2019		<u>141,458</u>	<u>94,554</u>	<u>236,012</u>
Fund balances at 31 March 2020		<u><u>139,452</u></u>	<u><u>48,680</u></u>	<u><u>188,132</u></u>

The statement of financial activities includes all gains and losses recognised in the year.

All income and expenditure derive from continuing activities.

The statement of financial activities also complies with the requirements for an income and expenditure account under the Companies Act 2006.

NATIONAL BIODIVERSITY NETWORK TRUST

BALANCE SHEET

AS AT 31 MARCH 2021

	Notes	2021 £	£	2020 £	£
Fixed assets					
Tangible assets	13		987		2,338
Investments	14		2		2
			<u>989</u>		<u>2,340</u>
Current assets					
Debtors	15	8,118		11,507	
Cash at bank and in hand		209,554		203,798	
		<u>217,672</u>		<u>215,305</u>	
Creditors: amounts falling due within one year	16	(35,869)		(29,513)	
Net current assets			181,803		185,792
Total assets less current liabilities			<u>182,792</u>		<u>188,132</u>
Income funds					
Restricted funds	18		-		48,680
Unrestricted funds			182,792		139,452
			<u>182,792</u>		<u>188,132</u>

The company is entitled to the exemption from the audit requirement contained in section 477 of the Companies Act 2006, for the year ended 31 March 2021.

The directors acknowledge their responsibilities for complying with the requirements of the Companies Act 2006 with respect to accounting records and the preparation of financial statements.

The members have not required the company to obtain an audit of its financial statements for the year in question in accordance with section 476.

These financial statements have been prepared in accordance with the provisions applicable to companies subject to the small companies regime.

The financial statements were approved by the Trustees on

.....
Mr N Hodges (Chairman)
Trustee

Company Registration No. 03963387

NATIONAL BIODIVERSITY NETWORK TRUST

NOTES TO THE FINANCIAL STATEMENTS

FOR THE YEAR ENDED 31 MARCH 2021

1 Accounting policies

Charity information

National Biodiversity Network Trust is a private company limited by guarantee incorporated in England and Wales. The registered office is Unit F, 14-18 St Mary's Gate, Lace Market, Nottingham, NG1 1PF.

1.1 Accounting convention

The accounts have been prepared in accordance with the charity's governing document, the Companies Act 2006 and "Accounting and Reporting by Charities: Statement of Recommended Practice applicable to charities preparing their accounts in accordance with the Financial Reporting Standard applicable in the UK and Republic of Ireland (FRS 102)" (as amended for accounting periods commencing from 1 January 2016). The charity is a Public Benefit Entity as defined by FRS 102.

The charity has taken advantage of the provisions in the SORP for charities applying FRS 102 Update Bulletin 1 not to prepare a Statement of Cash Flows.

The financial statements are prepared in sterling, which is the functional currency of the charity. Monetary amounts in these financial statements are rounded to the nearest £.

The financial statements have been prepared under the historical cost convention. The principal accounting policies adopted are set out below.

1.2 Going concern

At the time of approving the financial statements, the trustees have a reasonable expectation that the charity has adequate resources to continue in operational existence for the foreseeable future. Thus the trustees continue to adopt the going concern basis of accounting in preparing the financial statements.

1.3 Charitable funds

Unrestricted funds are available for use at the discretion of the trustees in furtherance of their charitable objectives.

Restricted funds are subject to specific conditions by donors as to how they may be used. The purposes and uses of the restricted funds are set out in the notes to the financial statements.

Endowment funds are subject to specific conditions by donors that the capital must be maintained by the charity.

1.4 Income

All income is included in the statement of financial activities when the charity is entitled to the income, any performance related conditions attached have been met or are fully within the control of the charity, the income is considered probable and the amount can be quantified with reasonable accuracy. The following specific policies are applied to particular categories of income:

Donations and legacy income is received by way of donations, grants and gifts and is included in full in the statement of financial activities when receivable. Grants, where entitlement is not conditional on the delivery of a specific performance by the charity, are recognised when the charity becomes unconditionally entitled to the grant.

Donated services and facilities are included at the value to the charity, being the amount the charity would have been willing to pay to obtain services or facilities of equivalent economic benefit on the open market.

NATIONAL BIODIVERSITY NETWORK TRUST

NOTES TO THE FINANCIAL STATEMENTS (CONTINUED)

FOR THE YEAR ENDED 31 MARCH 2021

1 Accounting policies

(Continued)

Investment income is included when receivable.

Income from grants, where related to performance and specific deliverables, are accounted for as the charity earns the right to consideration by its performance.

1.5 Expenditure

Expenditure is recognised on an accruals basis as a liability is incurred. Expenditure includes any VAT which cannot be fully recovered, and is reported as part of the expenditure to which it relates:

Charitable expenditure comprises those costs incurred by the charity in the delivery of its activities and services for its beneficiaries. It includes both costs that can be allocated directly to such activities and those costs of an indirect nature necessary to support them.

All costs are allocated between the expenditure categories of the sofa on a basis designed to reflect the use of the resource. Costs relating to a particular activity are allocated directly, others are apportioned on an appropriate basis, as set out in the notes to the accounts.

1.6 Tangible fixed assets

Tangible fixed assets are initially measured at cost and subsequently measured at cost or valuation, net of depreciation and any impairment losses.

Depreciation is recognised so as to write off the cost or valuation of assets less their residual values over their useful lives on the following bases:

Fixtures and fittings	two years straight line
-----------------------	-------------------------

The gain or loss arising on the disposal of an asset is determined as the difference between the sale proceeds and the carrying value of the asset, and is recognised in net income/(expenditure) for the year.

1.7 Fixed asset investments

Fixed asset investments are initially measured at transaction price excluding transaction costs, and are subsequently measured at fair value at each reporting date. Changes in fair value are recognised in net income/(expenditure) for the year. Transaction costs are expensed as incurred.

A subsidiary is an entity controlled by the charity. Control is the power to govern the financial and operating policies of the entity so as to obtain benefits from its activities.

1.8 Impairment of fixed assets

At each reporting end date, the charity reviews the carrying amounts of its tangible assets to determine whether there is any indication that those assets have suffered an impairment loss. If any such indication exists, the recoverable amount of the asset is estimated in order to determine the extent of the impairment loss (if any).

1.9 Cash and cash equivalents

Cash and cash equivalents include cash in hand, deposits held at call with banks, other short-term liquid investments with original maturities of three months or less, and bank overdrafts. Bank overdrafts are shown within borrowings in current liabilities.

NATIONAL BIODIVERSITY NETWORK TRUST

NOTES TO THE FINANCIAL STATEMENTS (CONTINUED)

FOR THE YEAR ENDED 31 MARCH 2021

1 Accounting policies

(Continued)

1.10 Financial instruments

The charity has elected to apply the provisions of Section 11 'Basic Financial Instruments' and Section 12 'Other Financial Instruments Issues' of FRS 102 to all of its financial instruments.

Financial instruments are recognised in the charity's balance sheet when the charity becomes party to the contractual provisions of the instrument.

Financial assets and liabilities are offset, with the net amounts presented in the financial statements, when there is a legally enforceable right to set off the recognised amounts and there is an intention to settle on a net basis or to realise the asset and settle the liability simultaneously.

Basic financial assets

Basic financial assets, which include debtors and cash and bank balances, are initially measured at transaction price including transaction costs and are subsequently carried at amortised cost using the effective interest method unless the arrangement constitutes a financing transaction, where the transaction is measured at the present value of the future receipts discounted at a market rate of interest. Financial assets classified as receivable within one year are not amortised.

Basic financial liabilities

Basic financial liabilities, including creditors and bank loans are initially recognised at transaction price unless the arrangement constitutes a financing transaction, where the debt instrument is measured at the present value of the future payments discounted at a market rate of interest. Financial liabilities classified as payable within one year are not amortised.

Debt instruments are subsequently carried at amortised cost, using the effective interest rate method.

Trade creditors are obligations to pay for goods or services that have been acquired in the ordinary course of operations from suppliers. Amounts payable are classified as current liabilities if payment is due within one year or less. If not, they are presented as non-current liabilities. Trade creditors are recognised initially at transaction price and subsequently measured at amortised cost using the effective interest method.

Derecognition of financial liabilities

Financial liabilities are derecognised when the charity's contractual obligations expire or are discharged or cancelled.

1.11 Taxation

The charity is exempt from tax on income and gains falling within section 505 of the Taxes Act 1988 or section 252 of the Taxation of Chargeable Gains Act 1992 to the extent that these applied to its charitable objects.

1.12 Employee benefits

The cost of any unused holiday entitlement is recognised in the period in which the employee's services are received.

Termination benefits are recognised immediately as an expense when the charity is demonstrably committed to terminate the employment of an employee or to provide termination benefits.

1.13 Pension costs

The charity operates a defined contribution pension scheme for employees. The assets of the scheme are held separately from those of the charitable company. The annual contributions payable are charged to the statement of financial activities.

NATIONAL BIODIVERSITY NETWORK TRUST

NOTES TO THE FINANCIAL STATEMENTS (CONTINUED)

FOR THE YEAR ENDED 31 MARCH 2021

2 Critical accounting estimates and judgements

In the application of the charity's accounting policies, the trustees are required to make judgements, estimates and assumptions about the carrying amount of assets and liabilities that are not readily apparent from other sources. The estimates and associated assumptions are based on historical experience and other factors that are considered to be relevant. Actual results may differ from these estimates.

The estimates and underlying assumptions are reviewed on an ongoing basis. Revisions to accounting estimates are recognised in the period in which the estimate is revised where the revision affects only that period, or in the period of the revision and future periods where the revision affects both current and future periods.

3 Donations and legacies

	Unrestricted funds	Restricted funds	Total	Unrestricted funds	Restricted funds	Total
	2021	2021	2021	2020	2020	2020
	£	£	£	£	£	£
Donations and gifts	1,742	-	1,742	3,639	-	3,639
Grants receivable	147,500	102,237	249,737	41,450	197,982	239,432
Subscriptions	156,272	-	156,272	165,708	-	165,708
	<u>305,514</u>	<u>102,237</u>	<u>407,751</u>	<u>210,797</u>	<u>197,982</u>	<u>408,779</u>
Grants receivable for core activities						
Natural England	-	56,500	56,500	-	55,000	55,000
Scottish Natural Heritage	-	20,000	20,000	-	20,000	20,000
Natural Resources Wales & Welsh Government	-	4,990	4,990	-	4,990	4,990
National Museums Northern Ireland	-	15,000	15,000	-	15,000	15,000
Manx National Heritage	-	1,716	1,716	-	1,716	1,716
NBN Atlas - Other Portal Development	-	4,031	4,031	-	1,710	1,710
Heritage Lottery Fund	-	-	-	-	76,200	76,200
Esmée Fairbairn Foundation	147,500	-	147,500	41,450	-	41,450
Scottish Natural Heritage - SBIF Development Officer	-	-	-	-	23,366	23,366
	<u>147,500</u>	<u>102,237</u>	<u>249,737</u>	<u>41,450</u>	<u>197,982</u>	<u>239,432</u>

NATIONAL BIODIVERSITY NETWORK TRUST

NOTES TO THE FINANCIAL STATEMENTS (CONTINUED) FOR THE YEAR ENDED 31 MARCH 2021

4 Investments

	Unrestricted funds	Unrestricted funds
	2021 £	2020 £
Interest receivable	1,539	1,800

5 Other income

	Unrestricted funds	Unrestricted funds
	2021 £	2020 £
Other income	1,608	1,491
Donated services and facilities	180	2,640
Conference income	5,500	14,198
Project income	7,997	-
	15,285	18,329

6 Raising funds

	Unrestricted funds	Unrestricted funds
	2021 £	2020 £
<u>Fundraising and publicity</u>		
Weather lottery costs	243	248
Other fundraising costs	847	84
Fundraising and publicity	1,090	332
	1,090	332

NATIONAL BIODIVERSITY NETWORK TRUST

NOTES TO THE FINANCIAL STATEMENTS (CONTINUED) FOR THE YEAR ENDED 31 MARCH 2021

7 Charitable activities

	2021 £	2020 £
Donated services and facilities	180	2,640
Project costs	159,775	142,216
Website development	1,604	2,443
NBN Atlas Project	98,471	102,064
	<u>260,030</u>	<u>249,363</u>
Share of support costs (see note 8)	157,947	217,019
Share of governance costs (see note 8)	10,848	10,074
	<u>428,825</u>	<u>476,456</u>
Analysis by fund		
Unrestricted funds	281,674	231,692
Restricted funds	147,151	244,764
	<u>428,825</u>	<u>476,456</u>

NATIONAL BIODIVERSITY NETWORK TRUST

NOTES TO THE FINANCIAL STATEMENTS (CONTINUED)

FOR THE YEAR ENDED 31 MARCH 2021

8 Support costs

	Support costs £	Governance costs £	2021 £	Support costs £	Governance costs £	2020 £
Staff costs	135,207	-	135,207	166,940	-	166,940
Depreciation	3,324	-	3,324	2,446	-	2,446
Premises	8,099	-	8,099	9,385	-	9,385
Insurance	1,265	-	1,265	1,256	-	1,256
Travelling expenses	133	-	133	10,929	-	10,929
Communications & IT	6,857	-	6,857	8,008	-	8,008
Postage, printing & stationery	1,648	-	1,648	3,339	-	3,339
Meeting & conference costs	562	-	562	13,614	-	13,614
Finance costs	852	-	852	1,102	-	1,102
Legal and professional	-	5,475	5,475	-	2,985	2,985
Accountancy	-	1,493	1,493	-	906	906
Auditors remuneration	-	3,402	3,402	-	3,642	3,642
Trustees expenses	-	478	478	-	2,049	2,049
Board meeting expenses	-	-	-	-	492	492
	<u>157,947</u>	<u>10,848</u>	<u>168,795</u>	<u>217,019</u>	<u>10,074</u>	<u>227,093</u>
Analysed between						
Charitable activities	<u>157,947</u>	<u>10,848</u>	<u>168,795</u>	<u>217,019</u>	<u>10,074</u>	<u>227,093</u>

Governance costs includes payments to the examiners of £2,100 (2020- £2,100) for examination fees.

9 Net movement in funds

	2021 £	2020 £
Net movement in funds is stated after charging/(crediting)		
Depreciation of owned tangible fixed assets	<u>3,324</u>	<u>2,446</u>

10 Trustees

None of the trustees (or any persons connected with them) received any remuneration from the charity during the year.

During the year, no expenses was reimbursed to trustees (2020: expenses totalling £1,238 was reimbursed to five trustees).

NATIONAL BIODIVERSITY NETWORK TRUST

NOTES TO THE FINANCIAL STATEMENTS (CONTINUED) FOR THE YEAR ENDED 31 MARCH 2021

11 Employees

Number of employees

The average monthly number of employees during the year was:

	2021 Number	2020 Number
Management	2	2
Technical	2	2
Officers	6	7
	<u>10</u>	<u>11</u>

Employment costs

	2021 £	2020 £
Wages and salaries	256,886	269,797
Social security costs	23,829	24,426
Other pension costs	17,739	18,294
	<u>298,454</u>	<u>312,517</u>

Remuneration of key management personnel

The remuneration of key management personnel is as follows:

Aggregate compensation	<u>55,164</u>	<u>60,002</u>
------------------------	---------------	---------------

There were no employees whose annual remuneration was £60,000 or more.

12 Donated services and facilities

The Trust currently receives donated services, mainly in the form of meeting rooms provided free of charge. Due to the COVID pandemic, all face to face meetings were held virtually during the 20-21 financial year and as such no figures have been included here. The figures included in past years relating to unclaimed Trustee travel meetings is also not required during this reporting period.

NATIONAL BIODIVERSITY NETWORK TRUST

NOTES TO THE FINANCIAL STATEMENTS (CONTINUED) FOR THE YEAR ENDED 31 MARCH 2021

13 Tangible fixed assets

	Fixtures and fittings £
Cost	
At 1 April 2020	21,009
Additions	1,973
	<u>22,982</u>
At 31 March 2021	<u>22,982</u>
Depreciation and impairment	
At 1 April 2020	18,671
Depreciation charged in the year	3,324
	<u>21,995</u>
At 31 March 2021	<u>21,995</u>
Carrying amount	
At 31 March 2021	987
	<u>2,338</u>
At 31 March 2020	<u>2,338</u>

14 Fixed asset investments

	Other investments
Cost or valuation	
At 1 April 2020 & 31 March 2021	2
	<u>2</u>
Carrying amount	
At 31 March 2021	2
	<u>2</u>
At 31 March 2020	<u>2</u>

	Notes	2021 £	2020 £
Other investments comprise:			
Investments in subsidiaries	23	2	2
		<u>2</u>	<u>2</u>

NATIONAL BIODIVERSITY NETWORK TRUST

NOTES TO THE FINANCIAL STATEMENTS (CONTINUED) FOR THE YEAR ENDED 31 MARCH 2021

15 Debtors

	2021	2020
	£	£
Amounts falling due within one year:		
Trade debtors	6,177	7,486
Other debtors	41	45
Prepayments and accrued income	1,900	3,976
	<u>8,118</u>	<u>11,507</u>

16 Creditors: amounts falling due within one year

	2021	2020
	£	£
Other taxation and social security	4,633	6,718
Trade creditors	-	1,087
Other creditors	2,585	3,136
Accruals and deferred income	28,651	18,572
	<u>35,869</u>	<u>29,513</u>

17 Retirement benefit schemes

The charity operates a defined contribution pension scheme for all qualifying employees. The assets of the scheme are held separately from those of the charity in an independently administered fund.

The charge to profit or loss in respect of defined contribution schemes was £17,739 (2020: £18,294).

NATIONAL BIODIVERSITY NETWORK TRUST

NOTES TO THE FINANCIAL STATEMENTS (CONTINUED)

FOR THE YEAR ENDED 31 MARCH 2021

18 Restricted funds

The income funds of the charity include restricted funds comprising the following unexpended balances of donations and grants held on trust for specific purposes:

	Movement in funds					Movement in funds			
	Balance at 1 April 2019	Incoming resources	Resources expended	Transfers	Balance at 1 April 2020	Incoming resources	Resources expended	Transfers	Balance at 31 March 2021
	£	£	£	£	£	£	£	£	£
NBN Atlas Project	-	98,416	(102,064)	3,648	-	102,237	(98,471)	(3,766)	-
SBIF Development Officer	-	23,366	(20,626)	(2,740)	-	-	-	-	-
Resilience Fund	94,554	76,200	(122,074)	-	48,680	-	(48,680)	-	-
	<u>94,554</u>	<u>197,982</u>	<u>(244,764)</u>	<u>908</u>	<u>48,680</u>	<u>102,237</u>	<u>(147,151)</u>	<u>(3,766)</u>	<u>-</u>

NBN Atlas Project

These figures relate to contributions from the respective countries to the annual running costs of the NBN Atlas (see expanded list on page 15).

SBIF Development Officer

The SBIF Development Officer post was fully funded by SNH for the period from April 2019 to March 2020.

Resilience Fund

The NBN Trust was awarded a total of £190,500 from the Heritage Lottery fund in February 2019. This grant is to be used for building resilience and sustainability from the NBN Trust. A large proportion of the funding received in 18-19 was expended in 19-20. The carry over amount of £48,680 from 19-20 has been fully expended in the 20-21 financial year.

NATIONAL BIODIVERSITY NETWORK TRUST

NOTES TO THE FINANCIAL STATEMENTS (CONTINUED)

FOR THE YEAR ENDED 31 MARCH 2021

19 Analysis of net assets between funds

	Unrestricted funds 2021 £	Restricted funds 2021 £	Total 2021 £	Unrestricted funds 2020 £	Restricted funds 2020 £	Total 2020 £
Fund balances at 31 March 2021 are represented by:						
Tangible assets	987	-	987	2,338	-	2,338
Investments	2	-	2	2	-	2
Current assets/ (liabilities)	181,803	-	181,803	137,112	48,680	185,792
	<u>182,792</u>	<u>-</u>	<u>182,792</u>	<u>139,452</u>	<u>48,680</u>	<u>188,132</u>

20 Operating lease commitments

At the reporting end date the charity had outstanding commitments for future minimum lease payments under non-cancellable operating leases, which fall due as follows:

	2021 £	2020 £
Between two and five years	<u>15,500</u>	<u>21,500</u>

Lease payments recognised as an expense during the year amounted to £6,000 (2019: £6,000).

21 Related party transactions

The Trustees believe there is no controlling party of the charitable company.

BioD Services Limited is a 100% subsidiary of National Biodiversity Network Trust. It is a company limited by shares incorporated in England and Wales, company number 04178674.

During the year, company expenses were paid by BioD Services Limited amounting to £nil (2020: £nil). As at 31 March 2021 a balance of £4 (2020: £4) remained outstanding to BioD Services Limited and is included within other creditors.

22 Company limited by guarantee

National Biodiversity Network Trust is a company limited by guarantee and accordingly does not have a share capital. There were 7 members of the company at the year end (2020: 9 members). Every member promises, if the charitable company is dissolved while he or she remains a member or within 12 months afterwards, to pay up to £10 towards the cost of dissolution and the liabilities incurred by the Charity while the contributor was a member.

NATIONAL BIODIVERSITY NETWORK TRUST

NOTES TO THE FINANCIAL STATEMENTS (CONTINUED) FOR THE YEAR ENDED 31 MARCH 2021

23 Subsidiaries

These financial statements are separate charity financial statements for National Biodiversity Network Trust.

Details of the charity's subsidiaries at 31 March 2021 are as follows:

Name of undertaking	Registered office	Nature of business	Class of shares held	% Held	
				Direct	Indirect
BioD Services Limited	United Kingdom	Project management	Ordinary shares	100.00	

24 Recorder 6 Consortium

The NBN Trust is the agent for the Recorder 6 consortium.

During the year income totalling £8,825 (2020: £10,600) was received in respect of software licences and bank fees totalling £86 (2020: £85) have been incurred.

At 31 March 2021 the balance owing to the Recorder 6 consortium was £21,089 (2020: £10,515).