

REGISTERED CHARITY NUMBER: 1134149

**Report of the Trustees and
Unaudited Financial Statements for the Year Ended 31 December 2017
for
THE PAROCHIAL CHURCH COUNCIL EPSOM**

Tudor John LLP
Nightingale House
46-48 East Street
Epsom
Surrey
KT17 1HQ

THE PAROCHIAL CHURCH COUNCIL EPSOM

Contents of the Financial Statements for the year ended 31 December 2017

	Page
Report of the Trustees	1 to 2
Independent Examiner's Report	3
Statement of Financial Activities	4
Balance Sheet	5
Notes to the Financial Statements	6 to 15
Detailed Statement of Financial Activities	16 to 17

THE PAROCHIAL CHURCH COUNCIL EPSOM

Report of the Trustees for the year ended 31 December 2017

The trustees present their report with the financial statements of the charity for the year ended 31 December 2017. The trustees have adopted the provisions of Accounting and Reporting by Charities: Statement of Recommended Practice applicable to charities preparing their accounts in accordance with the Financial Reporting Standard applicable in the UK and Republic of Ireland (FRS 102) (effective 1 January 2015).

STRUCTURE, GOVERNANCE AND MANAGEMENT

Governing document

The charity is controlled by its governing document, a deed of trust, and constitutes an unincorporated charity.

REFERENCE AND ADMINISTRATIVE DETAILS

Registered Charity number

1134149

Principal address

Church Street
Epsom
Surrey
KT17 4PX

Trustees

The Revd C N Parish	
Dr J H Wilson	- resigned 1.4.17
J A Roll-Pickering	
D G Holmes	- resigned 1.4.17
Mrs J Brooker	
Mrs A Aronson	
Mrs R Foxcroft	
Dr J F Flower	
Mrs M E Suatt	
Mrs L I Blackwell	
L Impey	
Mrs N Johnson-Hyde	
Mrs S M M Jeffery	
P Hinksman	- resigned 1.4.17
D Eggett	
Miss J Mitchell	
C Hancock	- resigned 31.7.17
R Deavin	- appointed 1.4.17
Ms M Dixon	
J Penfold	- appointed 1.4.17
O Madgwick	- appointed 1.5.17

Independent examiner

Hazel Day
ICAEW
Tudor John LLP
Nightingale House
46-48 East Street
Epsom
Surrey
KT17 1HQ

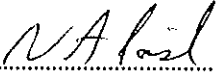
Bankers

Natwest Bank Plc. 115 High Street, Epsom, Surrey, KT19 8DX
CAF Bank Ltd, 25 Kings Hill Avenue, Kings Hill, West Malling, Kent, ME19 4JQ

THE PAROCHIAL CHURCH COUNCIL EPSOM

**Report of the Trustees
for the year ended 31 December 2017**

Approved by order of the board of trustees on and signed on its behalf by:



.....
The Revd C N Parish - Trustee

**Independent Examiner's Report to the Trustees of
The Parochial Church Council Epsom**

Independent examiner's report to the trustees of The Parochial Church Council Epsom

I report to the charity trustees on my examination of the accounts of the The Parochial Church Council Epsom (the Trust) for the year ended 31 December 2017.

Responsibilities and basis of report

As the charity trustees of the Trust you are responsible for the preparation of the accounts in accordance with the requirements of the Charities Act 2011 ('the Act').

I report in respect of my examination of the Trust's accounts carried out under section 145 of the Act and in carrying out my examination I have followed all applicable Directions given by the Charity Commission under section 145(5)(b) of the Act.

Independent examiner's statement

Since your charity's gross income exceeded £250,000 your examiner must be a member of a listed body. I can confirm that I am qualified to undertake the examination because I am a registered member of ICAEW which is one of the listed bodies

I have completed my examination. I confirm that no material matters have come to my attention in connection with the examination giving me cause to believe that in any material respect:

1. accounting records were not kept in respect of the Trust as required by section 130 of the Act; or
2. the accounts do not accord with those records; or
3. the accounts do not comply with the applicable requirements concerning the form and content of accounts set out in the Charities (Accounts and Reports) Regulations 2008 other than any requirement that the accounts give a true and fair view which is not a matter considered as part of an independent examination.

I confirm that there are no other matters to which your attention should be drawn to enable a proper understanding of the accounts to be reached.



Hazel Day
ICAEW
Tudor John LLP
Nightingale House
46-48 East Street
Epsom
Surrey
KT17 1HQ

Date: 08th June 2018

THE PAROCHIAL CHURCH COUNCIL EPSOM

Statement of Financial Activities for the year ended 31 December 2017

	Notes	Unrestricted funds £	Restricted funds £	2017 Total funds £	2016 Total funds £
INCOME AND ENDOWMENTS FROM					
Donations and legacies		565,068	3,111	568,179	115,442
Charitable activities					
Income from Charitable and ancillary activity		137,206	2,917	140,123	135,876
Investment income	2	17,998	5,712	23,710	23,242
Other income		922	-	922	1,082
Total		721,194	11,740	732,934	275,642
EXPENDITURE ON					
Charitable activities					
Missions Giving		15,302	-	15,302	11,427
Activities directly relating to the work of the church		227,543	4,961	232,504	277,625
Church Management and administration		67,665	-	67,665	68,993
Income from Charitable and ancillary activity		3,133	-	3,133	-
Total		313,643	4,961	318,604	358,045
Net gains/(losses) on investments		35,428	11,227	46,655	69,972
NET INCOME/(EXPENDITURE)		442,979	18,006	460,985	(12,431)
Transfers between funds	11	813	(813)	-	-
Net movement in funds		443,792	17,193	460,985	(12,431)
RECONCILIATION OF FUNDS					
Total funds brought forward		993,559	222,438	1,215,997	1,228,428
TOTAL FUNDS CARRIED FORWARD		1,437,351	239,631	1,676,982	1,215,997

CONTINUING OPERATIONS

All income and expenditure has arisen from continuing activities.


The notes form part of these financial statements


THE PAROCHIAL CHURCH COUNCIL EPSOM

Balance Sheet At 31 December 2017

	Notes	Unrestricted funds £	Restricted funds £	2017 Total funds £	2016 Total funds £
FIXED ASSETS					
Tangible assets	6	455,440	-	455,440	456,084
Investments	7	507,514	174,694	682,208	635,555
		<u>962,954</u>	<u>174,694</u>	<u>1,137,648</u>	<u>1,091,639</u>
CURRENT ASSETS					
Stocks	8	614	-	614	661
Debtors	9	13,818	-	13,818	16,355
Cash at bank and in hand		624,683	64,937	689,620	324,724
		<u>639,115</u>	<u>64,937</u>	<u>704,052</u>	<u>341,740</u>
CREDITORS					
Amounts falling due within one year	10	(164,718)	-	(164,718)	(217,382)
NET CURRENT ASSETS		<u>474,397</u>	<u>64,937</u>	<u>539,334</u>	<u>124,358</u>
TOTAL ASSETS LESS CURRENT LIABILITIES		<u>1,437,351</u>	<u>239,631</u>	<u>1,676,982</u>	<u>1,215,997</u>
NET ASSETS		<u>1,437,351</u>	<u>239,631</u>	<u>1,676,982</u>	<u>1,215,997</u>
FUNDS	11				
Unrestricted funds				1,437,351	993,559
Restricted funds				239,631	222,438
TOTAL FUNDS				<u>1,676,982</u>	<u>1,215,997</u>

The financial statements were approved by the Board of Trustees on and were signed on its behalf by:


D Eggett - Trustee


Mrs A Aronson - Trustee

The notes form part of these financial statements

THE PAROCHIAL CHURCH COUNCIL EPSOM

Notes to the Financial Statements for the year ended 31 December 2017

1. ACCOUNTING POLICIES

STATEMENT OF COMPLIANCE

These financial statements have been prepared in compliance with SORP (FRS 102) and the financial standards applicable in the UK and Republic of Ireland.

The charity has taken advantage of the following disclosure exemption in preparing these financial statements, as permitted by FRS 102 'The Financial Reporting Standard applicable in the UK and Republic of Ireland':

- the requirements of Section 7 Statement of Cash Flows.

INCOME

INCOME RECOGNITION

All income is recognised in the Statement of Financial Activities once the Church has a contractual or other right to the funds, it is probable that the income will be received and the amount can be measured reliably. Income with conditions attached to its receipts is recognised when the church has fulfilled those conditions.

INCOMING RESOURCES

Collection and planned giving under gift aid are recognised when received. Income tax recoverable on Gift Aid is recognised when it is claimable. Grants legacies are accounted for as soon as the PCC is notified of its agreed legal entitlement. Parochial fees from weddings and funerals are accounted for net of associated payments to the organist, vergers and others.

DEFERRED INCOME

Income received which is contractually or otherwise not expendable until a future period is deferred. Voluntary income received by way of donations and gifts is included in full when received.

EXPENDITURE

Expenditure is accounted for on an accruals basis and has been classified under headings that aggregate all cost related to the category. Where costs cannot be directly attributed to particular headings they have been allocated to activities on a basis consistent with the use of resources.

RESOURCES USED

Missionary giving and donations by the PCC are accounted for when paid over, or when awarded, if that award creates a binding obligation of the PCC. The Parish share, payable to the Diocese, is accounted for when due.

GOVERNANCE COSTS

These are costs associated with the governance arrangements of the church which relate to the general running of the church as opposed to those costs associated with fundraising or charitable activity and are costs associated with constitutional and statutory requirements such as Examiner's Fees.

THE PAROCHIAL CHURCH COUNCIL EPSOM

Notes to the Financial Statements - continued for the year ended 31 December 2017

1. ACCOUNTING POLICIES - continued

TANGIBLE FIXED ASSETS

CONSECRATED PROPERTY AND MOVEABLE CHURCH FURNISHINGS

Consecrated and beneficed property of any kind is excluded from the accounts by S.96 (2) (c) of the Charities Act 1993. No value is placed on movable church furnishings held by the PCC and which require a faculty for disposal since the PCC considers this to be inalienable property. All expenditure on consecrated buildings and moveable church furnishings is written off as incurred.

PROPERTY AT VALUATION

This consists of the clergy house in Worple Road which was valued informally in 2005 at £375,000, in consultation with a local estate agent.

PROPERTY AT COST

Income is received from Church House which is used as a Community Hall and Parish Office and is a functional property used by the Parish. The cost of these Premises is unknown and it is held at nil cost. The Cost of Improvements is shown in the Balance Sheet and depreciated over the estimated economic life of those improvements. The estimated life is 25 years.

OTHER PROPERTIES

A further property is St John's Church Road, this has no cost in the Balance Sheet as it was a consecrated property. Rental income is received and is shown in the Statement of Financial Activities.

The cost of Valuation is in excess of any benefit which might arise from such a Valuation.

EQUIPMENT

Office Equipment is stated at cost less depreciation. Depreciation is provided at the following annual rates in order to write off each asset over its estimated useful life.

Computers being part of a Network - 50% on cost per annum

Other office equipment - 33% on cost per annum

Piano and associated equipment - Piano 4% p.a. however some equipment at 10% and 20% rates.

Other items of equipment and furniture are only capitalised where their purchase price exceeds £1,000. All Software is written off in the year of acquisition.

STOCKS

Stocks are valued at the lower of cost and net realisable value, after making due allowance for obsolete and slow moving items.

TAXATION

The Church does not trade or undertake non-charitable activities and has been granted tax exempted by HMRC.

FUND ACCOUNTING

UNRESTRICTED FUNDS

Unrestricted funds represent the funds of the PCC that are not subject to any restrictions regarding their use and are available for the general purposes of the PCC.

DESIGNATED FUNDS

These are General funds which the PCC has decided to earmark for a specific purpose, it can decide to amend these designations at any time.

RESTRICTED FUNDS

Restricted funds are to be used for specified purposes as laid down by the Donor. Direct and support expenditure which meets these criteria is identified to the fund together with a fair allocation of other costs.

THE PAROCHIAL CHURCH COUNCIL EPSOM

Notes to the Financial Statements - continued for the year ended 31 December 2017

1. ACCOUNTING POLICIES - continued

PENSION COSTS AND OTHER POST-RETIREMENT BENEFITS

The charity operates a defined contribution pension scheme. Contributions payable to the charity's pension scheme are charged to the Statement of Financial Activities in the period to which they relate.

VOLUNTEERS CONTRIBUTION

No financial benefit has been reflected in these financial statements in respect of the time and effort, freely given by many members of St Martin's and St Stephen's Churches, involved in the running and administration of church activities.

CURRENT ASSETS

DEBTORS AND PREPAYMENTS

Amounts owing to the PCC at 31st December in respect of fees, rents, tax refund or other income are shown as debtors.

CASH RESOURCES

Short term deposits consist of cash held with the Central Board Finance of the Church of England which is repayable on demand.

CASH AT BANK

This includes monies held at CAF Bank in Deposit Account repayable on demand which receives interest at the current day to day rates. Current Account monies consist of funds at Natwest Bank Plc and also monies held for the Appeal fund at CAF Bank in a CAF Cash Account. Cash in hand is also included in this heading.

2. INVESTMENT INCOME

	2017	2016
	£	£
Other fixed asset invest - FII	23,074	22,034
Deposit account interest	636	1,208
	<u>23,710</u>	<u>23,242</u>

3. TRUSTEES' REMUNERATION AND BENEFITS

There were no trustees' remuneration or other benefits for the year ended 31 December 2017 nor for the year ended 31 December 2016 .

TRUSTEES' EXPENSES

There were no trustees' expenses paid for the year ended 31 December 2017 nor for the year ended 31 December 2016 .

THE PAROCHIAL CHURCH COUNCIL EPSOM

Notes to the Financial Statements - continued for the year ended 31 December 2017

4. STAFF COSTS

	2017 £	2016 £
Wages and salaries	60,325	53,614
Social security costs	4,522	3,053
Other pension costs	369	68
	<u>65,216</u>	<u>56,735</u>

The average monthly number of employees during the year was as follows:

2017	2016
<u>3</u>	<u>3</u>

No employees received emoluments in excess of £60,000.

The above includes payments for the Verger and for Secretarial support.

The honorariums for the Choirmaster and Organist are included under costs for Choir and Music.

5. COMPARATIVES FOR THE STATEMENT OF FINANCIAL ACTIVITIES

	Unrestricted funds £	Restricted funds £	Total funds £
INCOME AND ENDOWMENTS FROM			
Donations and legacies	114,275	1,167	115,442
Charitable activities			
Income from Charitable and ancillary activity	135,876	-	135,876
Investment income	17,715	5,527	23,242
Other income	1,082	-	1,082
Total	<u>268,948</u>	<u>6,694</u>	<u>275,642</u>
EXPENDITURE ON			
Charitable activities			
Missions Giving	11,427	-	11,427
Activities directly relating to the work of the church	277,049	576	277,625
Church Management and administration	68,993	-	68,993
Total	<u>357,469</u>	<u>576</u>	<u>358,045</u>
Net gains/(losses) on investments	<u>46,848</u>	<u>23,124</u>	<u>69,972</u>
NET INCOME/(EXPENDITURE)	<u>(41,673)</u>	<u>29,242</u>	<u>(12,431)</u>
Transfers between funds	<u>6,526</u>	<u>(6,526)</u>	<u>-</u>
Net movement in funds	<u>(35,147)</u>	<u>22,716</u>	<u>(12,431)</u>

THE PAROCHIAL CHURCH COUNCIL EPSOM

Notes to the Financial Statements - continued for the year ended 31 December 2017

5. COMPARATIVES FOR THE STATEMENT OF FINANCIAL ACTIVITIES - continued

	Unrestricted funds £	Restricted funds £	Total funds £
RECONCILIATION OF FUNDS			
Total funds brought forward	1,028,706	199,722	1,228,428
TOTAL FUNDS CARRIED FORWARD	<u>993,559</u>	<u>222,438</u>	<u>1,215,997</u>

6. TANGIBLE FIXED ASSETS

	Freehold property £	Fixtures and fittings £	Totals £
COST			
At 1 January 2017	463,523	52,145	515,668
Additions	-	4,165	4,165
At 31 December 2017	<u>463,523</u>	<u>56,310</u>	<u>519,833</u>
DEPRECIATION			
At 1 January 2017	30,090	29,494	59,584
Charge for year	3,540	1,269	4,809
At 31 December 2017	<u>33,630</u>	<u>30,763</u>	<u>64,393</u>
NET BOOK VALUE			
At 31 December 2017	<u>429,893</u>	<u>25,547</u>	<u>455,440</u>
At 31 December 2016	<u>433,433</u>	<u>22,651</u>	<u>456,084</u>

Properties at Cost includes the valuation of Worple Road of £375,000 and improvements undertaken to Church House during 2008. The improvements are being written off over their estimated useful life.

During 2012 the Church received a gift of a Grand Piano and related equipment the notional cost of which is included above in accordance with the Charities SORP.

THE PAROCHIAL CHURCH COUNCIL EPSOM

Notes to the Financial Statements - continued for the year ended 31 December 2017

7. FIXED ASSET INVESTMENTS

	Listed investments £
MARKET VALUE	
At 1 January 2017	635,554
Revaluations	46,654
	<u>682,208</u>
At 31 December 2017	
NET BOOK VALUE	
At 31 December 2017	<u>682,208</u>
At 31 December 2016	<u>635,554</u>

There were no investment assets outside the UK.

The investments consist of CBF Church of England Investment Fund Income units 13,775.51 units (13,775.51) of which are in General Funds and 2,463.05 units (2,463.05) are held in Designated funds; 2,879.24 units (2,879.24) are held in the Organ Fund and 821.02 units (821.02) are held in the Fabric Fund and 1,448.75.94 units (1,448.75) in the Choir & Organ Fund. In addition there are 101,646.56 units (72,256.81) invested in the CBF Church of England Global Equity Income Fund in General Funds and a further 23,987.01 of these units (23,987.01) in the Organ Fund. In addition 20,282.60 (20,282.60) of these units are held in Designated funds and 6,760.87 (6,760.87) in the Fabric Fund. Dividend Income in General Funds was £14,880 (2016 £9,381). Designated Fund dividend income was £2,623 (2016 £2,920), and £3,084 (2016 £3,154) in the Organ Fund. Fabric Fund Dividends amounted to £874 (2016 £894) and £1,588 (2016 £1,384) in the Choir and Organ fund.

8. STOCKS

	2017 £	2016 £
Stocks	<u>614</u>	<u>661</u>

9. DEBTORS: AMOUNTS FALLING DUE WITHIN ONE YEAR

	2017 £	2016 £
Other debtors	<u>13,818</u>	<u>16,355</u>

10. CREDITORS: AMOUNTS FALLING DUE WITHIN ONE YEAR

	2017 £	2016 £
Taxation and social security	15,742	9,067
Other creditors	<u>148,976</u>	<u>208,315</u>
	<u>164,718</u>	<u>217,382</u>

THE PAROCHIAL CHURCH COUNCIL EPSOM

**Notes to the Financial Statements - continued
for the year ended 31 December 2017**

11. MOVEMENT IN FUNDS

	At 1.1.17 £	Net movement in funds £	Transfers between funds £	At 31.12.17 £
Unrestricted funds				
St Martins General Fund	147,884	(41,957)	60,813	166,740
St Martins Investment Fund	327,520	30,102	-	357,622
St Martins Property Fund	375,000	-	-	375,000
St Stephens General Fund	28,160	887	-	29,047
Provision for Future Repairs and redecoration	114,995	7,947	(60,000)	62,942
Designated Legacy fund	-	446,000	-	446,000
	<u>993,559</u>	<u>442,979</u>	<u>813</u>	<u>1,437,351</u>
Restricted funds				
Legacy Fund	1,257	-	-	1,257
Organ Legacy	116,311	8,222	-	124,533
Fabric Legacy	43,870	2,707	-	46,577
Piano Fund	70	(70)	-	-
Recital Series	1,117	(304)	(813)	-
Memorial Garden	1,043	(363)	-	680
War Memorial Lighting	1,598	-	-	1,598
Sound Fund	2,467	-	-	2,467
Choir & Organ Legacy	53,948	7,811	-	61,759
Saint Stephens Legacy	757	3	-	760
	<u>222,438</u>	<u>18,006</u>	<u>(813)</u>	<u>239,631</u>
TOTAL FUNDS	<u>1,215,997</u>	<u>460,985</u>	<u>-</u>	<u>1,676,982</u>

THE PAROCHIAL CHURCH COUNCIL EPSOM

Notes to the Financial Statements - continued for the year ended 31 December 2017

11. MOVEMENT IN FUNDS - continued

Net movement in funds, included in the above are as follows:

	Incoming resources £	Resources expended £	Gains and losses £	Movement in funds £
Unrestricted funds				
St Martins General Fund	267,442	(309,399)	-	(41,957)
St Martins Investment Fund	(1)	-	30,103	30,102
St Stephens General Fund	5,131	(4,244)	-	887
Provision for Future Repairs and redecoration	2,622	-	5,325	7,947
Designated Legacy fund	446,000	-	-	446,000
	<u>721,194</u>	<u>(313,643)</u>	<u>35,428</u>	<u>442,979</u>
Restricted funds				
Organ Legacy	3,177	(1,207)	6,252	8,222
Fabric Legacy	932	-	1,775	2,707
Recital Series	2,917	(3,221)	-	(304)
Choir & Organ Legacy	4,611	-	3,200	7,811
Saint Stephens Legacy	3	-	-	3
Flowers	100	(100)	-	-
Piano Fund	-	(70)	-	(70)
Memorial Garden	-	(363)	-	(363)
	<u>11,740</u>	<u>(4,961)</u>	<u>11,227</u>	<u>18,006</u>
TOTAL FUNDS	<u><u>732,934</u></u>	<u><u>(318,604)</u></u>	<u><u>46,655</u></u>	<u><u>460,985</u></u>

THE PAROCHIAL CHURCH COUNCIL EPSOM

**Notes to the Financial Statements - continued
for the year ended 31 December 2017**

11. MOVEMENT IN FUNDS - continued

Comparatives for movement in funds

	At 1.1.16 £	Net movement in funds £	Transfers between funds £	At 31.12.16 £
Unrestricted Funds				
St Martins General Fund	287,030	(91,426)	(47,720)	147,884
St Martins Investment Fund	233,316	39,204	55,000	327,520
St Martins Property Fund	375,000	-	-	375,000
St Stephens General Fund	26,011	2,903	(754)	28,160
Provision for Future Repairs and redecoration	107,349	7,646	-	114,995
	<u>1,028,706</u>	<u>(41,673)</u>	<u>6,526</u>	<u>993,559</u>
Restricted Funds				
Legacy Fund	1,237	20	-	1,257
Organ Legacy	104,144	12,167	-	116,311
Fabric Legacy	40,371	3,499	-	43,870
Bell Renovation Fund	7,280	-	(7,280)	-
Piano Fund	70	-	-	70
Recital Series	1,117	-	-	1,117
Memorial Garden	1,619	(576)	-	1,043
War Memorial Lighting	500	1,098	-	1,598
Sound Fund	2,467	-	-	2,467
Choir & Organ Legacy	40,917	13,031	-	53,948
Saint Stephens Legacy	-	3	754	757
	<u>199,722</u>	<u>29,242</u>	<u>(6,526)</u>	<u>222,438</u>
TOTAL FUNDS	<u><u>1,228,428</u></u>	<u><u>(12,431)</u></u>	<u><u>-</u></u>	<u><u>1,215,997</u></u>

THE PAROCHIAL CHURCH COUNCIL EPSOM

Notes to the Financial Statements - continued for the year ended 31 December 2017

11. MOVEMENT IN FUNDS - continued

Comparative net movement in funds, included in the above are as follows:

	Incoming resources £	Resources expended £	Gains and losses £	Movement in funds £
Unrestricted funds				
St Martins General Fund	263,705	(355,131)	-	(91,426)
St Martins Investment Fund	1	-	39,203	39,204
St Stephens General Fund	5,241	(2,338)	-	2,903
Provision for Future Repairs and redecoration	1	-	7,645	7,646
	<u>268,948</u>	<u>(357,469)</u>	<u>46,848</u>	<u>(41,673)</u>
Restricted funds				
Legacy Fund	20	-	-	20
Organ Legacy	3,176	-	8,991	12,167
Fabric Legacy	951	-	2,548	3,499
War Memorial Lighting	1,098	-	-	1,098
Choir & Organ Legacy	1,446	-	11,585	13,031
Saint Stephens Legacy	3	-	-	3
Memorial Garden	-	(576)	-	(576)
	<u>6,694</u>	<u>(576)</u>	<u>23,124</u>	<u>29,242</u>
TOTAL FUNDS	<u>275,642</u>	<u>(358,045)</u>	<u>69,972</u>	<u>(12,431)</u>

The Property Fund represents the valuation placed on 12 Worple Road (see note 7 Property at valuation)

Usage of the organ legacy is restricted to the repair and upkeep of the organ in St Martins of Tours Church. It may be used for the payment of other expenditure in relation to the organ. Interest and dividends of £3,177 (2016 £3,176) was earned in the year. The Fabric Legacies are restricted to use for the Church Building. Interest and dividends earned on this fund was £932 (2016 £951).

12. CONTINGENT LIABILITIES

There were no contingent liabilities at 31st December 2017.

13. RELATED PARTY DISCLOSURES

There were no related party transactions for the year ended 31 December 2017.

THE PAROCHIAL CHURCH COUNCIL EPSOM

Detailed Statement of Financial Activities for the year ended 31 December 2017

	2017 £	2016 £
INCOME AND ENDOWMENTS		
Donations and legacies		
Giving subject to Gift Aid	86,658	82,245
Tax recoverable	25,074	18,967
Legacies	446,000	-
Collections	7,305	10,483
Sundry Donations	3,142	3,747
	<hr/> 568,179	<hr/> 115,442
Investment income		
Other fixed asset invest - FII	23,074	22,034
Deposit account interest	636	1,208
	<hr/> 23,710	<hr/> 23,242
Charitable activities		
PCC Fees	9,962	11,228
Church house and income from Community use	49,519	40,159
St John's Chandler Hall income	47,500	47,500
Magazine and St Martin's cards	778	686
Mobile telephone mast rental	13,286	11,543
Fund Raising Activities	9,800	9,160
Rental income	9,278	15,600
	<hr/> 140,123	<hr/> 135,876
Other income		
Coffee and photocopying	922	1,082
	<hr/>	<hr/>
Total incoming resources	732,934	275,642
 EXPENDITURE		
Charitable activities		
Wages	60,325	53,614
Social security	4,522	3,053
Pensions	369	68
Telephone	1,349	1,411
Postage and stationery	5,701	5,359
Church overseas	2,822	2,184
Home mission and other Church Societies	9,780	9,243
Ministry - Parish share	95,315	95,349
Ministry - Clergy expenses	13,929	10,566
Ministry - Sanctuary and Service Costs	6,711	4,478
Carried forward	200,823	185,325

This page does not form part of the statutory financial statements

THE PAROCHIAL CHURCH COUNCIL EPSOM

**Detailed Statement of Financial Activities
for the year ended 31 December 2017**

	2017 £	2016 £
Charitable activities		
Brought forward	200,823	185,325
Ministry - Choir & Music	14,257	12,618
Parish activities - Training and courses	4,465	2,702
Magazine and card stall costs	631	672
Property costs - Church repairs	16,307	86,192
Property costs - Upkeep of other buildings	16,113	11,152
Property costs - Upkeep of Clergy houses	38,236	27,494
Light, heat, rates and insurance	18,861	19,436
Depreciation	4,809	6,901
Bank charges	687	753
	<hr/> 315,189	<hr/> 353,245
Support costs		
Governance costs		
Accountancy and legal fees	3,415	4,800
	<hr/>	<hr/>
Total resources expended	318,604	358,045
	<hr/>	<hr/>
Net income/(expenditure)	<u><u>414,330</u></u>	<u><u>(82,403)</u></u>

This page does not form part of the statutory financial statements

