



**STREET
LEAGUE**

**STREET LEAGUE LIMITED
ANNUAL REPORT AND FINANCIAL STATEMENTS
FOR THE YEAR ENDED 31 MARCH 2018**

Charity Registration Numbers: 1101313 (England & Wales),
SC038884 (Scotland)

Company Registration Number: 04974643 (England and Wales)

**This year we produced a digital annual report:
(annualreports.streetleague.co.uk/18)**

STREET LEAGUE
CONTENTS

.....

Reference and Administration Information	03
Chair and CEO Report	04
Financial Dashboard	07
Impact Dashboard	09
Trustees’ Report	11
Statement of Responsibilities of the Trustees’	15
Independent Auditor’s Report	16
Statement of Financial Activities	19
Balance Sheet	20
Statement of Cash Flows	21
Notes to the Financial Statements	22
Our Partners	38

Please visit our digital annual report for more detailed conversations about the past year.

STREET LEAGUE REFERENCE AND ADMINISTRATION INFORMATION

Charity name	Street League	
Charity Registration Numbers	1101313 (England & Wales) and SC 038884 (Scotland)	
Company Registration Number	04974643 (limited by guarantee)	
Registered Office	Suite 1.05, The Courtyard Royal Mills 17 Redhill Street Manchester M4 5BA	
Trustees	Trustees, who are also directors under company law, who served during the year and up to the date of this report were as follows:	
	Mike Parker	Chairman
	Stuart Beaver	
	Lesley Giddins	(appointed 14/12/17)
	Andy Ransom	
	David Reilly	(appointed 14/12/17)
	Dee Townsend	(appointed 13/03/18)
	Yvonne Brady	(resigned 19/06/17)
	Marie-Louise Clayton	(resigned 28/11/17)
	Tim Kiddell	(resigned 28/03/18)
Company Secretary	Melanie Davies	
Key Management Personnel	Matt Stevenson-Dodd	Chief Executive
	Lesley Caron	Finance Director
	Allan Garratt	Managing Director, England
	Lindsey MacDonald	Director of Strategy & Impact
	Nigel Mansfield	Commercial Director
	Dougie Stevenson	Managing Director, Scotland
Bankers	Barclays Bank plc 99 Hatton Garden London, EC1N 8DN	Santander UK plc 298 Deansgate Manchester, M3 4HH
Solicitors	Fieldfisher Riverbank House 2 Swan Lane London, EC4R 3TT	Goodwin Perry (UK) LLP 100 Cheapside London, EC2V 6DY
Auditors	Beever and Struthers Chartered Accountants and Statutory Auditors St George's House 215 – 219 Chester Road Manchester, M15 4JE	

STREET LEAGUE CHAIR AND CEO REPORT

The past year has been another exciting and positive twelve months for Street League. We appreciate you taking the time to read (or watch!) our first digital annual report. The report this year focuses on **conversations**, which are a key part of how we build trusting relationships with young people, partners, employees and the public.

Last year we kicked off a year-round ‘conversation’ about our social impact, launching the sector’s first interactive impact dashboard (www.streetleague.co.uk/impact) and putting our annual report out of date within 12 hours of publication. We think it’s important that we don’t wait a full year before we share how we’re doing – and that includes what we’re not getting right. We had great feedback and lots of endorsement of the dashboard and learned a lot along the way. With preparation for the GDPR also playing a part, we have had a lot of conversations this year about data protection and how we best protect and support our young people.

We have remained focused on supporting young people into sustainable jobs, education and training opportunities and implemented the learning highlighted in last year’s annual report. This continuous emphasis on ‘getting better’ and learning has seen us support 1,656 individuals into jobs, education and training opportunities. This is a 7% increase on last year (1,553 to 1,656) while our effort to effectively manage resources saw expenditure increase by only 6% (£5.65m to £5.97m). We have unfortunately not been able to set aside as much as we would have liked for reserves (currently 1.8 months). We feel that this reflects the challenging fundraising environment being experienced by all charities and are being proactive in developing and diversifying our fundraising strategy. This year we introduced fundraising from events, encouraging supporters to raise funds for Street League while undertaking challenges and hosting community events. While we invest in new fundraising opportunities we have seen our return on investment for fundraising reduce from 10:1 to 7:1, however this still sits in line with average sector ratios¹.

Understanding **what we don’t get right**, as much as what we do, has remained important to us. We continued to look at who we were not able to help, and the reasons why. In the past year we saw 231 young people leave our programmes and not progress into a job, education or training. The clear majority (220/231), we were not able to contact – a challenge that other youth organisations have shared with us. Reflecting on the various journeys that young people take when they come to Street League, we also had 37 young people disengage, return to a programme, and then progress into an outcome. Here we see the strength of our rolling intake model (introduced in 2015), allowing us to provide more tailored support to young people when they need it.

Our vision is to end youth unemployment, and the only way to do that is to make sure we help progress young people into sustainable opportunities. That’s why our most important marker of success is our six-month sustainment rate. Between April 2017 and March 2018 this was 62% (656/1,050), an improvement on last year’s 59% (465/784). We have ambitions to develop a digital platform that enables us to more easily maintain contact with young people during and after the programme. We see digital solutions as a great way to facilitate scale and increase productivity, but they can never replace the one-to-one support our highly skilled team provides.

What stands out in the feedback we get from young people is how much they appreciate, respect and trust our frontline staff. We are now in 14 regions but no matter which Street League Academy you visit there is a common commitment to young people and their overall well-being. We know that young people face increasing challenges and uncertainty with many likely to be in jobs in 10 to 20 years that don’t yet exist². Increasingly important for employers is the ability for workers to creatively solve problems, work as part of a team, and be flexible. All these skills and abilities can be conveyed and developed through sport.

¹ Institute of Fundraising ‘FundRatios’.
² https://www.accenture.com/_acnmedia/PDF-63/Accenture-New-Skills-Now-Inclusion-in-the-digital.pdf

STREET LEAGUE CHAIR AND CEO REPORT

When we discussed what this year's 'highlights' included, we had a great list from across the year, that included every part of the organisation, and reflected the amazing support of our partners. What struck us was the longevity of some partnerships, with Comic Relief, State Street and Inspiring Scotland all being part of the Street League family for ten years. It is brilliant to have such long-term support and partners who passionately believe in our mission and impact. We also welcomed new partners, including Société Générale, Nissan, British Airways and several trust and foundation partners. We have engaged with an even wider network of employers as we launched Modern Apprenticeships (MA's) in Scotland. MA's will form a key part of Street League's work in Scotland going forward as we continue to make a real difference in addressing the skills gap that can prevent young people from fulfilling their potential.

We want to continue our efforts to develop programmes that allow us to work with young people over a longer period. Youth unemployment has been steadily decreasing in recent years but the structural challenges facing young people living in disadvantaged communities remain. Prime Minister Theresa May, on a visit to Street League in March, challenged the country to #ExplainOrChange the inequalities revealed by last year's Racial Disparity Audit. For example, 23% of 16 to 24 year olds from ethnic minorities are unemployed, compared to only 12% of White 16 to 24 year olds – despite both groups holding similar qualifications. At Street League, we found that there is no significant difference in the likelihood of young people progressing into an EET outcome, regardless of race. We have also continued our efforts to engage more young women on our programmes. We have been pleased to see female participation reach 27% (723/2,712), and we hope to meet our target of 30% by April 2019.

In the latter part of the year we have been reflecting on Street League's history and journey since we were established in 2003. We have seen tremendous growth and worked hard to develop and improve our systems to ultimately achieve greater social impact for young people. A large part of that improvement has been enabled through the data we collect and the insight this provides. This insight has been central as we develop our new strategy and business plan for 2019-2022. We will continue to work toward our aim of ending youth unemployment in the UK by supporting young people living in the UK's most disadvantaged communities.

We were pleased to see that the new Governance Code, launched by the Charity Commission this year, highlighted the need for trustees to seriously consider their organisation's sustainability, social impact and benefits of partnerships, mergers or even dissolution if that is deemed best for achieving the charity's purpose. We know that to continue to improve and increase the scale of our impact we want to and need to collaborate with other leading partners in the sector. We can bring complementary skills, expertise and relationships together to effectively achieve, prove and communicate the potential for sport to change communities and lives. We hope to continue to build strong partnerships and work more closely with other youth and sport for development organisations going forward.


The great success and social impact that we have achieved in the past twelve months would not have been possible without the hard work and dedication of our staff team. We brought everyone together for a two-day staff conference in Stirling where we could share good practice, celebrate achievements and have fun. Throughout the year we have quarterly 'Street Parties' using video conferencing which include our staff awards and #AskMatt sessions, letting staff anonymously pose questions. These have seen Matt tackle questions ranging from organisational strategy to challenges we are likely to face in the future, how we can better support young people's overall well-being, and whether we would be reporting on gender pay gap. Our teams are also involved in the many working groups we have that aim to share learning, improve quality, address diversity and inclusion in the workplace, and develop our procedures for social impact auditing, safeguarding and health and safety. We were delighted to achieve ISO9001 and the 'gold award' for Investing in Young People this year, whilst maintaining our Matrix accreditation.

STREET LEAGUE CHAIR AND CEO REPORT

These reflect our continuous focus on improvement and organisational learning – something the trustees and senior management team are all committed to and leading by example. This year we introduced a more formal board evaluation procedure, ensuring we continue to review and develop Street League's governance.

We are looking forward to the year ahead, as we develop a strategy that enables us to support even more young people from the UK's disadvantaged communities to develop the skills they need to achieve their full potential, using sport. It just remains for us to thank all our partners, funders, staff and young people for another great year.

#WeAreStreetLeague



Mike Parker, Chairman



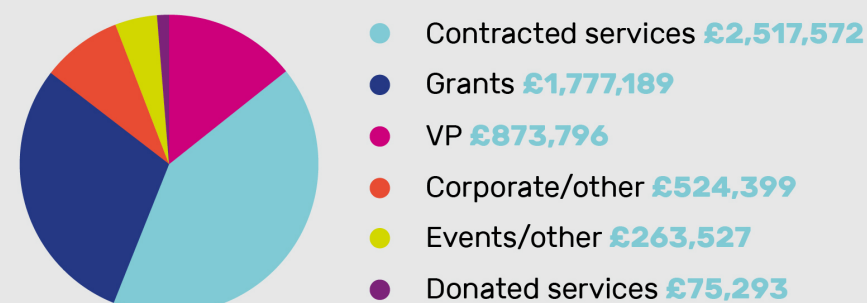
Matt Stevenson-Dodd, CEO

STREET LEAGUE FINANCIAL DASHBOARD FOR THE YEAR ENDED 31 MARCH 2018

STREET LEAGUE FINANCIAL DASHBOARD FOR THE YEAR ENDED 31 MARCH 2018

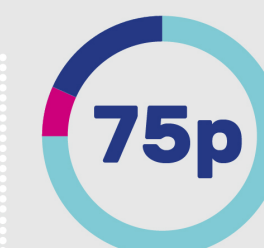
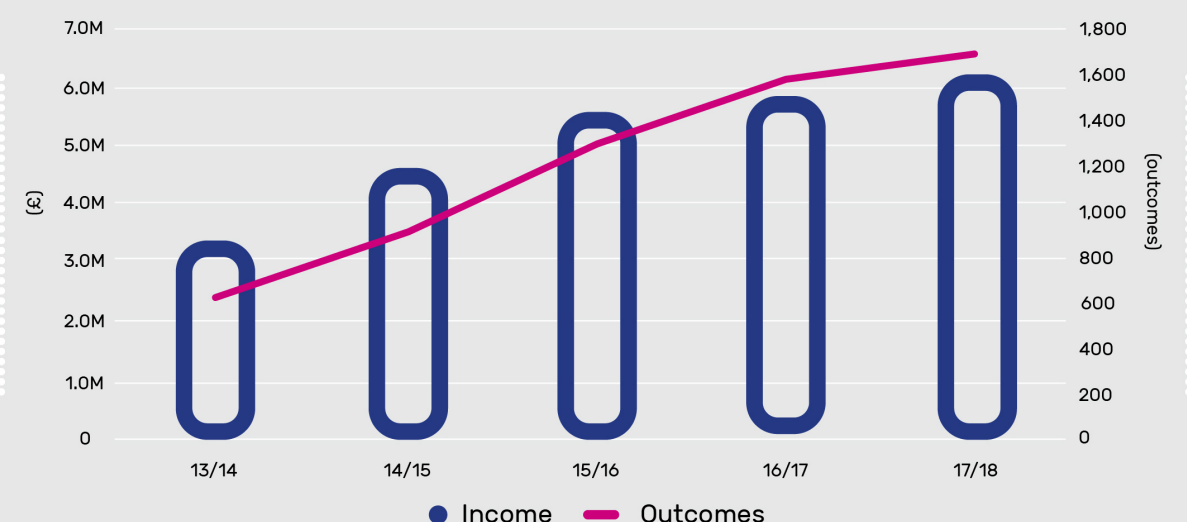


WHERE OUR INCOME COMES FROM



£6,031,776

STREET LEAGUE'S TRACK RECORD



WHERE WE SPEND OUR MONEY

- Frontline charitable activities **£4,480,350**
- Cost of fundraising **£393,872**
- Core operating costs/governance **£1,096,225**

75 p for every £1 spent is on charitable activities

£5,970,447

We invest in young people to help them move into work



FUNDRAISING RETURN ON INVESTMENT

7:1 30%

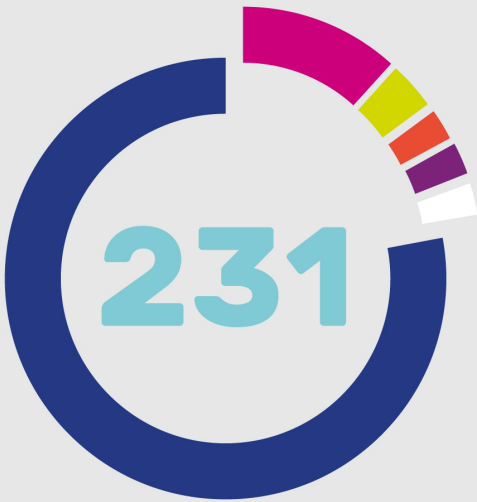
For every £1 invested in fundraising we now generate £7 in funding to support our work.

YOUNG PEOPLE INTO EET OUTCOMES
1,656 7%
16/17 YP into EET outcomes **1,553**

TOTAL PARTICIPANTS
2,712 12%
16/17 total participants **2,427**

FEMALE PARTICIPATION
27% 59%
16/17 female participation **17%**

Gender diversity
1,983 **723**
6 TRANSGENDER
16/17 gender diversity **2018/406/3**

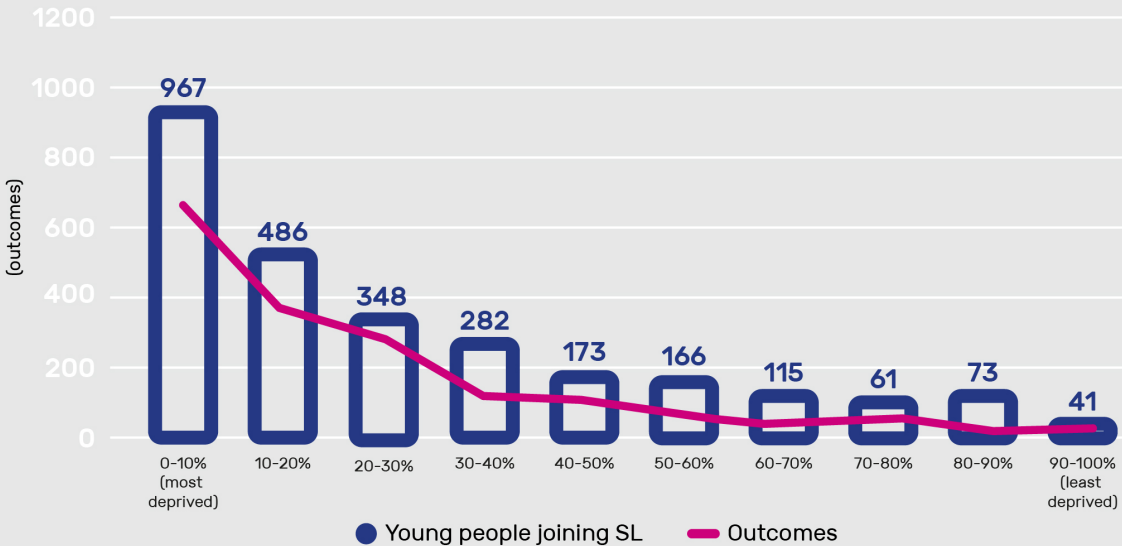


Disengagement

- Disengaged and lost contact
- Unstable personal life
- Removed for behavioural issues
- Moved outside region
- Childcare commitments
- Engaged with another provider

16/17 Total disengagement **183** 26%

Engagement and Outcomes Across UK Communities



1,656 Young People Progressed Into

970 1%
EMPLOYMENT 16/17 employment **982**

427 31%
EDUCATION 16/17 education **327**

259 6%
TRAINING 16/17 training **244**

16/17 young people into EET outcomes **1,553**

Top Three Sectors (Overall)

1. **HOSPITALITY** **165** 2%

2. **RETAIL** **149** -8%

3. **CUSTOMER SERVICE** **134** 79%

16/17 top sectors **Hospitality 162 | Retail 162 | Warehouse 118**

Sustainment for Employment

3 **74%** -4%
756/1,028
16/17 sustainment **651/839**

6 **62%** 3%
656/1,050
16/17 sustainment **465/784**

.....

The trustees present their report and the audited financial statements for the year ended 31 March 2018. Information set out on pages 21 – 37 form part of this report. The financial statements comply with current statutory requirements, the memorandum and articles of association and the Statement of Recommended Practice – Accounting and Reporting by Charities: SORP applicable to charities preparing their accounts in accordance with FRS 102.

Street League's Objectives and Activities

The trustees review the aims, objectives and activities of the charity each year. This report (including the dashboards on pages 07 and 09 looks at what the charity has achieved and the outcomes of its work in the reporting period. The trustees report the success of each key activity and the benefits the charity has brought to those groups of people that it is set up to help. The review also helps the trustees ensure the charity's aims, objectives, and activities remained focused on its stated charitable purpose. The trustees have referred to the guidance contained in the Charity Commission's general guidance on public benefit and the Governance Code in reviewing the charity's aims and objectives and in planning its future activities. In particular, the trustees consider how planned activities will contribute to the aims and objectives that have been set.

Achievements and Performance

The charity's main activities and whom it tries to help are described in this report. All of Street League's charitable activities focus on ending youth unemployment in the UK and are undertaken to further Street League's main performance measures. These include the number of young people supported into employment, education and training (EET) outcomes and how many young people stay in their job for six months or more to ensure we're achieving long term social impact. During the year ended 31 March 2018, Street League achieved 1,656 outcomes. This represents a 7% growth in audited outcomes compared to the previous financial year (1,676/1,553), with only a 6% increase in expenditure (£5.97m/£5.65m). The six-month sustainment results were 62% (656/1,050), an increase on the previous year of 3% (59% 465/784).

Please refer to page 09 for a summary of the past year's performance or Street League's online interactive dashboard to see an up to date report on our social impact and performance: www.streetleague.co.uk/impact.

Financial Review

Total income for the year ended 31 March 2018 was £6.03m (2017: £5.67m) representing an increase of 6% on the previous year (2017: 3%). This amount includes pro bono or donated services received through the year by Street League and is included in both income and expenditure at a notional value of £75k (2017: £90k).

Total expenditure in the period increased to £5.97m (2017: £5.65m) a rise of 6% (2017: 7%) demonstrating Street League's commitment to keeping costs down and becoming more efficient.

The average number of staff employed by Street League during the period was 138 (2017: 124) reflecting a year of consolidation and emphasis on reinforcing the quality of our services and systems after several years of growth. There is more detail on staff costs in note 11 to the accounts.

Expenditure on raising funds was slightly higher than last year at £389k (2017: £259k) as we expanded our fundraising team, adding fundraising events to the revenue streams that we anticipate growing in future years. The amount is largely made up of staff remuneration but also event costs as we develop this aspect of our fundraising strategy. There is more detail on the cost of raising funds in note 7 to the accounts.

Principle Risks and Uncertainties

.....

Street League has the following strategy for dealing with risks: The Finance and Audit Committee review the risk register annually, although the top risks are discussed in more detail at Senior Management Team meetings with findings reported back to Finance and Audit Committee meetings. The purpose is to identify any major risks to the charity and consider the potential outcome of any risks that have increased in likelihood or impact. The Committee allocates responsibility for managing the risk and decides how to respond. Results will be reported to the Board annually along with evidence of the controls in place for each risk along with any findings or learning for improvement. The Finance and Audit Committee meets every three months on behalf of the Board of Trustees. Its purpose is to maintain an overview of the adequacy and appropriateness of financial controls and policies, to ensure the accuracy of reporting and the long-term financial security of Street League. This is achieved by putting financial plans and budgets in place, which are agreed by the Board and are used to manage and measure the financial operations of the charity.

Liquidity Risk

The objective is to manage liquidity risk to ensure that the charity can meet its financial obligations as they fall due. Street League expects to be able to meet its financial obligations through tight control of cash flow. There are occasions where funding is not received within the expected timeline and in the event that there is insufficient cash to meet these obligations, Street League has access to loan funding which acts as working capital to cover any short-term cash deficit.

Income Risk

A large proportion of Street League's income is through commissioned income (payment by results) contracts, which are granted by government, local authorities or sub-contracted through other learning providers. Renewal of these contracts can be uncertain and in many cases are based on performance criteria. Street League's objective is to ensure that we maximise the value of any contract awarded but also secure funding from a wider range of income streams (to include corporate, grants, events and venture philanthropy) to reduce reliance on any one stream of income and protect the charity from not being able to fulfil its charitable objectives.

Health and Safety Risk

Street League has also considered non-financial risks and considers the health and safety of the young people we work with and our staff to be of paramount importance. We have therefore implemented policies to ensure that the regulations and guidelines for the welfare of young people and the safety of our staff are met.

Safeguarding Risk

Street League continues to place special emphasis and attention on how we safeguard the young people whom we support. In the past year, we have reviewed and further developed the policies and procedures we have in place across the organisation and a thorough training programme has been implemented across the organisation. Safeguarding is a standing item on the agenda for the Finance and Audit Committee and the number of incidents reported are communicated to the Board monthly.

Reserves Policy

The Board of Trustees reviews Street League's reserves policy annually. There are two categories of reserves: the General Fund (unrestricted) and Restricted Funds.

General Fund - in considering the level of the General Fund that Street League should aim to hold, a range of factors need to be considered. The overall aim is to distribute funds quickly to our charitable activities, whilst maintaining a prudent level of reserves to ensure stability and flexibility. It is assumed that on occasion fluctuations will occur in both income and requirements for funding which cannot be fully anticipated in the planning process.

Reserves Policy (cont.)

The charity continues to identify and exploit opportunities to develop unrestricted funding, with an emphasis on aiming to diversify income streams further and increase the charity's fundraising events, contracting and commissioning of services. The aim is for Street League to increase the percentage of unrestricted income, which will allow us to increase the unrestricted reserves.

Restricted Funds – restricted funds are subject to specific conditions imposed by donors. We aim to minimise the levels of restricted funds held, but balances arise due to timing differences between receipt of the income and expenditure on the specified purpose. We aim to utilise all restricted income within the following 12 months.

Street League's reserves policy is to work towards a General Fund representing approximately two months of total expenditure but with overall reserves reaching 2.5 months' expenditure. General Fund reserves at the year-end were £496k (2017: £289k) with overall reserves of £844k (2017: £783k). Overall reserves represent approximately 1.8 months' expenditure and we continue to work towards achieving a level of 2.5 months by 2019.

Plans for the Future

Street League has ambitious plans as we come to the end of our three year business plan (2016–19). In 2018 we are undertaking a strategic review and developing our plans for 2019 and beyond.

We are absolutely committed to helping as many young people as we can until we see an end to youth unemployment in the UK. We will do this by working in schools to prevent it, supporting young people to move into work after school, and ensuring they stay in the jobs they get long term. We know that if we are going to end youth unemployment we need to provide holistic support to each young person, at all stages of their journey. This support will continue to be embedded in our innovative sport programmes throughout which we will focus on all aspects of a young person's well-being.

We will also continue to champion transparent impact measurement and reporting. Last year we launched a ground-breaking online impact dashboard – www.streetleague.co.uk/impact – showing in real time how the charity has performed over the previous 12 months and allowing users to draw their conclusions about whether the charity is effective or not. This will continue to be developed and used to communicate our social impact clearly and honestly throughout the year.

Structure, Governance and Management

The organisation is a charitable company limited by guarantee, incorporated on 24 November 2003 and registered as a charity on 22 December 2003. The company was established under a memorandum of association, which established the objects and powers of the charitable company and is governed under its articles of association.

Members of the charity guarantee to contribute an amount not exceeding £1 to the assets of the charity in the event of winding up. The total number of such guarantees at 31 March 2018 was six (2017: six). The trustees are members of the charity but this entitles them only to voting rights. The trustees have no beneficial interest in the charity.

All trustees give their time voluntarily and receive no benefits from the charity. Any expenses reclaimed from the charity are set out in note 12 to the accounts. The trustees delegate the day-to-day management of Street League to the Chief Executive Officer, Matt Stevenson-Dodd and the Senior Management Team, who are responsible for ensuring all control mechanisms are in place. The trustees who acted during the year are set out on page 3.

Trustee Recruitment and Induction

Election, retirement and re-election of trustees are carried out according to the procedures set out in our Memorandum and Articles of Association, which is our governing document. At each Annual General Meeting all trustees must retire from office.

Trustees may then be reappointed as a trustee at any general meeting. This can be repeated for up to a maximum of six years in office. At this point a trustee can only be re-elected to the Board if all of the trustees unanimously agree. This can be repeated for a maximum of four more years. No trustee may serve longer than ten years in total.

An individual induction programme is agreed and implemented for each new trustee, covering all aspects of the trustee's role and the organisation.

Alongside quarterly Board meetings with the Senior Management Team, the Board of Trustees also receive information on the day to day operational activities of the charity via a regular weekly newsletter containing content from the Chief Executive, the Senior Management Team and Operations Managers. Trustees are also able, where appropriate, to take independent professional advice at no personal expense.

Related Parties and Relationships with Other Organisations

The charity works with One Connectivity who provides our mobile phone and communication systems. Street League's Chief Executive Officer knows the Director of One Connectivity in a personal capacity.

Remuneration Policy for Key Management Personnel

In 2017, the Board established an HR Committee, which is chaired by one of the Trustees and attended by the Board Chair Mike Parker, Chief Executive Matt Stevenson-Dodd and Head of HR Melanie Davies. The Committee sets the pay levels for the Chief Executive, Senior Management Team and decides on annual pay awards for the organisation.

A proposal is then presented to the full Board in March each year for agreement. When setting pay levels, the Board and HR Committee draw comparisons with the annual ACEVO Pay Survey, knowledge of pay levels in other charities as well as benchmarking.

Risk Management

The trustees review the major risks the charity faces as part of the annual business planning process and have established control systems to manage these risks. The trustees are satisfied that these arrangements, combined with the annual review of financial controls and the reserves policy, will ensure that sufficient resources are available to maintain services for the foreseeable future.

**STREET LEAGUE
STATEMENT OF RESPONSIBILITIES
OF THE TRUSTEES'**

.....

The trustees (who are also directors of Street League for the purposes of company law) are responsible for preparing the trustees' annual report and the financial statements in accordance with applicable law and United Kingdom Accounting Standards (United Kingdom Generally Accepted Accounting Practice). Company law requires the trustees to prepare financial statements for each financial year, which give a true and fair view of the state of affairs of the charitable company and of the incoming resources and application of resources, including the income and expenditure, of the charitable company for that period. In preparing these financial statements, the trustees are required to:

- Select suitable accounting policies and then apply them consistently.
- Observe the methods and principles in the Charities SORP.
- Make judgements and estimates that are reasonable and prudent.
- State whether applicable UK Accounting Standards and statements of recommended practice have been followed, subject to any material departures disclosed and explained in the financial statements.
- Prepare the financial statements on the going concern basis unless it is inappropriate to presume that the charity will continue in operation.

The trustees are responsible for keeping proper accounting records that disclose with reasonable accuracy at any time the financial position of the charitable company and enable them to ensure that the financial statements comply with the Companies Act 2006. They are also responsible for safeguarding the assets of the charitable company and hence for taking reasonable steps for the prevention and detection of fraud and other irregularities.

Insofar as the trustees are aware: There is no relevant audit information of which the charitable company's auditors are unaware. The trustees have taken all steps that they ought to have taken to make themselves aware of any relevant audit information and to establish that the auditors are aware of that information.

The trustees are responsible for the maintenance and integrity of the corporate and financial information included on the charitable company's website. Legislation in the United Kingdom governing the preparation and dissemination of financial statements may differ from legislation in other jurisdictions.

Auditors

Beever and Struthers were re-appointed as the charitable company's auditors during the year and have expressed their willingness to continue in that capacity. This report has been prepared in accordance with the provisions applicable to companies subject to the small companies' regime of the Companies Act 2006. The trustees' annual report has been approved by the trustees on 25th September 2018 and signed on their behalf by:



Mike Parker
Trustee

**STREET LEAGUE
INDEPENDENT AUDITOR'S REPORT**

.....

Independent Auditor's Report to the members of Street League

Opinion

We have audited the financial statements of Street League for the year ended 31 March 2018 which comprise the Statement of Financial Activities including the Income and Expenditure Account, the Balance Sheet, the Cash Flow Statement and the related notes. The financial reporting framework that has been applied in their preparation is applicable law and United Kingdom Accounting Standards, including FRS 102 "The Financial Reporting Standard applicable in the UK and Republic of Ireland" (United Kingdom Generally Accepted Accounting Practice).

In our opinion, the financial statements:

- give a true and fair view of the state of the charitable company's affairs as at 31 March 2018 and of its profit for the year then ended;
- have been properly prepared in accordance with United Kingdom Generally Accepted Accounting Practice; and
- have been prepared in accordance with the requirements of the Companies Act 2006.

Basis for opinion

We conducted our audit in accordance with International Standards on auditing (UK) (ISAs (UK)) and applicable law. Our responsibilities under those standards are further described in the Auditor's responsibilities for the audit of the financial statements section of our report. We are independent of the charitable company in accordance with the ethical requirements that are relevant to our audit of the financial statements in the UK, including the FRC's Ethical Standard, and we have fulfilled our other ethical responsibilities in accordance with these requirements. We believe that the audit evidence we have obtained is sufficient and appropriate to provide a basis for our opinion.

Conclusions relating to going concern

We have nothing to report to you in respect of the following matters in relation to which the ISAs (UK) require us to report to you where:

- the trustees' use of the going concern basis of accounting in the preparation of the financial statements is not appropriate; or
- the trustees have not disclosed in the financial statements any identified material uncertainties that may cast significant doubt about the charitable company's ability to continue to adopt the going concern basis of accounting for a period of at least twelve months from the date when the financial statements are authorised for issue.

Other information

The other information comprises the information included in the annual report, other than the financial statements and our auditor's report thereon. The trustees (who are also the directors of the charitable company for the purposes of company law) are responsible for the other information. Our opinion on the financial statements does not cover the other information and, except to the extent otherwise explicitly stated in our report, we do not express any form of assurance conclusion thereon.

STREET LEAGUE INDEPENDENT AUDITOR'S REPORT

.....

In connection with our audit of the financial statements our responsibility is to read the other information and, in doing so, consider whether the other information is materially inconsistent with the financial statements or our knowledge obtained in the audit or otherwise appears to be materially misstated. If we identify such material inconsistencies or apparent material misstatements, we are required to determine whether there is a material misstatement in the financial statements or a material misstatement of the other information. If, based on the work we have performed, we conclude that there is a material misstatement of this other information, we are required to report that fact.

We have nothing to report in this regard.

Opinions on other matters prescribed by the Companies Act 2006

In our opinion, based on the work undertaken in the course of the audit:

- the information given in the trustees' report which includes the directors' report prepared for the purposes of company law for the financial year for which the financial statements are prepared is consistent with the financial statements; and
- the directors' report included within the trustees' report has been prepared in accordance with applicable legal requirements.

Matters on which we are required to report by exception

In the light of the knowledge and understanding of the charitable company and its environment obtained in the course of the audit, we have not identified material misstatements in the directors' report included within the trustees' report.

We have nothing to report in respect of the following matters in relation to which Companies Act 2006 requires us to report to you if, in our opinion:

- adequate accounting records have not been kept, or returns adequate for our audit have not been received from branches not visited by us; or
- the financial statements are not in agreement with the accounting records and returns; or
- certain disclosures of trustees' remuneration specified by law are not made; or
- we have not received all the information and explanations we require for our audit.

Responsibilities of directors

As explained more fully in the Statement of Responsibilities of the Trustees' set out on page 15, the trustees (who are also the directors of the charitable company for the purposes of company law) are responsible for the preparation of the financial statements and for being satisfied that they give a true and fair view, and for such internal control as the trustees determine is necessary to enable the preparation of financial statements that are free from material misstatement, whether due to fraud or error.

In preparing the financial statements, the trustees are responsible for assessing the charitable company's ability to continue as a going concern, disclosing, as applicable, matters related to going concern and using the going concern basis of accounting unless the trustees either intend to liquidate the charitable company or to cease operations, or have no realistic alternative but to do so.

STREET LEAGUE INDEPENDENT AUDITOR'S REPORT

.....

Auditor's responsibilities for the audit of the financial statements

Our objectives are to obtain reasonable assurance about whether the financial statements as a whole are free from material misstatement, whether due to fraud or error, and to issue an auditor's report that includes our opinion. Reasonable assurance is a high level of assurance, but is not a guarantee that an audit conducted in accordance with ISAs (UK) will always detect a material misstatement when it exists. Misstatements can arise from fraud or error and are considered material if, individually or in the aggregate, they could reasonably be expected to influence the economic decisions of users taken on the basis of these financial statements.

A further description of our responsibilities for the audit of the financial statements is located on the Financial Reporting Council's web-site at www.frc.org.uk/auditorsresponsibilities. This description forms part of our auditor's report.

Use of our report

This report is made solely to the charitable company's members, as a body, in accordance with Chapter 3 of Part 16 of the Companies Act 2006. Our audit work has been undertaken so that we might state to the charitable company's members those matters we are required to state to them in an auditor's report and for no other purpose. To the fullest extent permitted by law, we do not accept or assume responsibility to anyone other than the charitable company and the charitable company's members as a body for our audit work, for this report, or for the opinions we have formed.

Beever and Struthers

Maria Hallows

Senior Statutory Auditor

**For and on behalf of
BEEVER AND STRUTHERS
Statutory Auditor
St George's House
215/219 Chester Road
Manchester M15 4JE**

Date: *1 October 2018*

**STREET LEAGUE
STATEMENT OF FINANCIAL ACTIVITIES
(INCLUDING INCOME AND EXPENDITURE ACCOUNTS)
FOR THE YEAR ENDED 31 MARCH 2018**

	NOTES	Unrestricted Funds £	Restricted Funds £	Total funds 2018 £	Total funds 2017 £
INCOME FROM					
Donations	3	551,038	900,000	1,451,038	1,185,059
Charitable activities:	4				
Sports		2,479,572	1,130,112	3,609,684	3,352,022
HQ/General		600,000	85,077	685,077	920,004
Other trading activities	5	263,527	-	263,527	192,000
investments	6	569	-	569	880
other		21,881	-	21,881	17,473
TOTAL INCOME		3,916,587	2,115,189	6,031,776	5,667,438
EXPENDITURE ON:					
Raising funds	7	389,082	-	389,082	258,552
Charitable activities:	8				
Sports		2,576,122	1,904,228	4,480,350	4,280,772
HQ/General		744,189	356,826	1,101,015	1,110,901
TOTAL EXPENDITURE		3,709,393	2,261,054	5,970,447	5,650,225
NET income/(expenditure)					
gains/(losses) on investments		207,194	(145,865)	61,329	17,213
Realised gains/(losses) on investments		-	-	-	-
Unrealised gains/(losses) on investments		-	-	-	-
NET income/(expenditure)	10	207,194	(145,865)	61,329	17,213
NET movement in funds		207,194	(145,865)	61,329	17,213
Reconciliation of funds					
Total funds brought forward		288,878	494,230	783,108	765,895
TOTAL FUNDS CARRIED FORWARD		496,072	348,365	844,437	783,108

The statement of financial activities includes all gains and losses recognised in the year.
All income and expenditure derive from continuing activities.

**STREET LEAGUE
COMPANY NO. 4974643
BALANCE SHEET
AS AT 31 MARCH 2018**

	NOTES	2018 £	2017 £
FIXED ASSETS			
Tangible assets	15	7,509	18,145
TOTAL FIXED ASSETS		7,509	18,145
Debtors	16	765,324	577,900
Cash at bank and in hand		530,140	674,329
TOTAL CURRENT ASSETS		1,295,464	1,252,229
LIABILITIES			
Creditors: amounts falling due within one year	17	(281,247)	(274,942)
NET CURRENT ASSETS		1,014,217	977,287
TOTAL ASSETS LESS CURRENT LIABILITIES		1,021,726	995,432
Creditors: amounts falling due within one year	19	(177,289)	(212,324)
TOTAL NET ASSETS		844,437	783,108
THE FUNDS OF THE CHARITY:			
Restricted income funds	20	348,365	494,230
Unrestricted funds	21	496,072	288,878
TOTAL NET ASSETS		844,437	783,108

These accounts are prepared in accordance with the special provisions of part 15 of the Companies Act 2006 relating to small companies and constitute the annual accounts required by the Companies Act 2006.

The notes on pages 21 to 37 form part of these accounts.

Approved by the trustees on 25th September 2018 and signed on their behalf by:

Mike Parker (Trustee)

**STREET LEAGUE
STATEMENT OF CASH FLOWS
FOR THE YEAR ENDED 31 MARCH 2018**

.....

	NOTES	2018 £	2017 £
CASH PROVIDED BY/(USED IN) OPERATING ACTIVITIES	25	(98,035)	(61,641)
<i>Cash flows from investing activities:</i>			
Dividends, interest, and rents from investments		569	880
Proceeds from the sale of tangible fixed assets		1,400	-
Purchase of tangible fixed assets		(3,543)	(9,572)
NET CASH PROVIDED BY/(USED IN) INVESTING ACTIVITIES		(1,574)	(8,692)
<i>Cash flows from financing activities:</i>			
Repayment of borrowing		(44,580)	(30,000)
Cash inflows from new borrowing		-	30,000
CASH PROVIDED BY/(USED IN) FINANCING ACTIVITIES		44,580	-
<i>Increase/(decrease) in cash and cash equivalents in the year</i>		(144,189)	(70,333)
Cash and cash equivalents at the beginning of the year		674,329	744,662
CASH AND CASH EQUIVALENTS AT THE END OF THE YEAR		530,140	674,329

**STREET LEAGUE
NOTES TO THE ACCOUNTS
FOR THE YEAR ENDED 31 MARCH 2018 (CONTINUED)**

.....

Accounting policies

The principal accounting policies adopted, judgments and key sources of estimation uncertainty in the preparation of the financial statements are set out below.

a Basis of preparation

The financial statements have been prepared in accordance with Accounting and Reporting by Charities: Statement of Recommended Practice applicable to charities preparing their accounts in accordance with the Financial Reporting Standard applicable in the UK and Republic of Ireland (FRS 102) (effective 1 January 2015) - (Charities SORP (FRS 102)), the Financial Reporting Standard applicable in the UK and Republic of Ireland (FRS 102) and the Companies Act 2006.

Street League meets the definition of a public benefit entity under FRS 102. Assets and liabilities are initially recognised at historical cost or transaction value unless otherwise stated in the relevant accounting policy note

b Preparation of the accounts on a going concern basis

The trustees consider that there are no material uncertainties about the charitable company's ability to continue as a going concern. The accounts are therefore prepared on the going concern basis.

The trustees do not consider that there are any sources of estimation uncertainty at the reporting date that have a significant risk of causing a material adjustment to the carrying amount of assets and liabilities within the next reporting period.

c Income

Income is recognised when the charity has entitlement to the funds, any performance conditions attached to the item(s) of income have been met, it is probable that the income will be received and the amount can be measured reliably.

Income from government and other grants, whether 'capital' grants or 'revenue' grants, is recognised when the charity has entitlement to the funds, any performance conditions attached to the grants have been met, it is probable that the income will be received and the amount can be measured reliably and is not deferred.

Income received in advance of a provision of a specified service is deferred until the criteria for income recognition are met.

Gifts in Kind

Donated professional services and donated facilities are recognised as income when the charity has control over the item, any conditions associated with the donated item have been met, the receipt of economic benefit from the use by the charity of the item is probable and that economic benefit can be measured reliably. In accordance with the Charities SORP (FRS 102), general volunteer time is not recognised; refer to the trustees' annual report for more information about their contribution.

On receipt, donated professional services and donated facilities are recognised on the basis of the value of the gift to the charity which is the amount the charity would have been willing to pay to obtain services or facilities of equivalent economic benefit on the open market; a corresponding amount is then recognised in expenditure in the period of receipt.

STREET LEAGUE
NOTES TO THE ACCOUNTS
FOR THE YEAR ENDED 31 MARCH 2018 (CONTINUED)

Donations

Donations and other receipts from fundraising are reported gross and are accounted for on a receivable basis.

d Interest receivable

Interest on funds held on deposit is included when receivable and the amount can be measured reliably by the charity; this is normally upon notification of the interest paid or payable by the Bank.

e Fund accounting

Unrestricted funds are available to spend on activities that further any of the purposes of charity.

Designated funds are unrestricted funds of the charity which the trustees have decided at their discretion to set aside to use for a specific purpose.

Restricted funds are funds subject to specific conditions imposed by the donor who has specified funds are to be solely used for particular areas of the charity's work or for specific projects being undertaken by the charity.

f Expenditure and irrecoverable VAT

Expenditure is recognised once there is a legal or constructive obligation to make a payment to a third party, it is probable that settlement will be required and the amount of the obligation can be measured reliably. Expenditure is classified under the following activity headings:

- Expenditure on raising funds are those costs incurred in attracting voluntary income, and those incurred in trading activities that raise funds.
- Expenditure on charitable activities includes the costs directly related to the objects of the charity and in supporting the operational projects undertaken to further the purposes of the charity and their associated support costs.
- Other expenditure represents those items not falling into any other heading.

Irrecoverable VAT is charged as a cost against the activity for which the expenditure was incurred

g Allocation of support costs

HQ expenditure represents the staffing and associated costs that support the work of the charity but do not directly undertake Sport charitable activities. HQ support costs include the staffing costs of monitoring and evaluation, quality and performance, organisational development, finance, personnel, payroll and marketing functions which support the charity's programmes and activities. These and governance costs have been allocated and shown as expenditure on charitable activities. The bases on which support costs have been allocated are set out in note 9.

h Operating leases

Operating leases are leases in which the title to the assets, and the risks and rewards of ownership, remain with the lessor. Rental charges are charged on a straight line basis over the term of the lease.

STREET LEAGUE
NOTES TO THE ACCOUNTS
FOR THE YEAR ENDED 31 MARCH 2018 (CONTINUED)

i Tangible fixed assets

Individual fixed assets costing £500 or more are capitalised at cost and are depreciated over their estimated useful economic lives on a straight line basis as follows:

Computer equipment	2 years
Short term leasehold improvements	3 years
Furniture & fittings	4 years
Office equipment	4 years
IT assets	4 years
Motor vehicles	4 years

j Debtors

Trade and other debtors are recognised at the settlement amount due after any trade discount offered. Prepayments are valued at the amount prepaid net of any trade discounts due.

k Cash at bank and in hand

Cash at bank and cash in hand includes cash and short term highly liquid investments with a short maturity of three months or less from the date of acquisition or opening of the deposit or similar account.

l Creditors and provisions

Creditors and provisions are recognised where the charity has a present obligation resulting from a past event that will probably result in the transfer of funds to a third party and the amount due to settle the obligation can be measured or estimated reliably. Creditors and provisions are normally recognised at their settlement amount after allowing for any trade discounts due.

m Pensions

The charitable company contributes to defined contribution pension schemes on behalf of its employees. The assets of these schemes are entirely separate to those of the charity. The pension cost shown represents contributions payable by the charity on behalf of the employees and it has no other liabilities to these schemes.

There were contributions outstanding at the balance sheet date of £9,424 (2017: £7,242)

n Financial instruments

The charitable company only has financial assets and financial liabilities of a kind that qualify as basic financial instruments. Basic financial instruments are initially recognised at transaction value and subsequently measured at their settlement value with the exception of bank loans which are subsequently measured at amortised cost using the effective interest method.

**STREET LEAGUE
NOTES TO THE ACCOUNTS
FOR THE YEAR ENDED 31 MARCH 2018 (CONTINUED)**

2 Legal status of the charity

The charity is a company limited by guarantee registered in England and Wales and has no share capital. In the event of the charity being wound up, the liability in respect of the guarantee is limited to £1 per member of the charity. The registered office address is disclosed on page 01.

3 Income from donations

	Unrestricted Funds £	Restricted Funds £	Total funds 2018 £	Total funds 2017 £
Venture Philanthropy:	99,296	774,500	873,796	858,680
Donations:	376,449	125,500	501,949	230,987
Other Income	-	-	-	5,405
Legacies	-	-	-	-
Donated services	75,293	-	75,293	89,987
TOTAL	551,038	900,000	1,451,038	1,185,059
<i>Total by fund 31 March 2017</i>	324,679	860,380		1,185,059

**STREET LEAGUE
NOTES TO THE ACCOUNTS
FOR THE YEAR ENDED 31 MARCH 2018 (CONTINUED)**

4 Income from charitable activities

	Unrestricted Funds £	Restricted Funds £	Total funds 2018 £	Total funds 2017 £
Contracted Services:	2,479,572	38,000	2,517,572	2,300,915
Grant and Performance Related Grant Agreements	-	1,092,112	1,092,112	1,051,107
Subtotal for Sport	2,479,572	1,130,112	3,609,684	3,352,022
Grant and Performance Related Grant Agreements	600,000	85,077	685,077	920,004
Subtotal for HQ/General	600,000	85,077	685,077	920,004
Total	3,079,572	1,215,189	4,294,761	4,272,026
<i>Total by fund 31 March 2017</i>	2,576,415	1,695,611		4,272,026

5 Income from other trading activities

	Total funds 2018 £	Total funds 2017 £
Income from fundraising events	263,527	192,000
	263,527	192,000

Income from fundraising events All income from other trading activities is unrestricted.

6 Investment income

All of the charity's investment income arises from money held in interest bearing deposit accounts. All investment income is unrestricted.

**STREET LEAGUE
NOTES TO THE ACCOUNTS
FOR THE YEAR ENDED 31 MARCH 2018 (CONTINUED)**

7 Cost of raising funds

	Total funds 2018 £	Total funds 2017 £
Staff costs	300,724	244,461
Recruitment costs and agency staff	7,895	13,098
Event costs	80,463	993
	389,082	258,552
	Total funds 2018 £	Total funds 2017 £
Restricted expenditure	-	-
Unrestricted expenditure	389,082	258,552
	389,082	258,552

8 Analysis of expenditure on charitable activities

	Sport £	HQ Costs £	Total 2018 £	Total 2017 £
Staff costs	2,964,901	-	2,964,901	2,950,959
Direct Academy costs	853,969	-	853,969	893,577
Overheads	444,841	463,911	908,752	968,937
Governance costs (see note 9)	-	10,126	10,126	50,523
Support costs (see note 9)	216,639	626,978	843,617	527,677
	4,480,350	1,101,015	5,581,365	5,391,673
			2018 £	2017 £
Restricted expenditure			2,261,054	2,474,320
Unrestricted expenditure			3,320,311	2,917,353
			5,581,365	5,391,673

**STREET LEAGUE
NOTES TO THE ACCOUNTS
FOR THE YEAR ENDED 31 MARCH 2018 (CONTINUED)**

9 Analysis of governance and support costs

	Basis of apportionment £	Support £	Governance £	Total 2018 £
Staff costs	Headcount	741,759	-	741,759
Audit fees	Governance	-	8,904	8,904
Legal and professional	Governance/ Support	101,858	1,222	103,080
		843,617	10,126	853,743

10 Net income/(expenditure) for the year

	2018 £	2017 £
This is stated after charging/(crediting):		
Depreciation	13,882	29,741
Loss or (profit) on disposal of fixed assets	(1,103)	380
Interest payable	19,492	19,874
Operating lease rentals:		
Property	207,257	114,808
Other	19,528	14,085
Auditor's remuneration - audit fees	8,904	7,200

11 Staff costs

	2018 £	2017 £
Staff costs during the year were as follows:		
Wages and salaries	3,579,309	3,304,732
Social security costs	333,624	288,415
Pension costs	71,406	63,216
Redundancy and termination costs	-	9,886
Employee benefit costs	23,045	6,861
	4,007,384	3,673,110

**STREET LEAGUE
NOTES TO THE ACCOUNTS
FOR THE YEAR ENDED 31 MARCH 2018 (CONTINUED)**

11 Staff costs (cont.)

Allocated as follows:

Cost of raising funds	300,724	244,461
Charitable activities:		
Sport	2,964,901	2,950,959
Support costs	741,759	477,690
Governance costs	-	-
	4,007,384	3,673,110

The number of employees whose earnings (excluding employer pension) fell into the bands below were:

	2018	2017
£60,000 - £70,000	2	3
£70,001 - £80,000	2	2
£80,001 - £90,000	1	-
£90,001 - £100,000	1	-
£100,001 - £110,000	-	1

The average number of staff employed during the period was 138 (2017: 124)

The average full time equivalent number of staff employed during the period was 131 (2017: 122)

The key management personnel of the charity comprise the trustees, the Chief Executive and Senior Management Team. The total employee benefits of the key management personnel of the charity were £547,330 (2017: £575,736).

12 Trustee remuneration and expenses, and related party transactions

Neither the trustees nor any persons connected with them received any remuneration during the year (2017: £Nil).

One member of the Board of Trustees (2017: one) received travel expenses during the year of £177 (2017: £181)

Aggregate donations from related parties were £2,000 (2017: £7,500).

**STREET LEAGUE
NOTES TO THE ACCOUNTS
FOR THE YEAR ENDED 31 MARCH 2018 (CONTINUED)**

12 Trustee remuneration and expenses, and related party transactions (cont.)

There are no donations from related parties which are outside the normal course of business. £Nil (2017: £nil) of aggregate donations from related parties were restricted donations.

The Chief Executive of the charity and the Director of the charitable company's telecommunications service provider, One Connectivity, know each other in a personal capacity. There were no transactions entered into outside the course of normal business. There was a balance outstanding to the charity at the 31 March 2018 of £5,587 (2017: £3,808) which represented a kit fund accumulated and made available to purchase equipment and amounts owed in the course of normal business.

There were no other related party transactions entered into with any trustee or other person related to the charity, including guarantees, in the year to 31 March 2018 (2017: nil).

13 Government grants

The government grants recognised in the accounts were as follows:

	2018 £	Restated 2017 £
East Ayrshire Council	2,000	1,000
Education and Skills Funding Agency (AEB)	4,507	
Glasgow City Council		1,525
London Borough of Islington		6,000
Manchester City Council - MAES Education	22,922	17,737
Manchester City Council - Youth Fund	5,050	7,575
Middlesbrough Council	1,380	14,400
Renfrewshire Council	3,000	
Skills Development Scotland - Employability Fund	2,025,532	1,815,069
Skills Development Scotland - National Third Sector Fund	118,830	54,777
West Dunbartonshire Council	1,524	
	2,184,745	1,918,083

Grants received in 2017 from Sport England (£306,921), Sportivate (£8,360) and Police & Crime Commissioner Cleveland (£9,007) are no longer included in the figures above as they are not directly funded government grants as they are awarded via a third party.

The unfulfilled conditions and contingencies attaching to the grants were across fulfilling the delivery of Street League academies which spanned the year end.

14 Corporation tax

The charity is exempt from tax on income and gains falling within Chapter 3 of Part 11 of the Corporation Tax Act 2010 or Section 256 of the Taxation of Chargeable Gains Act 1992 to the extent that these are applied to its charitable objects. No tax charges have arisen in the charity.

**STREET LEAGUE
NOTES TO THE ACCOUNTS
FOR THE YEAR ENDED 31 MARCH 2018 (CONTINUED)**

15 Fixed assets: tangible assets

COST	Leasehold improvements £	Furniture & fittings £	Computer equipment £	Office equipment £	IT Assets £	Motor vehicles £	Total £
At 1 April 2017	22,274	8,766	175,463	21,504	38,850	23,000	289,857
Additions	-	-	3,543	-	-	-	3,543
Disposals	-	-	(1,925)	-	-	-	(1,925)
At 31 March 2018	22,274	8,766	177,081	21,504	38,850	23,000	291,475
DEPRECIATION							
At 1 April 2017	16,632	5,803	168,125	21,167	36,985	23,000	271,712
Charge for the year	3,210	1,427	7,328	52	1,865	-	13,882
Disposals	-	-	(1,628)	-	-	-	(1,628)
At 31 March 2018	19,842	7,230	173,825	21,219	38,850	23,000	283,966
NET BOOK VALUE							
At 1 April 2018	2,432	1,536	3,256	285	-	-	7,509
At 1 April 2017	5,642	2,963	7,338	337	1,865	-	18,145

**STREET LEAGUE
NOTES TO THE ACCOUNTS
FOR THE YEAR ENDED 31 MARCH 2018 (CONTINUED)**

16 Debtors

	2018 £	2017 £
Grants receivable	9,500	260,824
Trade debtors	449,381	233,671
Other debtors	33,229	41,077
Prepayments and accrued income	273,214	42,328
	765,324	577,900

17 Creditors: amounts falling due within one year

	2018 £	2017 £
Trade creditors	96,722	76,720
Other creditors and accruals	54,173	56,772
Deferred income	21,436	-
Taxation and social security costs	93,882	78,541
Other loans	15,034	62,909
	281,247	274,942

18 Deferred income

	2018 £	2017 £
Deferred grant brought forward	-	100,000
Grant received	21,435	-
Released to income from charitable activities	-	(100,000)
	21,435	-

**STREET LEAGUE
NOTES TO THE ACCOUNTS
FOR THE YEAR ENDED 31 MARCH 2018 (CONTINUED)**

19 Creditors: amounts falling due after more than one year

	2018	2017
	£	£
Long term loans (falling due in less than 5 years)	172,659	188,032
Long term loans (falling due in more than 5 years)	4,630	24,292
	177,289	212,324

Included in other loans is the Social Investment Scotland loan is secured by a floating charge on the organisation dated 30th May 2013, the terms of which were delivered to and registered with Companies House on 4th June 2013.

20 Analysis of movements in restricted funds

	As at 1 April 2017	Income	Expenditure	As at 31 March 2018
	£	£	£	£
SPORT				
Bank of America Foundation	58,369	127,350	128,369	57,350
Comic Relief	-	-	-	-
Moving into Work	8,627	52,840	61,467	-
BT Supporters Club	17,705	37,500	55,205	-
Next Steps into Work	-	35,135	35,135	-
DHL UK Foundation	30,000	-	30,000	-
Football for Hope FIFA	-	28,214	28,214	-
Garfield Weston Foundation	-	25,000	25,000	-
Impetus PEF	38,620	-	38,620	-
Inspiring Scotland	-	774,500	706,091	68,409
Laureus Sport for Good Foundation	60,000	104,610	129,610	35,000
Peter Harrison Foundation	-	36,858	9,215	27,643
Postcode Sport Trust				
Extra Award 2017	126,227	100,000	157,367	68,860
SharedImpact	7,424	100,000	104,905	2,519
Sport England	65,027	292,132	285,153	72,006
State Street	-	53,538	53,538	-
Swire Charitable Trust	-	30,000	30,000	-
Talent Match				-
GMCVO	-	29,000	29,000	-
Hackney CVS	-	38,000	38,000	-
Virgin Money Foundation	27,000	-	27,000	-
Anonymous Funder	-	101,896	101,896	-
Other Restricted Income < £25k	55,231	148,616	187,269	16,578
Total Restricted funds	494,230	2,115,189	2,261,054	348,365

**STREET LEAGUE
NOTES TO THE ACCOUNTS
FOR THE YEAR ENDED 31 MARCH 2018 (CONTINUED)**

20 Analysis of movements in restricted funds (cont.)

Name of restricted fund	Description, nature and purposes of the fund
Bank of America Foundation	Grant received from the Bank of America Charitable Foundation to support the London Street League Academy.
Comic Relief "Moving Young People Into Work Through Employer Engagement"	A 2 year grant awarded by Comic Relief, starting in November 2015, to fund Employer Engagement posts.
Comic Relief "Street League Sheffield"	A 2 year grant awarded by Comic Relief through The BT Supporters Club, starting in January 2017 to fund the Sheffield Academy.
Comic Relief "Next Steps into Work"	A 2 year grant awarded by Comic Relief, starting in November 2017 to fund the Lanarkshire Fitness project.
DHL UK Foundation	Grant funding to support Street League Academies during 2017.
Football for Hope	A grant from FIFA's Football for Hope Programme towards the costs of Football and Employment Sessions in London.
Garfield Weston Foundation	A grant towards the core costs and charitable activities in Tees Valley.
Impetus-PEF	Venture Philanthropy grant funds to support continued piloting of changes to the Street League academies in England through to September 2017.
Inspiring Scotland	Venture Philanthropy funds received from Inspiring Scotland for Scottish programmes to support young people into positive destinations.
Sport for Good	A grant received from The Laureus Sport for Good Foundation towards the football and employability Academy in Birmingham.
Peter Harrison Foundation	A grant towards the operating costs of the Street League Academy in Leeds.
Postcode Sport Trust - Extra Award 2017	Funds awarded in 2017 thanks to players of People's Postcode Lottery through Postcode Sport Trust.
SharedImpact	Donation received through the SharedImpact Foundation towards the cost of Street League's Aftercare Services.
Sport England	Lottery Grant funding received from Sport England to assist with 'Supporting Young Females into Work Through Sport' in Manchester, Liverpool and Birmingham.

**STREET LEAGUE
NOTES TO THE ACCOUNTS
FOR THE YEAR ENDED 31 MARCH 2018 (CONTINUED)**

20 Analysis of movements in restricted funds (cont.)

Name of restricted fund	Description, nature and purposes of the fund
State Street Foundation	A grant awarded by the State Street Community Support Programme to support the Academy Delivery Teams' within Edinburgh.
Swire Charitable Trust	A grant towards the cost of a Progressions Coordinator and Functional Skills Tutor in South Yorkshire.
Talent Match	Amounts received under the Talent Match Programmes for London and Manchester Academies.
Virgin Money Foundation	Costs towards the Middlesbrough Academy supported by a grant from the Virgin Money Foundation.
Anonymous funder	Funds received from a donor not wishing to be identified, to support our charitable work.
Grants and donations < £25,000	Various grants and donations to fund our charitable activities, which although grouped into one category here, are tracked individually against any specific location and/or project that they have requested to fund.

21 Analysis of movement in unrestricted funds

	As at 1 April 2017	Income	Expenditure	As at 31 March 2018
	£	£	£	£
Unrestricted funds	288,878	3,916,587	(3,709,393)	496,072
	288,878	3,916,587	(3,709,393)	496,072

Name of fund	Description, nature and purposes of the fund
Unrestricted funds	Free reserves after allowing for all designated funds

**STREET LEAGUE
NOTES TO THE ACCOUNTS
FOR THE YEAR ENDED 31 MARCH 2018 (CONTINUED)**

22 Analysis of net assets between funds

	General fund £	Restricted funds £	Total £
Tangible fixed assets	7,509	-	7,509
Net current assets/(liabilities)	665,852	348,365	1,014,217
Creditors of more than one year	(177,289)	-	(177,289)
Total	496,072	348,365	844,437

23 Operating lease commitments

The charity's total future minimum lease payments under non-cancellable operating leases is as follows for each of the following periods:

	Property		Equipment	
	2018 £	2017 £	2018 £	2017 £
Less than one year	124,282	66,530	19,529	19,528
One to five years	28,091	59,172	43,229	62,648
	152,373	125,702	62,758	82,176

24 Operating lease commitments

The carrying amounts of the charity's financial instruments are as follows:

	2018 £	2017 £
Financial assets measured at amortised cost	1,249,541	1,231,066
Financial liabilities measured at amortised cost	458,536	487,266

Further details of loan financing is in notes 17 and 19 to these accounts.

STREET LEAGUE NOTES TO THE ACCOUNTS FOR THE YEAR ENDED 31 MARCH 2018 (CONTINUED)

25 Reconciliation of net movement in funds to net cash flow from operating activities

	2018 £	2017 £
Net income/(expenditure) for the year (as per the statement of financial activities)	61,329	17,213
Adjustments for:		
Depreciation charge	13,882	29,741
Dividends, interest and rents from investments	(569)	(880)
Loss/(profit) on sale of fixed assets	(1,103)	380
Decrease/(increase) in debtors	(187,424)	24,612
Increase/(decrease) in creditors	15,850	(132,707)
Net cash provided by/(used in) operating activities	(98,035)	(61,641)

STREET LEAGUE PARTNERS

