

SOCIAL CARE IN ACTION

CONSOLIDATED
REPORT AND FINANCIAL STATEMENTS

FOR THE YEAR ENDED
31 MARCH 2018

A COMPANY LIMITED BY GUARANTEE

COMPANY REGISTRATION NUMBER: 04526806

REGISTERED CHARITY NUMBER: 1096903

SOCIAL CARE IN ACTION
FINANCIAL STATEMENTS
FOR THE YEAR ENDED
31 MARCH 2018

CONTENTS	Pages
Report of the Trustees Incorporating the Strategic Report	1 - 5
Independent Auditor's Report	6 - 7
Consolidated Statement of Financial Activities	8
Consolidated and Parent Balance Sheet	9
Consolidated Statement of Cash Flows	10
Notes to the Cash Flow Statement	11
Notes to the Financial Statements	12 - 26

SOCIAL CARE IN ACTION

REPORT OF THE TRUSTEES

FOR THE YEAR ENDED 31 MARCH 2018

The trustees are pleased to present their annual report and audited consolidated Financial Statements of the charitable company and its subsidiaries for the year ended 31 March 2018, which are also prepared to meet the requirements for a Directors' Report and Financial Statements for Companies Act purposes.

The Financial Statements comply with the Charities Act 2011, the Companies Act 2006, the Memorandum and Articles of Association and Accounting and Reporting by Charities: Statement of Recommended Practice applicable to charities preparing their Financial Statements in accordance with the Financial Reporting Standard applicable in the UK and Republic of Ireland (FRS 102) (effective 1 January 2015).

REFERENCE AND ADMINISTRATIVE INFORMATION

Charity Name	Registered Office
Social Care in Action	Amplevine House Dukes Road Southampton SO14 0ST
Charity Registration Number	
1096903	

Company Registration Number
04526806

DIRECTORS AND TRUSTEES

The directors of the charitable company, for the purposes of company law, are also its trustees for the purpose of charity law. The trustees who served during the year and since the year end are as follows:

L Judd	Chair		
R Hallett	Treasurer	Res	Dec 17
G Dibben	Secretary		
C Beech		Res	Dec 17
D Chamberlain			
E Hickman			
W Hughes			
D Lodge			
M Patel			
M Venables			
E Keogh			
R Dickenson	Treasurer	App	Mar 18

GROUP REGISTERED SOCIETIES AND CHARITABLE COMPANIES

SCA Care	Registered Society No: 27461R
SCA Trafalgar Dental Services	Registered Society No: 29975R
SCA Transport Services	Registered Society No: 29035R
SCA Fenwick 2 Limited	Registered Society No: 30336R
Options Wellbeing Trust	Charitable Company No: 1100782
Southampton Healthy Living	Company No: 10627689

SENIOR MANAGEMENT TEAM

R Marriott	Chief Executive	Res	Aug 18
D Freshwater	Chief Executive	App	Aug 18
J Mills	Head of Finance		
K McCarthy	Head of Human Resources		
F Hardie	Head of Business Development		
M Wrycraft	Head of Facilities		
S Ball	Operations Director Trafalgar		
N Keeley	Options Wellbeing Trust Operations Director		
W Lee	Head of Health & Wellbeing		
R Rossiter	Director of Integrated Services		

OUR ADVISORS

Auditor
Saffery Champness LLP - Bournemouth

Bankers
Lloyds Bank - Totton
Royal Bank of Scotland - Southampton

REPORT OF THE TRUSTEES (CONTINUED)

FOR THE YEAR ENDED 31 MARCH 2018

STRATEGIC REPORT

The charitable company presents its Report and Strategic Report.

AIMS AND OBJECTIVES

The charitable company's aims and objectives are:

- the advancement of health and the relief of those in need by reason of youth, age, ill-health, disability, financial hardship or other disadvantage for the public benefit in particular, but not limited to the practice and provision of health, education, care or community services; and
- to provide or assist in the provision of facilities in the interests of social welfare for recreation or other leisure time occupation of individuals who have need of such facilities by reason of their youth, age, infirmity or disability, financial hardship or social circumstances with the object of improving their conditions of life.

Public Benefit Statement

Our main activities and who we try to benefit are described above.

Our charitable activities focus on care in the community, transport, dentistry, training, counselling services and operating a wellbeing centre.

All of our activities are undertaken to further our charitable purposes for the public benefit. In shaping our objectives and planning our activities, the trustees have considered the Charity Commission's guidance on public benefit including the guidance 'Public Benefit: Running a Charity (PB2)'.

ACHIEVEMENTS AND PERFORMANCE

2017-18 has continued to be a challenging social and public policy environment; continued cuts in Local Authority budgets; demographic challenges in relation to increased numbers of older people; changing legislation in relation to Community Transport; significant challenges in recruiting staff in a number of areas – Carers, Dentists, and Drivers. The group is now three years into its five-year strategy for 2016-2021. This document details how we will develop in the period, as follows:

Our work is built on the quality of the relationships we have with those who use our services. We will increase our focus on what we do well and continue to improve the lives of those we work with during 2017-2019 by:

- Increasing our geographical reach in Southern England.
- Build our evidence base to show what we do, how we do it, what has improved and how we can replicate what works well.

In line with our plans, we have expanded our geographical reach in Southern England by successfully winning the contract to deliver Extra-Care at three schemes in the New Forest; Lymington, New Milton and Totton. Our services are for the provision of on-site 24 hours, seven days a week social care services within the housing schemes to improve choice and outcomes for vulnerable older and disabled people who are at risk of increased dependence without such provision. Since starting this service in May 2017, we have provided 100,829 visits to customers, enabling them to continue to live independently, in their own flats as an alternative to entering residential care.

Our reach has also increased within Southampton City by our innovative approach to actively support the Voluntary and Community Social Enterprise (VCSE) sector through the Southampton Healthy Living (SHL) contract, a three-year programme which started in April 2017.

This programme is led by Social Care in Action working in partnership with statutory and voluntary organisations to offer a single service which enables individuals, families and communities to develop more control over their lifestyle by helping create communities where healthy behaviour is the norm.

To help build community capacity as part of our commitment to improving individual lives and the communities we serve, £100k of the total contract value has been made available to smaller VCSE organisations through a grant programme. To date, 14 organisations have been awarded a grant, and collectively we have helped over 13,000 residents to lead healthier lives, improve life expectancy, and reduce health inequalities across Southampton.

As part of our commitment to demonstrate the difference we make to the people we support and wider society, and to improve the outcomes for individuals, we have committed to building our evidence base. To do so, we have invested in PASSystem Care Management App and Quality Compliance Systems (QCS) for care services and Salesforce (Customer Relationship Management software) to evidence impact measurement and management across all services. This means that moving forward we can measure our services and improve the effectiveness and efficiency with which we operate. This will ensure that our future direction includes what we need to do to create the changes (or outcomes) that lead to the desired impact.

SCA Trafalgar whilst having a difficult financial year due to the challenges of recruiting associate dentists, has also seen those employed working extremely efficiently.

One of the biggest challenges has been recruitment, specifically within the care field and dentistry (Dentists). It is unclear yet what impact the decision to leave the European Union will have upon recruitment and retention in the future. Our HR team has carried out an appraisal to determine what impact we believe it may have; many of our dental nurses and dentists are from Europe. However, we do not believe it will impact greatly on the current staff. Where it may affect is on future staffing in dentistry which could pose significant challenges.

We have developed creative ways to recruit both carers and dentists including social recruiting - using digital platforms to meet future employees where they are: online. We directly engage with passive candidates through platforms such as LinkedIn as well as targeting applicants through Facebook/Instagram adverts. By customising an advertisements audience on such platforms, we boost messaging to reach a particular demographic. This coupled with retargeting as a digital recruitment strategy allows us to engage with job seekers throughout the candidate journey. All our recruitment campaigns take a values-based approach, focusing on attracting candidate's whose values, behaviours and attitudes match the values of our organisation, a charity where all profits are ploughed back into the community, the continued development of services and our staff.

FOR THE YEAR ENDED 31 MARCH 2018**FINANCIAL REVIEW (Continued)****ACHIEVEMENTS AND PERFORMANCE (Continued)**

As a not-for-profit organisation we ensure that we make a visible difference in supporting community initiatives; Cobbett Road Library (CRL) is one such project. CRL has now been under the custodianship of SCiA for over a year, and on 4th June 2017, our CEO celebrated our first year with volunteers and staff. The library, which is now also a community hub with new activities offered to the local community, has witnessed increasing visitor numbers and will continue to develop to achieve our aspirations of making it a space that people in the community can come together to enjoy reading, literature, and community activities – a space where people can learn informally, socialise and feel they belong. During the year SCiA gratefully received funds from Big Potential to become contract ready, these funds were used to produce a new partnership working approach which is vital for tendering for new business in the current climate.

SCiA carries out surveys during the year where we invite our customers to comment on the service we provide and the impact it is having on their lives, here are some of the responses we received.

"Thank you so much for a very valuable service to the residents of Southampton and a particularly grateful thank you to SCA Transport Services for the help and kindness and reliability over the years, long may this service continue."

"My counsellor was brilliant and gave me a lot of things to think about which enabled me to understand, accept and most importantly self-help by guiding me — Thankyou"

"I always feel a lot better after they have been and I'm ready to face the day."

We don't feel isolated anymore, as the carers are always there for us to help our daily life and help us to participate in the lounge and garden."

The future will continue to be challenging but SCiA has a good track record and as a large not-for-profit organisation is well placed to work in partnership with others in the voluntary, public and private sectors to deliver services which improve the lives of those we work with.

Further information regarding the impact it has on its community please refer to our Annual Review. Copies are available from Ampleview House, Dukes Road, Southampton SO14 0ST.

FINANCIAL REVIEW

These Financial Statements reflect the financial activity of Social Care in Action as a group of social enterprises and individually, whose activities are primarily training, employment enabling and consultancy work. These consolidated Financial Statements for the SCiA group of social enterprises reflect the combined income and expenditure of the businesses, its activities and impacts. The SCiA group of social enterprises incurred a deficit of

£147,089 in the year to 31 March 2018 (2017 - surplus of £1,188,615).

The group achieved an increase of income in the year ended 31 March 2018 with incoming resources of £8,829,127 compared to £8,791,241 in the previous year. Expenditure rose to £8,976,216, compared to £7,602,629 in the previous year.

The group now has a total reserve of £1,714,260 at 31 March 2018 compared to £1,861,349 at 31 March 2017. The trustees are concerned with the deficit incurred for the year but are pleased with the financial stability of the group.

Principal Funding Sources

The principal funding sources for the individual charitable companies are currently by way of training sales to SCA Care and SCA Trafalgar Dental Services. Social Care in Action was grateful for the grant from Big Society for Contract Readiness. These funds have been invaluable in securing a major contract during the year within the group.

Investment Powers and Policy

The trustees do not consider it prudent, at this stage, to invest income in stocks, shares or bonds for the longer term. The policy for investment is, therefore, to retain funds as cash and place them on bank deposit at the best rate obtainable.

Reserves Policy and Going Concern

It is the policy of the charitable company to aim towards maintaining unrestricted funds, which are the free reserves of the charitable company, at a level where unrestricted funds will be sufficient to meet its outgoing expenses.

The trustees are considering ways in which additional unrestricted funds could be raised. The level of reserves is part of the charitable company's business planning, budgeting and forecasting process. It takes into account:

- risks associated with each stream of income and expenditure being different from that budgeted;
- planned activity levels; and
- organisational commitments.

It is the trustees intention to review this policy with the aim of holding approximately three months running costs as free reserves over a time period of five years. As at 31 March 2018 that would equate to £805,000. The actual free reserves held at that date was £424,000. The trustees recognise that in the immediate future this position will not improve significantly, however taking into account the current length of contracts held they are content that over a period of 5 years the target is achievable.

The trustees are of the view that the charitable company and group are a going concern.

PLANS FOR FUTURE PERIODS

The Social Care in Action (SCiA) Group of social enterprises has many exciting plans and opportunities for the forthcoming year and beyond. These areas, in particular, are:

Learning Disabilities and Mental Health

Over the next financial year, SCA Care will expand its services in the areas of Mental Health and Learning Disabilities, providing a more diverse offering to SCA Care customers in areas such as supported employment and life skills.

REPORT OF THE TRUSTEES (CONTINUED)

FOR THE YEAR ENDED 31 MARCH 2018 PLANS FOR FUTURE PERIODS (Continued)

Extra Care

SCA Care will build on the success of delivering the Extra Care contract for Hampshire County Council by exploring opportunities to expand its extra-care portfolio.

Southampton Living Well

This will see the development of the day opportunities service for Southampton. SCiA in partnership with Age UK Southampton will develop and deliver a new model to replace the existing day service and transport service element currently offered across the City.

Cobbett Road Library

In consultation with SCC Library services and the community, SCiA has engaged an architect to prepare plans to develop the library into a community hub with meeting rooms in addition to maintaining a first rate a library service.

Options Wellbeing

A model of service delivery has been agreed with Gamble Aware, and Options Wellbeing Trust has been awarded a three-year contract to deliver a range of support services, allowing the Trust to increase the range of services it can offer to problem Gamblers and those concerned for them.

CEO

Since the year end Ruth Marriott the CEO resigned from her position to take up a role with another charity closer to her home in Cornwall, the trustees wish her well on her new venture and express their gratitude for the direction and strategic path she set out for SCiA during her time with the group. The trustees at the same time welcome Dan Freshwater into the role of CEO. Dan has a wealth of experience with leading charities and is looking forward to the opportunities and challenges that lie ahead.

STRUCTURE, GOVERNANCE AND MANAGEMENT

Governing Document

The company is a charitable company limited by guarantee, incorporated on 5 September 2002 and registered as a charity on 8 April 2003. The charitable company was established under a Memorandum of Association which established the objectives and powers of the charitable company and is governed under its Articles of Association. In the event of the charitable company being wound up, members are required to contribute an amount not exceeding £10.

Recruitment and Appointment of Trustees

The directors of the company are also charity trustees for the purposes of charity law and, under the charitable company's Articles, are known as members of the Board. The directors are reappointed in accordance with the Memorandum and Articles of Association.

Trustee Induction and Training

A programme is employed for the induction of new trustees. This includes visiting the offices, meeting staff and observing how the charitable company operates. It also encompasses a full induction in the charitable company's policies and procedures and involves examining the business plan.

Organisational Structure

Day to day operations and responsibilities are delegated to the Senior Management Team, who are responsible for ensuring the charitable company delivers the services specified, meets key performance targets and stays within the agreed budgets.

Risk Management

The trustees have conducted a review of the major risks to which the charitable company is exposed. Where appropriate, systems or procedures have been established to mitigate the risks the charitable company faces. Significant external risks have led to the development of a strategic plan. Internal control risks are minimised by the implementation of procedures for authorisation of all transactions and projects. The trustees have identified reputational risk, financial risk, IT risk and health and safety risk as being the major risks they are exposed to. To mitigate these the charitable company have controls which include partnership working, upgrading electronic networks and introducing technology to record events as and when they occur. In addition, all staff are provided with handbooks detailing the organisations expectations when they join.

Related Parties

Social Care in Action is a member of the SCiA group of social enterprises. The other members of the group, who are all Registered Societies under the Co-operative and Community Benefit Societies Act 2014, are SCA Care, SCA Transport Services, SCA Trafalgar Dental Services and SCA Fenwick 2 Limited, along with Options Wellbeing Trust a company limited by guarantee and Registered Charity and Southampton Healthy Living a company limited by guarantee.

The charitable companies and registered societies are all operated and managed on a unified basis with Social Care in Action acting as the parent body.

Key Management and Personnel Remuneration

The directors consider the board of directors, who are the charitable company's trustees and the senior management team, comprise the key management personnel of the charitable company in charge of directing and controlling, running and operating the charitable company on a day to day basis. All directors give their time freely as trustees in the year.

Pay Policy for Senior Staff

The trustees review the remuneration of senior staff periodically on the basis of the performance of the individual concerned and the charitable company and group as a whole.

RESPONSIBILITIES OF TRUSTEES

The trustees (who are also directors of Social Care in Action for the purposes of company law) are responsible for preparing the Annual Report of the Trustees and the Financial Statements in accordance with applicable law and United Kingdom Accounting Standards (United Kingdom Generally Accepted Accounting Practice).

Company law requires the trustees to prepare Financial Statements for each financial year. Under company law the trustees must not approve the Financial Statements unless they are satisfied that they give a true and fair view of the state of affairs of the charitable company and of the incoming resources and application of resources, including the income and expenditure, of the charitable company for that period. In preparing these Financial Statements the trustees are required to:

- select suitable accounting policies and then apply them consistently;
- observe the methods and principles in the Charities SORP (FRS 102);

REPORT OF THE TRUSTEES (CONTINUED)**FOR THE YEAR ENDED 31 MARCH 2018****RESPONSIBILITIES OF TRUSTEES (Continued)**

- make judgements and estimates that are reasonable and prudent;
- state whether applicable UK accounting standards have been followed, subject to any material departures disclosed and explained in the Financial Statements;
- and prepare the Financial Statements on the going concern basis, unless it is inappropriate to presume that the charitable company will continue in business.

The trustees are responsible for maintaining proper accounting records which disclose with reasonable accuracy, at any time, the financial position of the charitable company and to enable them to ensure that the Financial Statements comply with the Companies Act 2006.

They are also responsible for safeguarding the assets of the charitable company and hence taking reasonable steps for the prevention and detection of fraud and other irregularities.

The trustees are responsible for the maintenance and integrity of the corporate and financial information included on the charitable company's website. Legislation in the United Kingdom governing the preparation and dissemination of the Financial Statements may differ from legislation in other jurisdictions.

Statement as to Disclosure to our Auditors


In so far as the trustees are aware, at the time of approving our Report of the Trustees:

- there is no relevant information, being information needed by the auditor in connection with preparing their report, of which the charitable company's and group's auditor is unaware; and
- the trustees, having made enquiries of fellow directors and the group's auditor that they ought to have individually taken, have each taken all steps that he/she is obliged to take as a director in order to make themselves aware of any relevant audit information and to establish that the charitable company's and group's auditor is aware of that information.

AUDITOR

Saffery Champness LLP were appointed as auditor to the charity and in accordance with section 485 of the Companies Act 2006, the trustees will propose a motion to re-appoint the auditors at a meeting of the trustees

Approved by the trustees on 10 October 2018 and signed on their behalf by:



L JUDD
CHAIR

INDEPENDENT AUDITOR'S REPORT

TO THE MEMBERS OF SOCIAL CARE IN ACTION

FOR THE YEAR ENDED 31 MARCH 2018

Opinion

We have audited the financial statements of Social Care in Action for the year ended 31 March 2018 which comprise the Consolidated Statement of Financial Activities, Consolidated and Charitable Company Balance sheet, Consolidated Statement of Cash Flows and notes to the financial statements, including a summary of significant accounting policies. The financial reporting framework that has been applied in their preparation is applicable law and United Kingdom Accounting Standards, including Financial Reporting Standard 102, the Financial Reporting Standard applicable in the UK and Republic of Ireland (United Kingdom Generally Accepted Accounting Practice).

In our opinion the financial statements:

- give a true and fair view of the state of the affairs of the group and the parent charitable company as at 31 March 2018 and of the group's incoming resources and application of resources, including its income and expenditure, for the year then ended;
- have been properly prepared in accordance with United Kingdom Generally Accepted Accounting Practice; and
- have been prepared in accordance with the requirements of the Companies Act 2006.

Basis for opinion

We conducted our audit in accordance with International Standards on Auditing (UK) (ISAs (UK)) and applicable law. Our responsibilities under those standards are further described in the Auditor's responsibilities for the audit of the financial statements section of our report. We are independent of the group and the parent charitable company in accordance with the ethical requirements that are relevant to our audit of the financial statements in the UK, including the FRC's Ethical Standard, and we have fulfilled our other ethical responsibilities in accordance with these requirements. We believe that the audit evidence we have obtained is sufficient and appropriate to provide a basis for our opinion.

Conclusions relating to going concern

We have nothing to report in respect of the following matters in relation to which the ISAs (UK) require us to report to you where:

- the trustees' use of the going concern basis of accounting in the preparation of the financial statements is not appropriate; or
- the trustees have not disclosed in the financial statements any identified material uncertainties that may cast significant doubt about the group's or the parent charitable company's ability to continue to adopt the going concern basis of accounting for a period of at least twelve months from the date when the financial statements are authorised for issue.

Other information

The trustees are responsible for the other information. The other information comprises the information included in the annual report, other than the financial statements and our auditor's report thereon. Our opinion on the financial

statements does not cover the other information and, except to the extent otherwise explicitly stated in our report, we do not express any form of assurance conclusion thereon.

In connection with our audit of the financial statements, our responsibility is to read the other information and, in doing so, consider whether the other information is materially inconsistent with the financial statements or our knowledge obtained in the audit or otherwise appears to be materially misstated. If we identify such material inconsistencies or apparent material misstatements, we are required to determine whether there is a material misstatement in the financial statements or a material misstatement of the other information. If, based on the work we have performed, we conclude that there is a material misstatement of this other information, we are required to report that fact. We have nothing to report in this regard.

Other matters prescribed by the Companies Act 2006

In our opinion, based on the work undertaken in the course of the audit:

- the information given in the Trustees' Annual Report which includes the Directors' Report and the Strategic Report for the financial year for which the financial statements are prepared is consistent with the financial statements; and
- the Trustees' Annual Report which includes the Directors' Report and the Strategic Report have been prepared in accordance with applicable legal requirements.

Matters on which we are required to report by exception

In the light of the knowledge and understanding of the group and the parent charitable company and its environment obtained in the course of the audit, we have not identified material misstatements in the Trustees' Annual Report and Strategic Report.

We have nothing to report in respect of the following matters where the Companies Act 2006 require us to report to you if, in our opinion:

- the group or parent charitable company has not kept adequate and sufficient accounting records, or returns adequate for our audit have not been received from branches not visited by us; or
- the parent charitable company financial statements are not in agreement with the accounting records and returns; or
- certain disclosures of trustees' remuneration specified by law are not made; or
- we have not received all the information and explanations we require for our audit.

FOR THE YEAR ENDED 31 MARCH 2018

Responsibilities of trustees

As explained more fully in the Statement of Trustees' Responsibilities set out on page 4, the trustees (who are also the directors of the charitable company for the purposes of company law) are responsible for the preparation of the financial statements and for being satisfied that they give a true and fair view, and for such internal control as the trustees determine is necessary to enable the preparation of the financial statements that are free from material misstatement, whether due to fraud or error.

In preparing the financial statements, the trustees are responsible for assessing the group's and parent charitable company's ability to continue as a going concern, disclosing, as applicable, matters related to going concern and using the going concern basis of accounting unless the trustees either intend to liquidate the group or the parent charitable company or to cease operations, or have no realistic alternative but to do so.

Auditor's responsibilities for the audit of the financial statements

We have been appointed as auditors under the Companies Act 2006 and report in accordance with that Act.

Our objectives are to obtain reasonable assurance about whether the financial statements as a whole are free from material misstatement, whether due to fraud or error, and to issue an auditor's report that includes our opinion.

Reasonable assurance is a high level of assurance, but is not a guarantee that an audit conducted in accordance with ISAs (UK) will always detect a material misstatement when it exists. Misstatements can arise from fraud or error and are considered material if, individually or in the aggregate, they could reasonably be expected to influence the economic decisions of users taken on the basis of these financial statements.

A further description of our responsibilities for the audit of the financial statements is located on the Financial Reporting Council's website at:

www.frc.org.uk/auditorsresponsibilities. This description forms part of our auditor's report.

Use of our report

This report is made solely to the charitable company's members and the trustees, as a body, in accordance with Chapter 3 of Part 16 of the Companies Act 2006. Our audit work has been undertaken so that we might state to the charitable company's members and trustees those matters we are required to state to them in an auditor's report and for no other purpose. To the fullest extent permitted by law, we do not accept or assume responsibility to anyone other than the charitable company, the charitable company's members and trustees as a body, for our audit work, for this report, or for the opinions we have formed. Any knowledge acquired by us in the course of performing the audit. If we become aware of any apparent material misstatements or inconsistencies we consider the implications for our report.



Nicholas Fernyhough (Senior Statutory Auditor)
for and on behalf of Saffery Champness LLP

Chartered Accountants

Statutory Auditors

**Midland House
2 Poole Road
Bournemouth
BH2 5QY**

12 October 2018

Saffery Champness LLP is eligible to act as an auditor in terms of section 1212 of the Companies Act 2006

The Section 408 exemption has been taken and the parent company's own profit and loss account has been omitted from the financial statements

SOCIAL CARE IN ACTION

CONSOLIDATED STATEMENT OF FINANCIAL ACTIVITIES
(INCORPORATING INCOME AND EXPENDITURE ACCOUNTS)

FOR THE YEAR ENDED 31 MARCH 2018

Consolidated

	Note	Unrestricted Funds 2018 £	Restricted Funds 2018 £	Total Funds 2018 £	Total Funds 2017 £
INCOME					
Donations and legacies	2	336	-	336	942,319
Charitable activities	3	7,662,959	53,201	7,716,160	7,658,174
Investment income	4	113,481	-	113,481	106,026
Community benefit trading		983,000	-	983,000	-
Other Income					
Gain on disposal of fixed assets		16,150	-	16,150	84,722
TOTAL		8,775,926	53,201	8,829,127	8,791,241
EXPENDITURE					
Charitable activities		7,887,100	69,354	7,956,454	7,586,867
Community benefit trading		983,916	-	983,916	-
Costs of fundraising		35,846	-	35,846	15,762
TOTAL	5	8,906,862	69,354	8,976,216	7,602,629
NET (EXPENDITURE)/INCOME FOR THE YEAR BEFORE TAXATION					
	7	(130,936)	(16,153)	(147,089)	1,188,612
Corporation tax	10	-	-	-	3
NET MOVEMENT IN FUNDS		(130,936)	(16,153)	(147,089)	1,188,615
RECONCILIATION OF FUNDS					
Total funds brought forward		1,837,859	23,490	1,861,349	672,734
TOTAL FUNDS CARRIED FORWARD		1,706,923	7,337	1,714,260	1,861,349

The net expenditure for the purposes of the Companies Act 2016 comprises the net expenditure for the year and was £147,089 (2017: surplus £1,188,615).

SOCIAL CARE IN ACTION

CONSOLIDATED AND PARENT BALANCE SHEET

AS AT 31 MARCH 2018

	Note	Consolidated 2018 £	2017 £	Charitable Company 2018 £	2017 £
FIXED ASSETS					
Tangible fixed assets	11	1,669,672	1,739,896	42,188	32,562
Investment property	12	131,520	133,260	-	-
Intangible assets	13	30,000	40,000	-	-
Investments	14	-	-	4	4
TOTAL FIXED ASSETS		1,831,192	1,913,156	42,192	32,566
CURRENT ASSETS					
Stock		19,017	19,503	-	-
Debtors	15	1,117,180	555,078	107,972	101,731
Cash at bank and in hand		2,085,885	1,995,076	475,476	517,173
TOTAL CURRENT ASSETS		3,222,082	2,569,657	583,448	618,904
LIABILITIES					
Creditors: Amounts falling due within one year	16	2,719,007	1,935,874	433,509	443,843
NET CURRENT ASSETS		503,075	633,783	149,939	175,061
TOTAL ASSETS LESS CURRENT LIABILITIES					
CREDITORS: Amounts falling due after more than one year	18	2,334,267	2,546,939	192,131	207,627
NET ASSETS	23	1,714,260	1,861,349	167,423	183,406


GROUP / CHARITABLE COMPANY FUNDS

Unrestricted Income Funds:	24				
- General funds		1,487,091	1,616,330	160,086	159,916
- Revaluation reserve		219,832	221,529	-	-
Total Unrestricted Income Funds		1,706,923	1,837,859	160,086	159,916
Restricted income funds	24	7,337	23,490	7,337	23,490
GROUP / CHARITABLE COMPANY FUNDS		1,714,260	1,861,349	167,423	183,406


The trustees have prepared group Financial Statements in accordance with section 398 of the Companies Act 2006 and section 138 of the Charities Act 2011. These Financial Statements constitute the annual Financial Statements required by the Companies Act 2006 and are for circulation to members of the charitable company.

The consolidated Balance Sheet incorporates all the charitable companies and registered societies within the SCiA group. The notes on page 11 to 25 form part of these Financial Statements.

Approved by the trustees on 10 October 2018 and signed on their behalf by:



L JUDD
CHAIR



R DICKENSON
TREASURER

SOCIAL CARE IN ACTION

CONSOLIDATED STATEMENT OF CASH FLOWS

FOR THE YEAR ENDED 31 MARCH 2018

	Note	Consolidated 2018 £	2017 £
CASH FLOWS FROM OPERATING ACTIVITIES			
Net cash provided by operating activities	1	576,723	503,145
CASH FLOWS FROM INVESTING ACTIVITIES			
Interest Income		683	983
Proceeds from sale of property, plant and equipment		16,150	198,364
Purchase of property, plant and equipment		(126,150)	(161,705)
		(109,317)	37,642
NET CASH (USED IN)/PROVIDED BY INVESTING ACTIVITIES			
CASH FLOWS FROM FINANCING ACTIVITIES			
Cash in/(out)flows due to changes in members' shares in subsidiary societies		7	(8)
Repayments of borrowing		(519,490)	(51,875)
Cash inflows from new borrowing		-	24,000
Repayments of obligations under finance leases		(82,341)	(109,533)
Cash inflows from new finance leases		-	36,724
		(601,824)	(100,692)
NET CASH (USED IN)/PROVIDED BY FINANCING ACTIVITIES			
Change in cash and cash equivalents in the year		(134,418)	440,095
Cash and cash equivalents at the beginning of the year		1,995,076	1,554,981
Cash and cash equivalents at the end of the year	2	1,860,658	1,995,076

SOCIAL CARE IN ACTION

NOTES TO THE CASH FLOW STATEMENT

FOR THE YEAR ENDED 31 MARCH 2018

1. RECONCILIATION OF NET (EXPENDITURE)/INCOME TO NET CASH FLOW FROM OPERATING ACTIVITIES

	Consolidated	
	2018	2017
	£	£
Net (expenditure)/income for the year as per The Statement of Financial Activities	(147,089)	1,188,615
Adjustments for:		
Interest income shown in investing activities	(683)	(983)
Depreciation charges	198,114	209,167
Amortisation charges	10,000	10,000
Gain on disposal of fixed assets	(16,150)	(84,722)
Decrease/(Increase) in stock	486	(3,987)
(Increase)/Decrease in debtors	(21,514)	11,198
Increase/(Decrease) in creditors	553,559	(39,718)
Acquisition of property on merger	-	(786,425)
Net cash provided by operating activities	576,723	503,145

2. ANALYSIS OF CASH AND CASH EQUIVALENTS

	Consolidated	
	2018	2017
	£	£
Cash at bank and in hand	2,085,885	1,995,076
Bank overdraft	(225,227)	-
Total cash and cash equivalents	1,860,658	1,995,076

SOCIAL CARE IN ACTION

NOTES TO THE FINANCIAL STATEMENTS

FOR THE YEAR ENDED 31 MARCH 2018

1. ACCOUNTING POLICIES

Charity Information

Social Care in Action is a charitable company established under its Memorandum and Articles of Association and registered with the Charity Commission and Companies House in England and Wales.

The principal address is Amplevine House, Dukes Road, Southampton, SO14 0ST.

The charitable company is a public benefit company.

The principal accounting policies adopted, judgements and key sources of estimation uncertainty in the preparation of the Financial Statements are as follows:

(a) Basis of Preparation

The Financial Statements have been prepared in accordance with Accounting and Reporting by Charities: Statement of Recommended Practice applicable to charities preparing their Financial Statements in accordance with the Financial Reporting Standard applicable in the UK and Republic of Ireland (FRS 102) (effective 1 January 2015) - (Charities SORP (FRS 102), the Financial Reporting Standard applicable to the UK and Republic of Ireland (FRS 102) and the Companies Act 2006.

The Financial Statements are prepared in sterling, which is the functional currency of the charitable company. Monetary amounts are rounded to the nearest £.

Assets and liabilities are initially recognised at historical cost or transaction value unless otherwise stated in the relevant accounting policy note.

The trustees consider that there are no material uncertainties about the Charity's ability to continue as a going concern.

(b) Group Financial Statements

The consolidated Financial Statements incorporate the results of Social Care in Action and its related Registered Societies and charitable companies.

The consolidated entity is referred to as the SCiA group of social enterprises (group).

The Charity has taken advantage of the exemption, under section 408 of the Companies Act 2006, not to publish its own Statement of Financial Activities. The charitable company's total income was £955,468 (2017: £891,447) and its total expenditure was £971,451 (2017: £817,060) resulting in a net deficit of £15,983 (2017: surplus £74,387)

(c) Income

All income is included in the Statement of Financial Activities when the charitable company is entitled to the income and the amount can be quantified with reasonable accuracy. The following specific policies are applied to particular categories of income:

- Donations and legacies are included in full in the Statement of Financial Activities when receivable.
- Income from charitable activities is accounted for when earned.
- Income from government and other grants, whether "capital" grants or "revenue" grants, is recognised when the charity has entitlement to the funds, any performance conditions attached to the grants have been met, it is probable that the income will be received and the amount can be measured reliably and is not deferred.
- Investment income is included when receivable.
- Donated services and facilities are included at the value to the charitable company. The value of services provided by volunteers has not been included in these Financial Statements. Volunteers are used to provide driving services, assist in the operation of day centres and as librarians.

(d) Expenditure

Expenditure is recognised on an accruals basis as a liability is incurred. Expenditure includes any VAT which cannot be fully recovered and is reported as part of the expenditure to which it relates.

Expenditure on charitable activities comprises those costs incurred by the charitable company in the delivery of its activities and services for its beneficiaries. It includes both costs that can be allocated directly to such activities and those costs of an indirect nature necessary to support them.

Support costs are allocated between the expenditure categories of the Statement of Financial Activities on a basis designed to reflect the use of the resource. Costs relating to a particular activity are allocated directly, others are apportioned on an appropriate basis, eg floor areas, per capita or estimated usage as set out in Note 5.

Governance costs include those costs associated with meeting the constitutional and statutory requirements of the charitable company and include the audit fees and costs linked to the strategic management of the charitable company.

(e) Goodwill

Goodwill is calculated as the difference between the acquisition cost and the fair value of an asset. Goodwill is written-off as follows:

Totton Practice

over 10 years

For the year ended 31 March 2018

1. ACCOUNTING POLICIES (CONTINUED)

(f) **Tangible Fixed Assets**

Tangible fixed assets are stated at cost, less accumulated depreciation and any accumulated impairment losses. The costs of additions below £1000 are not capitalized.

Depreciation is provided at rates calculated to write off the cost of each asset over its expected useful life as follows:

Buses and motor vehicles	2 to 6 years
Office equipment	2 to 7 years
Computer equipment	3 to 4 years
Training equipment	4 years
Furniture, fixtures and fittings	3 to 4 years
Freehold buildings and property	50 years
Property improvements	5 to 15 years
Dental equipment	7 years

(g) **Investment Property**

Investment properties are valued at fair value annually, with the change recognised in the statement of financial activities.

(h) **Stock**

Stock is valued at the lower of cost or net realisable value.

(i) **Debtors**

Trade and other debtors are recognised at the settlement amount due. Prepayments are valued at the amount prepaid net of any trade discounts due.

(j) **Cash at Bank and in Hand**

Cash at bank and in hand includes cash and short term highly liquid investments with a short maturity of three months or less from the date of acquisition or opening of the deposit or similar account.

(k) **Creditors and Provisions**

Creditors and provisions are recognised where the charitable company has a present obligation resulting from a past event that will probably result in the transfer of funds to a third party and the amount due to settle the obligation can be measured or estimated reliably. Creditors and provisions are normally recognised at their settlement amount after allowing for any trade discounts due.

(l) **Hire Purchase**

Assets held under hire purchase agreements are capitalised and disclosed under tangible fixed assets at their fair value. The capital element of the future payments is treated as a liability and the interest is charged to the Statement of Financial Activities on a straight line basis.

(m) **Finance Lease Agreements**

Assets held under finance leases where substantially all of the benefits and risks of ownership accrue to the lessee, are capitalised and disclosed under tangible fixed assets at their fair value. The assets are depreciated over the shorter of the lease term or their useful economic life. The capital element of the future payments is treated as a liability. The total finance charge for each lease is charged to the Statement of Financial Activities so as to produce a constant periodic rate of charge for each accounting period.

(n) **Operating Lease Agreements**

Rentals applicable to operating leases where substantially all of the benefits and risks of ownership remain with the lessor are charged to the Statement of Financial Activities as incurred.

(o) **Pension Costs**

The related subsidiary, SCA Care, and the related charitable company, Options Wellbeing Trust, both participate in the Hampshire County Council (HCC) pension scheme which is a Defined Benefit Pension Scheme within a multi-employer plan.

Historically sufficient information was not available to measure the net defined liability for the obligations under the defined benefit plan and, therefore, the registered society and charitable company had accounted for the plan as if it were a defined contribution plan. However HCC have provided details of the deficit relating to each entity. The registered society and the charitable company have entered into an agreement with the multi-employer plan provider that determines how the deficit is to be funded and this has been recognised as a liability in the consolidated Financial Statements.

The charitable company and related entities also operate a defined contribution pension scheme.

(p) **Taxation**

The activities of the charitable company and its related societies and charitable companies, with the exception of SCA Fenwick 2 Limited, are exempt from Corporation Tax on their charitable activities.

NOTES TO THE FINANCIAL STATEMENTS (Continued)

For the year ended 31 March 2018

1. ACCOUNTING POLICIES (CONTINUED)

(q) Fund Accounting

Unrestricted funds consist of the general purposes fund and designated funds.

Designated funds are funds established by the trustees from time to time for specific projects or purposes, are not in any way restricted and any surplus or deficit will be transferred to/from the general purposes fund when the designated fund is closed.

Restricted Funds are funds subject to specific restrictions imposed by donors or by the purpose of the appeal.

(r) Significant Judgements and Estimates

Preparation of the Financial Statements may require management to make significant judgements and estimates. There are no items in the Financial Statements where judgements and estimates would have a significant effect on amounts recognised in the Financial Statements.

(s) Financial Instruments

The charitable company only has financial assets and financial liabilities of a kind that qualify as basic financial instruments. Basic financial instruments are initially recognised at transaction value and subsequently measured at their settlement value with the exception of bank loans, which are subsequently measured at amortised cost using the effective interest method.

2. DONATIONS AND LEGACIES

Consolidated

	Unrestricted Funds 2018 £	Restricted Funds 2018 £	Total Funds 2018 £	Total Funds 2017 £
Donations	336	-	336	125
Donation from Options Wellbeing Trust	-	-	-	942,194
Total	336	-	336	942,319

Social Care in Action merged with Options Wellbeing Trust on 31 May 2016. At that date Options Wellbeing Trust had net assets of £942,194. This has been incorporated into the consolidated Financial Statements by way of a donation on the date of the merger.

The donations and legacies income for the year to 31 March 2017 of £942,319 was unrestricted.

There were no donated services and facilities receivable (2017 - £nil).

3. CHARITABLE ACTIVITIES

Consolidated

	Unrestricted Funds 2018 £	Restricted Funds 2018 £	Total Funds 2018 £	Total Funds 2017 £
Local Authority contracts	2,179,517	-	2,179,517	1,456,337
Customer contributions	643,487	-	643,487	851,560
NHS contracts	3,855,955	-	3,855,955	4,268,254
Private dental work	601,383	-	601,383	522,505
Private counselling	26,591	-	26,591	17,700
Dentists' licence fee	(32,374)	-	(32,374)	(1,545)
Fee income	29,989	-	29,989	45,999
Advocacy services	-	-	-	54,266
General consultancy	7,073	-	7,073	5,166
Sundry income	58,303	-	58,303	63,729
Use of buses	93,229	-	93,229	92,140
Dial-a-ride	21,435	-	21,435	21,537
Car share income	28,620	-	28,620	27,014
Grants received	149,751	53,201	202,952	233,512
Total	7,662,959	53,201	7,716,160	7,658,174

For the year ended 31 March 2018**3. CHARITABLE ACTIVITIES (CONTINUED)**

The group has entered into service agreement contracts with government bodies and local authorities to provide the various services and specific deliverables that the group provides. There were no unfulfilled conditions and/or other contingencies attaching to the grants that have been recognised in income.

The income received from charitable activities is split across the group's key activities as follows:

	Consolidated	
	2018	2017
	£	£
Training and education	90,373	216,797
Care	2,574,282	2,041,192
Transport	421,426	431,779
Dental	4,450,637	4,810,032
Health and social welfare	11,826	15,923
Information and counselling	167,616	142,451
Total	7,716,160	7,658,174

The consolidated income from charitable activities in the year to 31 March 2017 of consolidated £7,658,174 of which £7,605,692 was unrestricted and £52,482 was restricted.

4. INVESTMENT INCOME**Consolidated**

	Unrestricted Funds 2018 £	Restricted Funds 2018 £	Total Funds 2018 £	Total Funds 2017 £
Bank interest	683	-	683	983
Rent received	112,798	-	112,798	105,043
Total	113,481	-	113,481	106,026

NOTES TO THE FINANCIAL STATEMENTS (Continued)

For the year ended 31 March 2018

5. ANALYSIS OF TOTAL EXPENDITURE

Consolidated	Central		Training & Education		Care		Transport		Dental		Health & Social Welfare		Information & Counselling		2018		2017	
	£	£	£	£	£	£	£	£	£	£	£	£	£	£	Total	Total	Total	Total
Direct staff costs	543,523	27,814	1,530,307	417,294	995,039	52,451	119,974	3,686,402	3,231,405									
Consultancy	-	-	127,449	-	358,311	-	-	485,760	320,794									
Transport costs	-	-	641	162,998	-	-	-	163,639	176,683									
Dental costs	-	-	-	-	2,071,558	-	-	2,071,558	2,340,566									
Other direct costs	28,483	-	34,220	5,259	-	-	-	67,962	25,912									
Daycare club amenities	-	-	35,559	-	-	-	-	35,559	6,881									
Motor and travel	-	-	59,105	-	-	-	-	59,105	60,271									
Bad debts written-off	-	-	(18,015)	317	-	-	-	(17,698)	(19,262)									
Support costs	316,810	6,739	134,706	132,015	700,278	37,396	53,710	1,381,654	1,411,107									
Governance	10,876	897	(1,320)	2,015	6,514	2,070	1,461	22,513	32,510									
Community Benefit Trading	-	-	-	-	-	983,916	-	983,916	-									
Fundraising	35,846	-	-	-	-	-	-	35,846	15,762									
Total	935,538	35,450	1,902,652	719,898	4,131,700	1,075,833	175,145	8,976,216	7,602,629									

Expenditure on charitable activities in the year to 31 March 2017 of £7,573,637 was unrestricted, and £28,992 was restricted.

For the year ended 31 March 2018

6. ANALYSIS OF SUPPORT AND GOVERNANCE COSTS

The group identifies the costs of its support functions. It then identifies those costs which relate to the governance function. Having identified its governance costs, the remaining support costs, together with the governance costs, are applied to the charitable and fundraising activities undertaken (see note 5) in the year. Refer to the table below for the basis of apportionment and the analysis of support, fundraising and governance costs.

Consolidated

	Fundraising	General Support	Governance	Total Funds	Basis of Apportionment
		£	£	£	
Support staff costs		36,359	-	36,359	Time
Establishment costs		577,561	-	577,561	Usage
Administration expenses	382	246,268	353	247,003	Usage
Equipment and maintenance		99,996	-	99,996	Usage
Advertising and publicity		11,659	-	11,659	Usage
Recruitment expenses		85,427	-	85,427	Usage
Trust fees		-	1,799	1,799	Governance
Legal and professional fees		42,087	-	42,087	Usage
Audit fees		-	20,361	20,361	Governance
Bank charges and interest		59,620	-	59,620	Usage
Lease interest		14,563	-	14,563	Usage
Depreciation of fixed assets		198,114	-	198,114	Usage
Amortisation		10,000	-	10,000	Usage
Total	382	1,381,654	22,513	1,404,549	

7. NET (EXPENDITURE)/INCOME FOR THE YEAR

This is stated after charging:

	Consolidated		Charitable Company	
	2018	2017	2018	2017
	£	£	£	£
Depreciation	198,114	209,167	12,853	6,429
Auditor's remuneration	21,921	29,770	11,420	4,000

8. ANALYSIS OF STAFF COSTS, TRUSTEE REMUNERATION AND EXPENSES AND THE COST OF KEY MANAGEMENT PERSONNEL

	2018	2017
	£	£
Consolidated		
Salaries and other costs	3,498,584	3,038,505
Social Security costs	208,919	153,129
Pension costs	50,916	43,117
Total	3,758,419	3,234,751

The number of employees whose emoluments amounted to over £60,000 was as follows. The amount paid into the defined contribution pension scheme was £2,016 on behalf of these employees.

	2018 Numbers	
	Consolidated	Charitable Company
£70,001 - £80,000	1	1

The average number of employees during the year was as follows:

	2018	2017
Carers	99	84
Nurses	37	38
Drivers	38	38
Trainers and assessors	1	2
Administration	73	66
Total	248	228

NOTES TO THE FINANCIAL STATEMENTS (Continued)

For the year ended 31 March 2018

8. ANALYSIS OF STAFF COSTS, TRUSTEE REMUNERATION AND EXPENSES AND
THE COST OF KEY MANAGEMENT PERSONNEL (Continued)

No remuneration and expenses were paid to trustees from Social Care in Action or any group society or charitable company.

Certain members of the Management Committees of related entities within the SCiA group of social enterprises, who are not trustees of Social Care in Action, have received remuneration and expenses in those entities. These details are disclosed in the relevant entities Financial Statements.

The Senior Management Team received total employee benefits of £387,586 (2017 - £365,339).

9. OPERATING LEASES COMMITMENTS

Land	2018 £	2017 £
Less than 1 Years	2,855	35,945
2-5 Years	126,290	106,490
More than 5 years	106,391	106,391
Total	235,536	248,826

10. TAXATION

Social Care in Action is a charitable company registered with The Charity Commission in England & Wales (charity number 1096903). The charitable company is exempt from Corporation Tax on its charitable activities, reference XR86896.

The following societies had charitable status:

SCA Care	(Reference X 01428/91)
SCA Transport Services	(Reference XR 37023)
SCA Trafalgar Dental Services	(Reference XR 89817)

Options Wellbeing Trust and Southampton Healthy Living are also exempt from Corporation Tax on their charitable activities.

SCA Fenwick 2 Limited is not classed as having charitable status at HM Revenue & Customs and its activities are, therefore, not exempt for taxation purposes.

Provision has been made for taxation arising in the year to 31 March 2018 as follows:

	Consolidated 2018 £	2017 £
Corporation Tax provision for the year at 19%	-	-
(Over) provision in prior year	-	(3)
Total	-	(3)

NOTES TO THE FINANCIAL STATEMENTS (Continued)

For the year ended 31 March 2018

11. TANGIBLE FIXED ASSETS

Consolidated	Freehold Land & Property	Leasehold Property	Improvements	Furniture, Fixtures & Fittings	Buses & Motor Vehicles	Computer Equipment	Office Equipment	Training Equipment	Dental Equipment	Total
Cost/Valuation	£	£	£	£	£	£	£	£	£	£
At 1 April 2017	1,101,667	1,265,998	78,585	856,149	83,437	147,509	745	528,234	4,062,324	
Additions	5,550	21,778	1,428	26,312	43,091	3,978	-	24,013	126,150	
Disposals	-	-	-	(86,146)	-	(80,514)	-	-	(166,660)	
At 31 March 2018	1,107,217	1,287,776	80,013	796,315	126,528	70,973	745	552,247	4,021,814	
Depreciation										
At 1 April 2017	55,045	1,009,699	62,101	779,728	31,784	144,846	745	238,480	2,322,428	
Charge for the year	16,945	45,971	11,876	22,616	19,403	1,640	-	77,923	196,374	
Eliminated on disposal	-	-	-	(86,146)	-	(80,514)	-	-	(166,660)	
At 31 March 2018	71,990	1,055,670	73,977	716,198	51,187	65,972	745	316,403	2,352,142	
Net Book Values										
At 31 March 2018	1,035,227	232,106	6,036	80,117	75,341	5,001	-	235,844	1,669,672	
At 31 March 2017	1,046,622	256,299	16,484	76,421	51,653	2,663	-	289,754	1,739,896	

At 31 March 2018 the net book value of assets held under finance leases or hire purchase contracts amounts to £171,119 (2017 - £233,670). The depreciation charged on these assets during the year was £59,563 (2017 - £76,606).

NOTES TO THE FINANCIAL STATEMENTS (Continued)

For the year ended 31 March 2018

11. TANGIBLE FIXED ASSETS (CONTINUED)

Consolidated (Continued)

During the year ended 31 March 2008, SCA Care received a grant of £850,000 from Hampshire Primary Care Trust. This grant was used to purchase The Fenwick Hospital, Pikes Hill, Lyndhurst for £850,000. No cost has been included in Freehold Land & Property as the grant received has been offset against the capital cost of The Fenwick Hospital. Hampshire Primary Care Trust has taken a legal charge on The Fenwick Hospital. The legal charge provides that the full market value (at the time of disposal) from any future disposal of the property is returned to Hampshire Primary Care Trust. SCA Care granted a five year lease to SCA Fenwick 2 Limited on the property, which expired in March 2013. SCA Fenwick 2 Limited continues, under licence, to occupy the property on the same terms as the expired lease. The properties at Basingstoke was valued by Vail Williams (chartered surveyors), whilst the property in Southampton was valued by the trustees based on relevant market information. These revaluations took place in 2016, the trustees believe the valuation has not materially changed.

All properties are unencumbered, with the exception of the property in Southampton where Southampton City Council has a legal charge over the property representing a 20% interest in the property. The property's revaluation included in the group Financial Statements incorporates 80% of the total value of the property.

Charitable Company

	Office Computer Equipment £	Training Equipment £	Furniture & Equipment £	Total £
Cost				
At 1 April 2017	39,375	745	3,030	43,150
Additions	22,479	-	-	22,479
At 31 March 2018	61,854	745	3,030	65,629
Depreciation				
At 1 April 2017	8,474	745	1,369	10,588
Charge for the year	12,095	-	758	12,853
At 31 March 2018	20,569	745	2,127	23,441
Net Book Values				
At 31 March 2018	41,285	-	903	42,188
At 31 March 2017	30,901	-	1,661	32,562

12. INVESTMENT PROPERTY

	Consolidated £	Charitable Company £
Cost/Valuation		
At 1 April 2017 and 31 March 2018	134,710	-
Depreciation		
At 1 April 2017	1,450	-
Charge for the year	1,740	-
At 31 March 2018	3,190	-
Net Book Values		
At 31 March 2018	131,520	-
At 31 March 2017	133,260	-

The property at Eastleigh was valued by Vail Williams (chartered surveyors), this revaluation took place in 2016, the trustees believe the valuation has not materially changed.

For the year ended 31 March 2018

13 GOODWILL

	Consolidated Totton Practice £	Charitable Company £
Cost/Valuation		
At 1 April 2017 and 31 March 2018	100,000	-
Amortisation		
At 1 April 2017	60,000	-
Charge for the year	10,000	-
At 31 March 2018	70,000	-
Net Book Values		
At 31 March 2018	30,000	-
At 31 March 2017	40,000	-

In March 2011 SCA Trafalgar Dental Services took over a dental practice in Totton, Hampshire. The society paid £100,000 by way of goodwill on acquiring the practice. Amortisation of the goodwill is over 10 years and commenced on 1 April 2011.

14. INVESTMENTS

	Consolidated 2018 £	2017 £	Charitable Company 2018 £	2017 £
Members' shares of £1 each purchased	-	-	4	4
Total	-	-	4	4

During the year ended 31 March 2012, Social Care in Action invested £1 to become a member of each of the following Registered Societies:

- SCA Care
- SCA Transport Services
- SCA Trafalgar Dental Services
- SCA Fenwick 2 Limited

During the year ended 31 March 2017, Social Care in Action became members of Options Wellbeing Trust and Southampton Health Living, both companies limited by guarantee. The guarantee is limited to £10 and £1 respectively per member for each of these companies, payable on the winding-up of the company.

15. DEBTORS

	Consolidated 2018 £	2017 £	Charitable Company 2018 £	2017 £
Trade debtors	508,959	270,786	3,115	3,600
Other debtors	321,425	5,074	-	-
Prepayments and accrued income	270,002	279,218	52,998	42,580
VAT	16,794	-	7,104	-
Amounts due from Related Societies:				
SCA Care	-	-	1,278	-
SCA Transport Services	-	-	17	24,489
SCA Trafalgar Dental Services	-	-	-	4,018
SCA Fenwick 2 Limited	-	-	30,000	10,000
Options Wellbeing Trust	-	-	12,020	-
Southampton Healthy Living	-	-	1,440	17,044
Total	1,117,180	555,078	107,972	101,731

NOTES TO THE FINANCIAL STATEMENTS (Continued)

For the year ended 31 March 2018

16. CREDITORS: Amounts falling due within one year

	Consolidated		Charitable Company	
	2018	2017	2018	2017
	£	£	£	£
Bank loans	19,325	524,832	-	-
Bank overdraft	225,227	-	-	-
Trade creditors	259,135	214,436	44,830	38,557
Hire purchase and finance leases	45,988	92,372	-	-
Other creditors	270,737	180,536	2,188	2,511
Social Security and other taxes	69,905	49,208	15,188	13,282
VAT	-	1,154	-	8,192
Accruals	1,666,539	833,228	21,878	20,009
Deferred income (Note 17)	132,345	15,615	-	-
Corporation Tax	-	-	-	-
Pension liability and contribution	29,806	24,475	-	-
Amounts due to Related Societies:				
SCA Care	-	-	-	361,292
SCA Trafalgar Dental Services	-	-	349,425	-
Total	2,719,007	1,935,856	433,509	443,843

17. MOVEMENTS IN DEFERRED INCOME

	Consolidated		Charitable Company	
	2018	2017	2018	2017
	£	£	£	£
Deferred income at 1 April 2017	15,615	33,521	-	12,664
Income released during the year	(15,615)	(33,521)	-	(12,664)
Income deferred in the year	132,345	132,345	-	-
Deferred income at 31 March 2018	132,345	132,345	-	-

18. CREDITORS: Amounts falling due after more than one year

	Consolidated		Charitable Company	
	2018	2017	2018	2017
	£	£	£	£
Bank loans	16,231	30,214	-	-
Local Authority loan	24,708	24,221	24,708	24,221
Hire purchase and finance leases	54,083	90,040	-	-
Other creditors and accruals	-	-	-	-
Pension liability	524,985	541,115	-	-
Total	620,007	685,590	24,708	24,221

19. BANK LOANS

	Consolidated		Charitable Company	
	2018	2017	2018	2017
	£	£	£	£
Loans payable falling due within one year	19,325	524,832	-	-
Loans payable falling due in more than 1 year but less than 5 years	16,231	30,214	-	-
Total	35,556	555,046	-	-

During the year the two bank loans taken out by SCA Trafalgar Dental Services in 2013 at commercial rates of interest were repaid, and the legal charge over the freehold property, together with a debenture over the assets of that surgery were satisfied.

During the year to 31 March 2015 SCA Trafalgar Dental Services took out an unsecured loan of £96,625 with Shawbrook Bank Limited. The loan is repayable over 5 years and carries commercial rates of interest. The loan was used to finance the refurbishment of a new leased surgery in Portsmouth.

Since the year end SCA Trafalgar Dental Services has entered into 2 ten year mortgages with Lloyds Bank PLC, £225,000 is at a variable rate of 1.95% above BOE bank rate, and £225,000 is at a fixed rate of 3.78%.

For the year ended 31 March 2018

20. COMMITMENTS UNDER OTHER LONG-TERM LOANS

Future commitments under long-term loans are as follows:

	Consolidated		Charitable Company	
	2018	2017	2018	2017
	£	£	£	£
Amounts payable within one year	-	-	-	-
Amounts payable between 2 and 5 years	24,000	24,000	24,000	24,000
	24,000	24,000	24,000	24,000
Add: Accrued interest and finance charges	708	221	708	221
Total Other Loans	24,708	24,221	24,708	24,221

Other long-term loans are analysed as follows:

	Consolidated		Charitable Company	
	2018	2017	2018	2017
	£	£	£	£
Current obligations	-	-	-	-
Non-current obligations	24,708	24,221	24,708	24,221
Total	24,708	24,221	24,708	24,221

During the year Social Care in Action took over the operation of the Cobbett Road Library in Southampton from the local authority. Southampton City Council provided a loan of £24,000 to cover the running costs for the first year of operation. This loan is repayable commencing June 2019 over a 3 year period. Interest is accruing at a rate of 2.0%.

21. COMMITMENTS UNDER HIRE PURCHASE AND FINANCE LEASE AGREEMENTS

	Consolidated		Charitable Company	
	2018	2017	2018	2017
	£	£	£	£
Future commitments under hire purchase and finance lease agreements are as follows:				
Amounts payable within one year	48,694	95,079	-	-
Amounts payable between 2 and 5 years	64,716	113,256	-	-
	113,410	208,335	-	-
Less: Interest and finance charges relating to future periods	(13,339)	(25,923)	-	-
Total	100,071	182,412	-	-
Hire purchase and finance lease agreements are analysed as follows:				
Current obligations	45,988	92,372	-	-
Non-current obligations	54,083	90,040	-	-
Total	100,071	182,412	-	-

NOTES TO THE FINANCIAL STATEMENTS (Continued)

For the year ended 31 March 2018

22. COMMITMENTS FOR PENSION PAYMENTS

Future commitments under pension agreements are as follows:

	Consolidated		Charitable Company	
	2018	2017	2018	2017
	£	£	£	£
Amounts payable within 1 year	26,208	23,600	-	-
Amounts payable between 2-5 years	109,000	104,700	-	-
Amounts payable after 5 years	508,000	536,900	-	-
	643,208	665,200	-	-
Less: Interest and finance charges relating to future periods	(92,015)	(100,485)	-	-
Total	551,193	564,715	-	-

Pension commitments are analysed as follows:

	Consolidated		Charitable Company	
	2018	2017	2018	2017
	£	£	£	£
Current obligations	26,208	23,600	-	-
Non-current obligations	524,985	541,115	-	-
Total	551,193	564,715	-	-

23. ANALYSIS OF NET ASSETS BETWEEN FUNDS

	Unrestricted Funds	Restricted Funds	Total Funds	Total Funds
	2018	2018	2018	2017
	£	£	£	£
Consolidated				
Tangible fixed assets	1,669,672	-	1,669,672	1,739,896
Investment Properties	131,520	-	131,520	133,260
Intangible assets	30,000	-	30,000	40,000
Current assets	3,214,745	7,337	3,222,082	2,569,657
Current liabilities	(2,719,007)	-	(2,719,007)	(1,935,856)
Long term liabilities	(620,007)	-	(620,007)	(685,590)
Net assets at 31 March 2018	1,706,923	7,337	1,714,260	1,861,367
Charitable Company				
Tangible fixed assets	42,188	-	42,188	32,562
Investments	4	-	4	4
Current assets	468,139	7,337	475,476	618,904
Current liabilities	(325,537)	-	(325,537)	(443,843)
Liabilities due after one year	(24,708)	-	(24,708)	(24,221)
Net assets at 31 March 2018	160,086	7,337	167,423	183,406

NOTES TO THE FINANCIAL STATEMENTS (Continued)

For the year ended 31 March 2018

24. ANALYSIS OF CHARITABLE FUNDS

	At 01.04.17 £	Incoming Resources £	Outgoing Resources £	At 31.03.18 £
Consolidated				
Analysis of Movements in Unrestricted Funds				
General funds	1,616,330	8,775,926	(8,905,165)	1,487,091
Revaluation reserve	221,529	-	(1,697)	219,832
Total Unrestricted Funds	1,837,859	8,775,926	(8,906,862)	1,706,923
Analysis of Movements in Restricted Funds				
Contract Readiness Fund	-	52,860	(52,860)	-
Impact Readiness fund	16,088	-	(16,088)	-
Hardship fund	3,566	341	(406)	3,501
Mildred Anne Reynolds fund	3,836	-	-	3,836
Total Restricted Funds	23,490	53,201	(69,354)	7,337
Total Funds	1,861,349	8,829,127	(8,976,216)	1,714,260

	At 01.04.17 £	Incoming Resources £	Outgoing Resources £	At 31.03.18 £
Charitable Company				
Analysis of Movements in Unrestricted Funds				
General funds	159,916	902,267	(902,097)	160,086
Total Unrestricted Funds	159,916	902,267	(902,097)	160,086
Analysis of Movements in Restricted Funds				
Contract Readiness Fund	-	52,860	(52,860)	-
Impact Readiness fund	16,088	-	(16,088)	-
Hardship fund	3,566	341	(406)	3,501
Mildred Anne Reynolds fund	3,836	-	-	3,836
Total Restricted Funds	23,490	53,201	(69,354)	7,337
Total Funds	183,406	955,468	(971,451)	167,423

Unrestricted Funds

Unrestricted Funds comprise those funds which trustees are free to use in accordance with the Charitable Company's charitable objects.

The Revaluation Reserve relates to freehold property revaluations which arose in Options Wellbeing Trusts Financial Statements before its merger with Social Care in Action on 31 May 2016.

Restricted Funds

Restricted Funds are funds which have been given for particular purposes and projects. The Restricted Funds must be used for the specific purpose as laid down by the donor.

Contract Readiness Fund – Social Care in Action has received a grant of £52,860 from the Big Lottery. SCiA engaged the services of Cogent Ventures to prepare the group to apply for and become successful at tendering for new business. This fund assisted SCA Care in obtaining the Southampton Living Well contract which commenced on 1st April 2018. This fund is also being used to create charitable business plans for subsidiaries in the group.

Impact Readiness Fund - Social Care in Action has received a grant of £43,596 from the Big Lottery. Cogent Ventures were engaged to prepare for and implement a tool for measuring the benefits and impact on society when delivering its services to the community.

Hardship Fund - Social Care in Action has received funds to provide services to the community during the Christmas period.

Mildred Anne Reynolds Fund - Social Care in Action received a gift of £5,000 to fund the introduction of new activities to the health and wellbeing centre operated by SCA Fenwick 2 Limited.

NOTES TO THE FINANCIAL STATEMENTS (Continued)

For the year ended 31 March 2018

25. PENSION COSTS

SCA Care operates a defined benefit pension scheme within a multi-employer plan, operated by Hampshire County Council. Hampshire County Council have notified the registered society of its share of the pension scheme deficit and provided a 20 year plan to fund that deficit.

At 31 March 2018 the commitment outstanding was £446,712.

Options Wellbeing Trust participates in the Hampshire County Council pension scheme, which is a multi-employer defined benefit scheme. Options Wellbeing Trust contributes to their scheme for one current employee.

Hampshire County Council have notified the registered society of its share of the pension scheme deficit and provided a 20 year plan to fund that deficit.

At 31 March 2018 the commitment outstanding was £104,840.

The potential liability arising on the pension scheme will not crystallise whilst there is at least one contributing member to the pension scheme but will crystallise if Options Wellbeing Trust decides to leave the pension scheme permanently.

26. FINANCIAL INSTRUMENTS

Financial instruments, measured at amortised cost, comprise the following:

	Consolidated		Charitable Company	
	2018	2017	2018	2017
	£	£	£	£
Financial assets that are debt instruments	830,384	275,860	47,870	59,151
Financial liabilities that are debt instruments:				
- Bank loans	35,556	555,046	-	-
- Other	2,992,981	2,110,286	443,029	446,590

27. RELATED PARTIES

Social Care in Action is a member of the SCiA group of social enterprises. The other members of the SCiA group of social enterprises are SCA Care, SCA Transport Services, SCA Trafalgar Dental Services, SCA Fenwick 2 Limited, Options Wellbeing Trust and Southampton Healthy Living. All charitable companies and registered societies of the SCiA group of social enterprises are operated and managed on a unified basis.

During the year Social Care in Action undertook transactions with the related societies in the normal course of activities. This amounted to £834,456 (2017: £644,632)

As at 31 March 2018, Social Care in Action (parent) had a number of outstanding balances with related societies as disclosed in notes 13 and 14.

28. LEGAL STATUS OF THE CHARITABLE COMPANY

The charitable company, Social Care in Action, is limited by guarantee and has no share capital. The liability of each member, in the event of winding-up, is limited to £10.

29. ULTIMATE CONTROL

Social Care in Action is controlled by the trustees, acting as Directors of the Charitable Company.