

# **TRUSTEES' REPORT**

**For the year ended**

**31 AUGUST 2018**

---

## Administrative Information

### Circuit Ministers

|                                     |                                |
|-------------------------------------|--------------------------------|
| Rev'd Neil Vickers                  | Superintendent                 |
| Rev'd Julie Doddrell                | Minister                       |
| Rev'd Dr Val Ogden (from Sept 2018) | Minister                       |
| Rev'd Maurice Perry                 | Minister                       |
| Rev'd David Curran                  | Minister                       |
| Rev'd Fiona Cotton-Betteridge       | Anglican – Authorised Minister |

### Circuit Stewards

|                                    |                |
|------------------------------------|----------------|
| Mr S Cock                          | Senior Steward |
| Mrs S Lymer (left Aug 2018)        |                |
| Mrs L Thorn                        |                |
| Mrs K Newman (left during 2018)    |                |
| Mrs E Holland                      |                |
| Miss J Boatwright (from Sept 2018) |                |
| Mr P Hayter                        | Treasurer      |

### Circuit Meeting Secretary

Ms G Cooper

### Circuit Administrator

Ms G Cooper  
Centenary Methodist Church  
Red Lion Street  
Boston  
Lincs PE21 6NY

Telephone number: 01205 355543

e-mail address: [centenarymeth@gmail.com](mailto:centenarymeth@gmail.com)

### Circuit Website Address

[www.bostonmethodistcircuit.org.uk](http://www.bostonmethodistcircuit.org.uk)

### Bankers

CAF Bank Ltd  
25 Kings Hill Avenue  
Kings Hill  
West Malling  
Kent ME19 4JQ

### Independent Examiner

Miss Laura Seymour  
St Leodegar's  
8 Bethlem Crescent  
Wainfleet St Mary  
Skegness  
Lincs PE24 4EL

---

# Trustees' Report

## Governance and Management

The Circuit is governed by the Methodist Church Act 1976, the Deed of Union and the Model Trust Deeds of the Methodist Church.

The purposes of the Methodist Church are, and shall be deemed to have been since the date of union, the advancement of:

- a) the Christian faith in accordance with the doctrinal standards and the discipline of the Methodist Church, and
- b) any charitable purpose for the time being of any Connexional, District, Circuit, local or other organisation of the Methodist Church, and
- c) any charitable purpose for the time being of any society or institution or subsidiary or ancillary to the Methodist Church.

The Circuit is a group of local churches some of which are Local Ecumenical Partnerships (LEPs) with other denominations. Circuits combine to form about 30 Districts in Great Britain. Although there is some autonomy, all Methodist organisations in Great Britain are governed by statutes determined by the Methodist Conference and which are published in the Constitution, Practice and Discipline (CPD) of the Methodist Church. Conference is the supreme body within the church: it delegates much of its authority to the Methodist Council. Both Conference and Council consist of lay and clerical members.

In setting our objectives and planning our activities the Circuit Meeting, held three times in each year, gives careful consideration to the Charity Commission's general guidance on public benefit and, in particular, to its supplementary public benefit guidance on advancing our objectives as set out above.

During the year the Circuit Leadership Team (CLT) – the Circuit Ministerial Staff and Circuit Stewards – meet approximately every six weeks to keep under review the life of the Circuit and to take forward the decisions of the Circuit Meeting.

## Activities

Our mission is to be a powerful spiritual influence in the community and a visible expression of God's inclusive love. We aim to achieve this by encouraging, through the churches in our Circuit, the worship, social, and outreach activities that currently exist, and seeking new ways to extend to others the fellowship of the Church family.

---

## Organisational Structure

- 1) Overall control rests with the Methodist Conference.
- 2) The Connexional Office implements decisions made by Conference and is also responsible for the stationing of Ministers in individual Circuits.
- 3) Connexional decisions are passed to the Chair of the District and the appropriate Officers of the District for regional implementation.
- 4) The Districts pass the control down to Circuit level for local implementation by the Superintendent Minister, Ministerial Staff and Circuit Stewards and authority is delegated to the Circuit Meeting for certain matters.
- 5) The Circuit Meeting passes control down to Church Councils for local implementation by the Minister, the Church Stewards and other officers and authority is delegated to Church Councils acting as Managing Trustees.
- 6) The Circuit Superintendent chairs meetings of the Circuit Leadership Team and the Circuit Meeting, which trustees are expected to attend. Policy decisions are taken at the Circuit Meeting.
- 7) The Methodist Connexional year runs from 1 September to 31 August

## Charity Registration

The Boston Methodist Circuit was registered as a charity (registration number 1135515) in April 2010.

The trustees confirm that they have complied with the duty under the Charities Act 2011 to have due regard to the Charity Commission's general guidance on public benefit. Specifically: Many churches make their premises available to other organisations that need somewhere to meet

- some churches have long term tenants (e.g. a Pre-School Group at Gipsey Bridge)
- uniformed organisations meet on church premises
- some churches organise lunch clubs
- other outreach activities
- supporting the activities of Churches Together in Boston (CTiB) in the provision of a soup kitchen for the homeless
- supporting a youth outreach project (RoadHog)
- raising money for charities locally and overseas

## Safeguarding

The Circuit follows the Connexional policy on safeguarding as detailed in Creating Safer Space. Each church has a safeguarding representative and there are safeguarding officers in the Circuit to ensure the adoption of safe practice amongst children and vulnerable adults.

---

## Trustees

The following people were members of the Circuit Meeting in November 2018.

Rev'd Neil Vickers (Superintendent Minister)

Rev'd Maurice Perry (Minister)

Rev'd Julie Doddrell (Minister)

Rev'd Marie Greenwood (Supernumerary)

Rev'd Trevor Hancock (Supernumerary)

Mrs S Lymer (Local Church Pastor)

Mr S Cock (Senior Circuit Steward)

Mrs L Thorn (Circuit Steward)

Miss J Boatwright (Circuit Steward)

Mr P Hayter (Treasurer)

Mrs E Holland (Circuit Steward)

Ms G Cooper (Circuit Meeting Secretary)

Mr J Hewitt

Mr A Marriott

Mrs A Farmer

Mrs D Barnden

Mrs E Kirk

Mrs E Garnham

Mr S Birkitt

Mr G Sharp

Mr M Jessop

Mrs A Crunkhorn

Mr J Wright

Mrs A Burrell

Mr J Holland

Mr G Carter

Mrs J Dixon

Mrs A Forinton

Mrs J Jessop

Mrs A Harding-Bell

Mrs C Wilkinson

Mr A Atkinson

---

## Review of Objectives set for year 2017-2018

- a) Links with Churches Together in Boston have been maintained and strengthened
- b) The sale of the redundant premises at Haven Bank is ongoing
- c) The circuit continues to support the local churches

## Staff Changes

In September 2018 the Rev'd Dr Val Ogden will be joining us as a full-time presbyter with Pastoral Care of Centenary and Hospital Bridge chapels.

## Objectives for the Year 2018-2019

The Circuit will:

- continue with its efforts to dispose of the redundant premises at Haven Bank
- maintain and strengthen its links with Churches Together in Boston
- pledge its support for the proposed refurbishment of the chapel in Kirton
- continue to co-operate with neighbouring circuits in outreach projects

## Risk Management

Through its CLT, risks faced by the Circuit have been considered. Where appropriate, risks have been transferred by paying insurers to take the risks. Security and safety of our churches is largely for those churches to determine and to mitigate following advice from Circuit Officers.

All churches and manses are the subject of quinquennial inspections and the reports on each are reviewed by the Circuit as well as the local trustees. Action is taken to reduce the risks of injury to all who have a legitimate purpose on those premises.

We have considered the resilience of churches and the risk that they will not meet their assessments. We judge that there are sufficient resources to cover any probable shortfall in the following year.

The Circuit operates within a statutory framework of regulation and seeks to ensure that it follows Methodist standing orders. It relies on the Connexional Office to provide guidance on changes that could affect the Circuit.

---

## Trustees' Expenses

With the exception of the ministerial staff, the local church pastors and the Circuit stewards who can claim for travel expenses and a very small number of claims for reimbursement of small-value administration costs, members of the Circuit Meeting received neither payment nor reimbursement of their expenses in connection with their function as trustees.

## Trustees' Responsibilities

The Trustees are required to prepare financial statements for each financial year which give a true and fair view of the Circuit's financial activities during the year and of its financial position at the end of the year. In preparing these financial statements the Trustees have:

- selected suitable accounting policies and applied them consistently using accruals accounting
- made judgements and estimates that are reasonable and prudent
- followed applicable accounting standards
- prepared the financial statements on the going concern basis

The Trustees are responsible for keeping proper accounting records that disclose with reasonable accuracy at any time the financial position of the Circuit and enable them to ensure that the financial statements comply with the law. They are also responsible for safeguarding the assets of the Circuit and hence for taking reasonable steps for the prevention and detection of fraud and other irregularities.

Trustees have the right, if necessary, to advise the independent examiner of any concerns they may have, but none has done so. The CLT concludes, therefore, that there are no issues to be advised to the independent examiner.

Following advice from the Connexion the Trustees have produced a Health and Safety policy for the Circuit that will be regularly reviewed.

## Financial Review

The Circuit prepares accruals accounts. They are not a consolidation of the accounts of churches in the Circuit. The Circuit budget is prepared by first anticipating the expenditure for the forthcoming year and then determining how that sum will be raised.

About 95% of the income for the year 2017-2018 came from the individual churches within the Circuit. Reserves not tied up in fixed assets were nearly £96.5k at the year end. At no time during the year was the Circuit insolvent either in terms of its assets or in terms of its ability to pay its debts as they became due. All funds are unrestricted, with the exception of the Lees Legacy endowment. The income from this fund is administered by the Lees Legacy Committee which is appointed by the Circuit Meeting and serves as a benevolent fund for those in need.

---

# Reserves Policy

## Background

The Circuit seeks to use its financial resources wisely and to predict future needs for capital expenditure on churches, manses and projects. Some of our churches are local ecumenical projects (LEPs) where two denominations work together, often sharing the same premises and worshipping together.

## Grant Support

By way of annual or one-off grant, Boston Methodist Circuit supports churches, and other organisations, within the Circuit by contributing to the cost of specific projects, especially for mission, sometimes for as long as five years. The Circuit does not generally support the normal running costs of any church.

Before committing to a grant, the Circuit believes that it is prudent to ensure that it has sufficient resources to pay for all instalments of the grant. This is because the Circuit's annual income and expenditure budget does not normally seek to make a surplus. No provisions are made for future grants.

## Capital Assets

The proceeds of sale of the premises of any Methodist Church or manse within the Circuit is generally credited to the Circuit. There is, however, a substantial levy paid to the Connexion (the Methodist Church in Great Britain) so not all of the proceeds are received by the Circuit.

## Funding of the Circuit's costs

This is achieved by making an assessment on each church within the Circuit. If any church were to close, that church's assessment would not be paid to the Circuit. The Circuit's costs – on reserves to meet the shortfall in income.

## Existing Commitments

The Circuit has committed the following grant out of its resources:

- RoadHog Youth Mission: £2,500 for four years from 1 September 2017.  
The total outstanding liability for this grant at 31 August 2018 was £7,500.



---

## Annual Costs

The Circuit believes that it should ensure that it has reserves sufficient to cover the stipends of its Presbyters for the full ensuing year but not to meet any redundancy pay should this be payable. At 31 August 2018, this sum is estimated at £81,000. A part time Circuit Administrator is employed by the circuit, with an associated annual cost of £7,000.

Other costs of the Circuit are estimated at £50,000 for a full year. The Circuit deems it prudent to hold sufficient to cover these costs for six months, i.e. £25,000.

The total of these projected costs is £113,000 and current reserves are able to meet this expenditure. We have been able to build up our reserves over the last few years because we had a vacancy for a Presbyter and sold a redundant church. It seems unlikely that the Circuit will be able to increase its reserves further.

## Upgrading of Manses

The Circuit recognises its responsibility to provide adequate accommodation for its staff. Over the last few years the Circuit has spent sums as necessary rather than as may be desirable. A decision has been made to rent a property in the town to house a Presbyter from 1 September 2018.

## Other Future Costs

The Circuit has no current plans to increase its costs.

## Free Reserves

The Circuit does not have any free reserves. The budget for 2018-19 anticipates that income will just meet expenditure. Any short-fall will be met from reserves.

## Approvals


The Trustee's Report and the Financial Statements were approved by the Circuit Meeting, held on 29 March at Centenary Methodist Church.



Rev'd Neil Vickers  
Superintendent Minister



Paul Hayter  
Treasurer



**Circuit  
Accruals Accounts  
2017-18**

**THE METHODIST CHURCH**  
**REPORT AND ACCOUNTS**  
**(ACCRUALS BASIS)**  
for the year ended 31 August 2018

**BOSTON**

**Circuit**

Registered Charity - Registration number

**1135515**

Lincolnshire

**Circuit No**

**17/22**

**Ministers**

|                    |
|--------------------|
| Rev Neil Vickers   |
| Rev Julie Doddrell |
| Rev Dr Val Ogden   |
| Rev Maurice Perry  |
| Rev David Curran   |
|                    |
|                    |
|                    |

**Circuit Stewards**

|                   |
|-------------------|
| Stephen Cock      |
| Lynn Thorn        |
| Elizabeth Holland |
| Jenny Boatwright  |
|                   |
|                   |
|                   |

**Circuit Treasurer**

|             |
|-------------|
| Paul Hayter |
|-------------|

**Statement of Financial Activities (SOFA) for the year ended 31 August 2018**

|  | Notes to<br>the<br>accounts | General Fund<br>(Unrestricted) | Circuit Model<br>Trust<br>(Unrestricted) | Restricted<br>Funds | Endowment<br>Funds | Total<br>2017-18 |
|--|-----------------------------|--------------------------------|--|---------------------|--------------------|------------------|
|  |                             | £                              | £  | £                   | £                  | £                |
| <b>Income</b>                              |                             |                                |  |                     |                    |                  |
| 1 Donations and legacies                   |                             | 0                              | 0  | 0                   | 0                  | 0                |
| 2 Income from monetary investments         | 6                           | 363                            | 463                                      | 0                   | 20                 | 846              |
| 3 Income from investment properties        |                             | 10,200                         | 0  | 0                   | 0                  | 10,200           |
| 4 Assessments on Churches                  |                             | 126,250                        | 0  | 0                   | 0                  | 126,250          |
| 5 Capital Receipts                         | 7                           | 0                              | 0  | 0                   | 0                  | 0                |
| 6 Grants received                          |                             | 0                              | 0  | 0                   | 0                  | 0                |
| 7 Other charitable income                  |                             | 5                              | 0  | 22                  | 0                  | 27               |
| <b>8 Total income</b>                      |                             | <b>136,818</b>                 | <b>463</b>                               | <b>22</b>           | <b>20</b>          | <b>137,323</b>   |
| <b>Expenditure</b>                         |                             |                                |  |                     |                    |                  |
| 9 Grants and donations                     |                             |                                | 0  | 50                  | 0                  | 50               |
| 10 Salaries and associated costs           | 10                          | 63,009                         | 0  | 0                   | 0                  | 63,009           |
| 11 Property maintenance                    |                             | 5,472                          | 0  | 0                   | 0                  | 5,472            |
| 12 Connexional assessment & levy on sales  |                             | 25,969                         | 0  | 0                   | 0                  | 25,969           |
| 13 District Assessment & Model Trust levy  |                             | 1,531                          | 3,442                                    | 0                   | 0                  | 4,973            |
| 14 Depreciation                            |                             | 0                              | 0  | 0                   | 0                  | 0                |
| 15 Office expenses                         | 4                           | 7,024                          | 0  | 0                   | 0                  | 7,024            |
| 16 Other outgoings                         | 5                           | 11,801                         | 0  | 0                   | 0                  | 11,801           |
| <b>17 Total charitable expenditure</b>     |                             | <b>114,805</b>                 | <b>3,442</b>                             | <b>50</b>           | <b>0</b>           | <b>118,296</b>   |
| 18 Gains/(losses) on monetary investments  |                             | 0                              | 0  | 0                   | 0                  | 0                |
| 19 Gains/(losses) on investment properties |                             | 0                              | 0  | 0                   | 0                  | 0                |
| <b>20 Net income/(expenditure)</b>         |                             | <b>22,014</b>                  | <b>(2,978)</b>                           | <b>(28)</b>         | <b>20</b>          | <b>19,027</b>    |
| 21 Transfers between funds                 | 16                          | 22                             | 0  | 0                   | (22)               | 0                |
| 22 Other gains/(losses)                    |                             | 0                              | 0  | 0                   | 0                  | 0                |
| <b>23 Net movement in funds</b>            |                             | <b>22,036</b>                  | <b>(2,978)</b>                           | <b>(28)</b>         | <b>(2)</b>         | <b>19,027</b>    |
| 24 Total funds brought forward             |                             | 490,396                        | 118,831                                  | 819                 | 4,866              | 614,912          |
| <b>25 Total funds carried forward</b>      |                             | <b>512,432</b>                 | <b>115,852</b>                           | <b>791</b>          | <b>4,863</b>       | <b>633,939</b>   |

Name of Circuit

Boston

Circuit No 17/22

**Statement of Financial Activities (SOFA) for the year ended 31 August 2017**

|  | Notes to<br>the<br>accounts | General Fund<br>(Unrestricted) | Circuit Model<br>Trust<br>(Unrestricted) | Restricted<br>Funds | Endowment<br>Funds | Total<br>2016-17 |
|--|-----------------------------|--------------------------------|--|---------------------|--------------------|------------------|
|  |                             | £                              | £  | £                   | £                  | £                |
| <b>Income</b>                              |                             |                                |  |                     |                    |                  |
| 1 Donations and legacies                   |                             | 0                              | 0  | 0                   | 0                  | 0                |
| 2 Income from monetary investments         |                             | 275                            | 487                                      | 0                   | 22                 | 784              |
| 3 Income from investment properties        |                             | 8,880                          | 0  | 0                   | 0                  | 8,880            |
| 4 Assessments on Churches                  |                             | 124,500                        | 0  | 0                   | 0                  | 124,500          |
| 5 Capital Receipts                         |                             | 0                              | 46,257                                   | 0                   | 0                  | 46,257           |
| 6 Grants received                          |                             | 0                              | 0  | 0                   | 0                  | 0                |
| 7 Other charitable income                  |                             | 125                            | 0  | 0                   | 0                  | 125              |
| 8 <b>Total income</b>                      |                             | <b>133,780</b>                 | <b>46,744</b>                            | <b>0</b>            | <b>22</b>          | <b>180,546</b>   |
| <b>Expenditure</b>                         |                             |                                |  |                     |                    |                  |
| 9 Grants and donations                     |                             | 10,000                         | 0  | 0                   | 0                  | 10,000           |
| 10 Salaries and associated costs           |                             | 47,840                         | 0  | 0                   | 0                  | 47,840           |
| 11 Property maintenance                    |                             | 13,921                         | 0  | 0                   | 0                  | 13,921           |
| 12 Connexional assessment & levy on sales  |                             | 25,969                         | 9,251                                    | 0                   | 0                  | 35,220           |
| 13 District Assessment & Model Trust levy  |                             | (469)                          | 2,086                                    | 0                   | 0                  | 1,617            |
| 14 Depreciation                            |                             | 0                              | 0  | 0                   | 0                  | 0                |
| 15 Office expenses                         |                             | 4,125                          | 0  | 0                   | 0                  | 4,125            |
| 16 Other outgoings                         |                             | 11,328                         | 0  | 0                   | 0                  | 11,328           |
| 17 <b>Total charitable expenditure</b>     |                             | <b>112,714</b>                 | <b>11,337</b>                            | <b>0</b>            | <b>0</b>           | <b>124,051</b>   |
| 18 Gains/(losses) on monetary investments  |                             | 0                              | 0  | 0                   | 0                  | 0                |
| 19 Gains/(losses) on investment properties |                             | 0                              | 0  | 0                   | 0                  | 0                |
| 20 <b>Net income/(expenditure)</b>         |                             | <b>21,066</b>                  | <b>35,407</b>                            | <b>0</b>            | <b>22</b>          | <b>56,495</b>    |
| 21 Transfers between funds                 |                             | 0                              | 0  | 19                  | (19)               | 0                |
| 22 Other gains/(losses)                    |                             | 0                              | 0  | 0                   | 0                  | 0                |
| 23 <b>Net movement in funds</b>            |                             | <b>21,066</b>                  | <b>35,407</b>                            | <b>19</b>           | <b>2</b>           | <b>56,495</b>    |
| 24 Total funds brought forward             |                             | 469,330                        | 83,423                                   | 799                 | 4,863              | 558,417          |
| 25 <b>Total funds carried forward</b>      |                             | <b>490,396</b>                 | <b>118,831</b>                           | <b>819</b>          | <b>4,866</b>       | <b>614,912</b>   |

Name of Circuit

Boston

Circuit No 17/22

**Balance Sheet as at 31 August 2018**

| Notes to the Accounts | General Fund (Unrestricted) | Circuit Model Trusts (Unrestricted) | Restricted Funds | Endowment Funds | Totals 2018 |
|-----------------------|-----------------------------|-------------------------------------|------------------|-----------------|-------------|
|                       | £                           | £                                   | £                | £               | £           |

**Fixed Assets**

|                           |    |                |          |          |          |                |
|---------------------------|----|----------------|----------|----------|----------|----------------|
| Circuit Properties        | 11 | 420,995        |          |          |          | 420,995        |
| Investment properties     |    |                |          |          |          | 0              |
| Investments               |    |                |          |          |          | 0              |
| <b>Total fixed assets</b> |    | <b>420,995</b> | <b>0</b> | <b>0</b> | <b>0</b> | <b>420,995</b> |

**Current Assets**

|                                 |    |                |                |            |              |                |
|---------------------------------|----|----------------|----------------|------------|--------------|----------------|
| Debtors                         | 13 | 6,721          | 0              | 0          | 0            | 6,721          |
| Loans by the Circuit            |    | 0              | 0              | 0          | 0            | 0              |
| Trustee Investment Fund at TMCP |    |                | 115,852        |            | 4,863        | 120,716        |
| Central Finance Board Deposits  |    | 106,149        |                |            |              | 106,149        |
| Cash at Bank and in hand        |    | 15,705         |                | 791        |              | 16,496         |
| <b>Total current assets</b>     |    | <b>128,575</b> | <b>115,852</b> | <b>791</b> | <b>4,863</b> | <b>250,081</b> |

**Current liabilities**

|                                       |    |               |                |            |              |                |
|---------------------------------------|----|---------------|----------------|------------|--------------|----------------|
| Creditors (due in under 1 year)       | 14 | 32,137        |                |            |              | 32,137         |
| Grants payable within 2018-19         | 14 | 2,500         |                |            |              | 2,500          |
| <b>Total current liabilities</b>      |    | <b>34,637</b> | <b>0</b>       | <b>0</b>   | <b>0</b>     | <b>34,637</b>  |
| <b>Net current assets/liabilities</b> |    | <b>93,937</b> | <b>115,852</b> | <b>791</b> | <b>4,863</b> | <b>215,444</b> |

|  |  |                |                |            |              |                |
|--|--|----------------|----------------|------------|--------------|----------------|
| <b>Total assets less current liabilities</b> |  | <b>514,932</b> | <b>115,852</b> | <b>791</b> | <b>4,863</b> | <b>636,439</b> |
|--|--|----------------|----------------|------------|--------------|----------------|

|   |    |                |                |            |              |                |
|---|----|----------------|----------------|------------|--------------|----------------|
| <b>Long term liabilities (due after more than one year)</b> |    |                |                |            |              |                |
| Grants payable after 2018-19                                | 14 | 2,500          |                |            |              | 2,500          |
| Loans to the Circuit  |    |                |                |            |              | 0              |
|   |    |                |                |            |              | 0              |
| <b>Net assets</b>   |    | <b>512,432</b> | <b>115,852</b> | <b>791</b> | <b>4,863</b> | <b>633,939</b> |

**Funds of the Circuit**

|   |  |                |                |            |              |                |
|---|--|----------------|----------------|------------|--------------|----------------|
| General Fund (Unrestricted)             |  | 512,432        |                |            |              | 512,432        |
| Circuit Model Trust Fund (Unrestricted) |  |                | 115,852        |            |              | 115,852        |
| <b>Total Unrestricted Funds</b>         |  |                |                |            |              | <b>628,285</b> |
| Restricted Funds                        |  |                |                | 791        |              | 791            |
| Endowment Funds                         |  |                |                |            | 4,863        | 4,863          |
| <b>Total Funds</b>                      |  | <b>512,432</b> | <b>115,852</b> | <b>791</b> | <b>4,863</b> | <b>633,939</b> |

Signed



Circuit Treasurer

Name of Circuit

Boston

Circuit No 17/22

## Balance Sheet as at 31 August 2017

| Notes to the<br>Accounts | General Fund<br>(Unrestricted) | Circuit Model<br>Trusts<br>(Unrestricted) | Restricted<br>Funds | Endowment<br>Funds | Totals 2017 |
|--------------------------|--------------------------------|---|---------------------|--------------------|-------------|
|                          | £                              | £   | £                   | £                  | £           |

### Fixed Assets

|                           |  |                |          |          |          |                |
|---------------------------|--|----------------|----------|----------|----------|----------------|
| Circuit Properties        |  | 420,995        |          |          |          | 420,995        |
| Investment properties     |  |                |          |          |          | 0              |
| Investments               |  |                |          |          |          | 0              |
| <b>Total fixed assets</b> |  | <b>420,995</b> | <b>0</b> | <b>0</b> | <b>0</b> | <b>420,995</b> |

### Current Assets

|                                 |  |                |                |            |              |                |
|---------------------------------|--|----------------|----------------|------------|--------------|----------------|
| Debtors                         |  | 3,572          | 0              | 0          | 0            | 3,572          |
| Loans by the Circuit            |  | 0              | 0              | 0          | 0            | 0              |
| Trustee Investment Fund at TMCP |  |                | 118,831        | 819        | 4,866        | 124,515        |
| Central Finance Board Deposits  |  | 95,138         |                |            | 0            | 95,138         |
| Cash at Bank and in hand        |  | 8,077          | 0              | 0          | 0            | 8,077          |
| <b>Total current assets</b>     |  | <b>106,788</b> | <b>118,831</b> | <b>819</b> | <b>4,866</b> | <b>231,303</b> |

### Current liabilities

|                                       |  |               |                |            |              |                |
|---------------------------------------|--|---------------|----------------|------------|--------------|----------------|
| Creditors (due in under 1 year)       |  | 29,886        | 0              | 0          | 0            | 29,886         |
| Grants payable within 2017-18         |  | 2,500         |                |            |              | 2,500          |
| <b>Total current liabilities</b>      |  | <b>32,386</b> | <b>0</b>       | <b>0</b>   | <b>0</b>     | <b>32,386</b>  |
| <b>Net current assets/liabilities</b> |  | <b>74,401</b> | <b>118,831</b> | <b>819</b> | <b>4,866</b> | <b>198,917</b> |

|  |  |                |                |            |              |                |
|--|--|----------------|----------------|------------|--------------|----------------|
| <b>Total assets less current liabilities</b> |  | <b>495,396</b> | <b>118,831</b> | <b>819</b> | <b>4,866</b> | <b>619,912</b> |
|--|--|----------------|----------------|------------|--------------|----------------|

|   |  |                |                |            |              |                |
|---|--|----------------|----------------|------------|--------------|----------------|
| <b>Long term liabilities<br/>(due after more than one year)</b> |  |                |                |            |              |                |
| Grants payable after 2017-18                                    |  | 5,000          |                |            |              | 5,000          |
| Loans to the Circuit  |  |                |                |            |              | 0              |
|   |  |                |                |            |              | 0              |
| <b>Net assets</b>   |  | <b>490,396</b> | <b>118,831</b> | <b>819</b> | <b>4,866</b> | <b>614,912</b> |

### Funds of the Circuit

|   |  |                |                |            |              |                |
|---|--|----------------|----------------|------------|--------------|----------------|
| General Fund (Unrestricted)             |  | 490,396        |                |            |              | 490,396        |
| Circuit Model Trust Fund (Unrestricted) |  |                | 118,831        |            |              | 118,831        |
| <b>Total Unrestricted Funds</b>         |  |                |                |            |              | <b>609,227</b> |
| Restricted Funds                        |  |                |                | 819        |              | 819            |
| Endowment Funds                         |  |                |                |            | 4,866        | 4,866          |
| <b>Total Funds</b>                      |  | <b>490,396</b> | <b>118,831</b> | <b>819</b> | <b>4,866</b> | <b>614,912</b> |

Signed



Circuit Treasurer

## 1 Basis of accounting

The financial statements have been prepared under the Charities Act 2011 in accordance with the 2014 version of Accounting and Reporting by Charities: Statement of Recommended Practice (SORP) applicable to charities preparing their accounts in accordance with the Financial Reporting Standard for Smaller Entities applicable in the UK (effective from 1 January 2015) – the Charities SORP (FRSSE) – in replacement for the SORP's 2005 version specified in its related 2008 Regulations and in accordance with the 'true and fair override' provision contained therein.

## 2 Funds

The funds held include General Funds held for any purpose of the Circuit which are Unrestricted, the Circuit Model Trust Fund which has wide purposes defined in Standing Orders and is categorised as Unrestricted, Restricted funds which are held for a narrower purpose and are listed in the final Note below and Endowment funds which are also listed in that Note. Any funds may be represented by more than just cash.

## 3 Accounting policies

### Basis

These accounts have been prepared on the basis of historical cost, except that investments are shown at their market value at the end of the year, on the accruals basis to show a true and fair view of the Circuit's financial position and activities.

### Income Recognition

Income is included in the Statement of Financial Activities (SOFA) when the Circuit becomes entitled to the resources, and the trustees are reasonably certain they will receive the resources; and the monetary value can be measured with sufficient reliability.

### Resources Expended

This is recognised when a liability is incurred, or a constructive obligation arises, that results in the payment being unavoidable. Liabilities are recognised as soon as an outflow of economic benefit is considered more likely than not under the legal or constructive obligation committing the Circuit to pay out resources.

### Grants

Grants made by the Circuit from its own funds are recognised in full at the time of agreement or when the Circuit accepts that there is a legal or operational obligation to make the payment. When the grant is recurrent over more than one year the balance payable in future years is treated as a provision for future commitments in the Balance Sheet against the appropriate fund, the provision being released in future years as instalments are paid in accordance with the originally agreed terms.

### VAT

Since the Circuit is not VAT registered, all input VAT is charged with the expense to which it refers.

### Tangible fixed assets for use by the Circuit

These are capitalised if their anticipated reliable life is more than one year, and individually cost at least £2,000.

The freehold properties are shown in the accounts at 2015 deemed values, of which the land component in the opinion of the Trustees is £160,000. No depreciation is provided on any of the buildings because the trustees consider their current residual fair value (on the assumption that they had reached the end of their useful economic lives by the year-end) to be not less than its current value. Any depreciation would not be material. The properties have been reviewed for impairment.

### Investment Properties

The Circuit holds 1 manse which is currently surplus to requirements. The manse is rented out to provide income to the Circuit. It is not being held for its investment potential and is therefore included in Freehold Property, shown as Other Buildings in Note 11. The rental income is described in the SOFA as "income from Investment Properties" as a means of highlighting the materiality of the income.

## Investments

Investments are valued in the balance sheet at market value at the year end. Investment income is included in the accounts when receivable and any gains or losses on revaluation at the year end are shown in the SOFA.

## Debtors and Prepayments

Debtors relate to the payment of the September stipends in August.

## Creditors

Creditors are Assessments (£31750) which are paid before the beginning of each quarter, the balance outstanding on the Credit Card (£118) and the Income Tax and NI due to HMRC from July and August (£269). There is also a Grant to the Lincolnshire Youth Mission (note 14) of £10,000 to be paid at £2500 per year from 2017, the amount outstanding at August 2018 is £5000.

## Impact of Accounting changes

The amendments to the 2017 SOFA figures following the transfer to Accruals Accounts are detailed below. The Lees Legacy endowment was previously reported to the Circuit Meeting as an Internal Organisation.

### General Fund

|   |          |
|---|----------|
| As 31.8.16 - as Receipts & Payments Accounts                    | 74,145   |
| Bring in Property (2 manses)                                    | 420,995  |
| Add Debtors (stipends in advance)                               | 3,318    |
| Less Creditors (assessments in advance and credit card balance) | (29,128) |
| Giving an amended carry forward figure of                       | 469,330  |

### Endowment Fund

|             |       |
|-------------|-------|
| Lees Legacy | 4,866 |
|-------------|-------|

### Designated Fund

|                       |     |
|-----------------------|-----|
| Lees Legacy Committee | 819 |
|-----------------------|-----|

## 4. Office Expenses

|  |
|--|
| Quinquennial Inspections   |
| Training (includes apprenticeship levy)                                  |
| Administration Expenses - including telephones, printing advertising etc |
| Purchase of Photocopier  |
| <b>Total Office Expenses</b>   |

| This Year    | Last Year    |
|--------------|--------------|
| £            | £            |
| 995          | 650          |
| 961          | 256          |
| 3,148        | 3,219        |
| 1,920        | 0            |
| <b>7,024</b> | <b>4,125</b> |

## 5. Other Outgoings

|  |
|--|
| Ministerial Expenses (Telephone, Travel etc) |
| Supernumary Expenses                         |
| Insurance Costs                              |
| Council Tax, Water Charges etc               |
| <b>Total Other Outgoings</b>                 |

| £             | £             |
|---------------|---------------|
| 6994          | 6537          |
| 1,350         | 1,380         |
| 1,346         | 1,276         |
| 2,111         | 2,135         |
| <b>11,801</b> | <b>11,328</b> |



## Boston Circuit

|                                 | Unrestricted | Circuit<br>Model<br>Trust<br>Fund | Restricted | Endowment | Total      |
|---------------------------------|--------------|-----------------------------------|------------|-----------|------------|
|                                 | £            | £                                 | £          | £         | £          |
| <b>6. Investment income</b>     |              |                                   |            |           |            |
| <b>Year to 31st August 2018</b> |              |                                   |            |           |            |
| Central Finance Board           | 363          |                                   |            |           | <b>363</b> |
| TMCP                            |              | 463                               |            | 20        | <b>483</b> |
| Other                           |              |                                   | 22         |           | <b>22</b>  |
| <b>Total</b>                    | <b>363</b>   | <b>463</b>                        | <b>22</b>  | <b>20</b> | <b>868</b> |

|                                 |            |            |  |           |            |
|---------------------------------|------------|------------|--|-----------|------------|
| <b>Year to 31st August 2017</b> |            |            |  |           |            |
| Central Finance Board           | 275        |            |  |           | <b>275</b> |
| TMCP                            |            | 487        |  | 22        | <b>509</b> |
| Other                           |            |            |  |           | <b>-</b>   |
| <b>Total</b>                    | <b>275</b> | <b>487</b> |  | <b>22</b> | <b>784</b> |

|                            |                       |                              |                |
|----------------------------|-----------------------|------------------------------|----------------|
| <b>7. Capital Receipts</b> | (2018: Nil)           | This year<br>£<br><b>Nil</b> | Last Year<br>£ |
| Fosdyke Methodist Church   | Sale of closed church |                              | 46,257         |
|                            |                       | <b>0</b>                     | <b>46,257</b>  |

## 8. Payment to Trustees

With the exception of Stipends paid to ministers, no payments were made to trustees for additional services provided to the Circuit by agreement with the Circuit Meeting

|   |                  |                  |
|---|------------------|------------------|
|   | <b>This year</b> | <b>Last year</b> |
| Number of trustees who were paid expenses                           | 6                | 5                |
| Nature of the expenses  |                  |                  |
| Expense payments primarily relate to reimbursement for travel costs |                  |                  |
|   | £                | £                |
| Total Amount Paid   | <b>7,376</b>     | <b>6,537</b>     |

## 9. Fees for examination or audit of the accounts

Independent examiner's or auditors' fees for reporting on the accounts

Other fees (eg: advice, accountancy services) paid to the independent examiner or auditor

|     |     |
|-----|-----|
| £   | £   |
| 52  | 126 |
| nil | nil |

## 10. Paid employees (including Ministers)

Staff costs paid during the year were:

|   |               |               |
|---|---------------|---------------|
|   | £             | £             |
| Gross wages, salaries and benefits in kind            | 51,938        | 38,128        |
| Employer's National Insurance Costs                   | 1,935         | 2,377         |
| Pension Costs   | 9,136         | 7,436         |
| Apprenticeship Levy is included in other outgoings    | 0             | nil           |
| Total Staff Costs                                     | <b>63,009</b> | <b>47,941</b> |
| Average number of staff employed during the year were | 4             | 3             |

## 11. Tangible Fixed Assets

Cost or valuation

Year to 31st August 2018

|                         | Residential Land<br>£ | Other Land<br>£ | Mansees<br>£ | Other buildings<br>£ | Total<br>£ |
|-------------------------|-----------------------|-----------------|--------------|----------------------|------------|
| Balance brought forward | 160,000               | 0               | 120,000      | 140,995              | 420,995    |
| Additions               |                       |                 |              |                      | 0          |
| 2 Marian Road           |                       |                 |              |                      | 0          |
| 268 London Road         |                       |                 |              |                      | 0          |
| Revaluations (+/-)      |                       |                 |              |                      | 0          |
| Disposals (-)           |                       |                 |              |                      | 0          |
| Transfers*(x/-)         |                       |                 |              |                      | 0          |
| Balance carried forward | 160,000               | 0               | 120,000      | 140,995              | 420,995    |

## Accumulated depreciation

|         |  |  |          |          |
|---------|--|--|----------|----------|
| **Basis |  |  | SL or RB | SL or RB |
| ** Rate |  |  |          |          |

|                                 |   |   |   |   |   |
|---------------------------------|---|---|---|---|---|
| Balance brought forward         |   |   |   |   | 0 |
| Depreciation charge for year(-) |   |   |   |   | 0 |
| Revaluations (x/-)              |   |   |   |   | 0 |
| Disposals (-)                   |   |   |   |   | 0 |
| Transfers* (x/-)                |   |   |   |   | 0 |
| Balance carried forwards        | 0 | 0 | 0 | 0 | 0 |

## Net book value

|                 |         |   |         |         |         |
|-----------------|---------|---|---------|---------|---------|
| Brought forward | 160,000 | - | 120,000 | 140,995 | 420,995 |
| Carried forward | 160,000 | - | 120,000 | 140,995 | 420,995 |

Cost or valuation

Year to 31st August 2017

|                         | Residential Land<br>£ | Other Land<br>£ | Mansees<br>£ | Other buildings<br>£ | Total<br>£ |
|-------------------------|-----------------------|-----------------|--------------|----------------------|------------|
| Balance brought forward | 160,000               |                 | 120,000      | 140,995              | 420,995    |
| Additions               |                       |                 |              |                      | 0          |
|                         |                       |                 |              |                      | 0          |
|                         |                       |                 |              |                      | 0          |
| Revaluations (+/-)      |                       |                 |              |                      | 0          |
| Disposals (-)           |                       |                 |              |                      | 0          |
| Transfers*(x/-)         |                       |                 |              |                      | 0          |
| Balance carried forward | 160,000               | 0               | 120,000      | 140,995              | 420,995    |

## Accumulated depreciation

|         |  |  |          |          |
|---------|--|--|----------|----------|
| **Basis |  |  | SL or RB | SL or RB |
| ** Rate |  |  |          |          |

|                                 |   |   |   |   |   |
|---------------------------------|---|---|---|---|---|
| Balance brought forward         |   |   |   |   | 0 |
| Depreciation charge for year(-) |   |   |   |   | 0 |
| Revaluations (x/-)              |   |   |   |   | 0 |
| Disposals (-)                   |   |   |   |   | 0 |
| Transfers* (x/-)                |   |   |   |   | 0 |
| Balance carried forwards        | 0 | 0 | 0 | 0 | 0 |

## Net book value

|                 |         |   |         |         |         |
|-----------------|---------|---|---------|---------|---------|
| Brought forward | 160,000 | - | 120,000 | 140,995 | 420,995 |
| Carried forward | 160,000 | - | 120,000 | 140,995 | 420,995 |

\* The "transfers" row is for movements between fixed asset categories.

\*\* Indicate the method of depreciation by deleting the method not applicable (SL = straight line; RB = reducing balance). Also indicate the rate of depreciation: for straight line, depreciation is based on the anticipated life of the asset (in years); reducing balance, a percentage annual deduction is made each year.

**12. Investments**

The funds that support the Circuit Model Trust Fund are held by TMCP in Trustees Interest Funds on which interest is credited to the accounts each month.

TMCP is the legal owner and Custodian Trustee of all Methodist Trust Property, including Legacies, Endowments and Accumulated Funds. Trust property is held for and on behalf of local Managing Trustees who are responsible for the day to day management of trust property. TMCP ensure that, through providing guidance and acting under their direction, the Managing Trustees comply with charity law and Methodist law and policy as determined by the Methodist Conference.

|  | This year<br>£ | Last Year<br>£ |
|--|----------------|----------------|
| Investments listed on a recognised Stock Exchange    |                |                |
| Investments held in common investment funds,         |                |                |
| Securities not listed on a recognised Stock Exchange |                |                |
| Other investments                                    |                |                |
| <b>Total</b>   | 0              | 0              |

| Change in investment values                  | £ | £ |
|--|---|---|
| Carrying (market) value at beginning of year |   |   |
| <b>Add:</b> additions to investments at cost | 0 |   |
| <b>Less:</b> disposals at carrying value     | 0 |   |
| <b>Net gain/(loss) on revaluation</b>        |   |   |
| Carrying (market) value at end of year       |   | 0 |

**13. Analysis of current assets****Debtors and prepayments**

|                                      | £     | £     |
|--------------------------------------|-------|-------|
| Pre paid assessments                 |       |       |
| Accrued income                       |       |       |
| Other debtors                        | 6,721 | 3,372 |
| <b>Total debtors and prepayments</b> | 6,721 | 3,372 |

**Analysis of cash at bank**

|                                       |        |       |
|---------------------------------------|--------|-------|
| Bank balance held in CAF Bank Ltd     | 15,681 | 8,077 |
| Bank balance held at CFB              |        |       |
| Bank balance held at TMCP Model Trust |        |       |
| Bank Balance help at TMCP Lees Legacy |        |       |
| <b>Total Cash and Bank</b>            | 15,681 | 8,077 |

**14. Analysis of current liabilities and long term creditors**

|  |        |        |
|--|--------|--------|
| Trade Creditors  |        |        |
| Other Creditors - prepaid assessments, credit card balance and Tax and NI due. | 32,137 | 29,563 |
| Road Hog Project - see note below  | 5,000  | 7,500  |
| <b>Total Current Liabilities</b>   | 37,137 | 37,063 |

A Grant of £10,000, £2,500 per annum for four years, was awarded in 2017 to the Roadhog project commencing during 2017.

**15. Capital Commitments and Contingent Liabilities**

At 31st August 2018 the Circuit has no capital commitments (2017:Nil).

No Contingent liabilities were identified at 31st August 2018 (2017: None).

## 16. Detailed analysis of individual fund movements Year ended 31st August 2018

## Unrestricted Funds

| Unrestricted Fund Name | Opening Balance | Income  | Expenditure | Transfers | Closing Balance | Purpose of the fund                                     |  |  |
|------------------------|-----------------|---------|-------------|-----------|-----------------|---|--|--|
|                        | £               | £       | £           | £         | £               |   |  |  |
| General                | 103,415         | 136,840 | 125,099     |           | 115,156         | Day to day income and expenditure                       |  |  |
| Model Trust            | 118,831         | 701     | 3,679       |           | 115,853         | To serve the needs of the Circuit in Mission & Outreach |  |  |
|                        |                 |         |             |           | 0               |   |  |  |
| Totals                 | 222,245         | 137,541 | 128,778     | 0         | 231,008         |   |  |  |

## Restricted Funds

| Restricted Fund Name  | Opening Balance | Income | Revalue Investments | Expenditure | Transfers | Closing Balance | Purpose of the fund |  |  |  |  |
|-----------------------|-----------------|--------|---------------------|-------------|-----------|-----------------|---------------------|--|--|--|--|
|                       | £               | £      | £                   | £           | £         | £               |                     |  |  |  |  |
| Lees Legacy Committee | 819             | 22     |                     | 50          |           | 791             | Benevolent Fund     |  |  |  |  |
|                       |                 |        |                     |             |           |                 |                     |  |  |  |  |
|                       |                 |        |                     |             |           |                 |                     |  |  |  |  |
|                       |                 |        |                     |             |           |                 |                     |  |  |  |  |
|                       |                 |        |                     |             |           |                 |                     |  |  |  |  |
|                       |                 |        |                     |             |           |                 |                     |  |  |  |  |
|                       |                 |        |                     |             |           |                 |                     |  |  |  |  |
| Totals                | 819             | 22     | 0                   | 50          | 0         | 791             |                     |  |  |  |  |

| Endowment Name | How the capital is invested | Current value of capital | Annual income | What the income was used for         |
|----------------|-----------------------------|--------------------------|---------------|--------------------------------------|
|                |                             | £                        | £             |                                      |
| Lees Legacy    | TMCP TiF                    | 4,863                    | 29            | Transferred to Lees Legacy Committee |
|                |                             |                          |               |                                      |
|                |                             |                          |               |                                      |
| Totals         |                             | 4,863                    | 29            |                                      |

The reasons for the transfers between funds were as follows:

Income received into several Restricted and Endowment Funds is transferred to the Circuit General bank account for Circuit use. The Transfers in the Restricted Funds analysis were made out of funds received from the sale of disused Churches to meet exceptional expenditure on those Churches prior to sale.

## 16. Detailed analysis of individual fund movements Year ended 31st August 2017

## Unrestricted Funds

| Unrestricted Fund Name | Opening Balance | Income  | Expenditure | Transfers | Closing Balance | Purpose of the fund                                     |
|------------------------|-----------------|---------|-------------|-----------|-----------------|---|
|                        | £               | £       | £           | £         | £               |   |
| General                | 74,145          | 136,194 | 106,924     |           | 103,415         | Day to day income and expenditure                       |
| Model Trust            | 83,423          | 46,911  | 11,504      |           | 118,831         | To serve the needs of the Circuit in Mission & Outreach |
|                        |                 |         |             |           | 0               |   |
| Totals                 | 157,568         | 183,105 | 118,428     | 0         | 222,245         |   |

## Restricted Funds

| Restricted Fund Name  | Opening Balance | Income | Revalue Investments | Expenditure | Transfers | Closing Balance | Purpose of the fund                                     |
|-----------------------|-----------------|--------|---------------------|-------------|-----------|-----------------|---|
|                       | £               | £      | £                   | £           | £         | £               |   |
| Lees Legacy Committee | 799             | 19     |                     | 0           |           | 819             | To serve the needs of the Circuit in Mission & Outreach |
|                       |                 |        |                     |             |           |                 |   |
|                       |                 |        |                     |             |           |                 |   |
|                       |                 |        |                     |             |           |                 |   |
|                       |                 |        |                     |             |           |                 |   |
|                       |                 |        |                     |             |           |                 |   |
| Totals                | 799             | 19     | 0                   | 0           | 0         | 819             |   |

| Endowment Name | How the capital is invested | Current value of capital | Annual income | What the income was used for |
|----------------|-----------------------------|--------------------------|---------------|------------------------------|
|                |                             | £                        | £             |                              |
| Lees Legacy    | TMCP TiF                    | 4,866                    | 31            | Lees Legacy Committee        |
|                |                             |                          |               |                              |
|                |                             |                          |               |                              |
| Totals         |                             | 4,866                    | 31            |                              |

The reasons for the transfers between funds were as follows:


Income received into several Restricted and Endowment Funds is transferred to the Circuit General bank account for Circuit use. The Transfers in the Restricted Funds analysis were made out of funds received from the sale of disused Churches to meet exceptional expenditure on those Churches prior to sale.

**Boston Circuit**  
**DECLARATIONS**

**Treasurer**

I confirm that I have prepared the accounts from the records of the Circuit and that they include all funds under the control of the Circuit Meeting

Signature of Treasurer



Name

Paul Hayter

Address

38 Kings Crecent, Boston, PE21 0AP

**Presentation to the Circuit Meeting for approval.**

I confirm that the Accounts have been presented to the Circuit Meeting on 29th March 2019 and were approved subject to satisfactory examination.

Signature of the Chair of the meeting



Name of the Chair of the meeting

Rev Neil Vickers

Date

28/03/2019

**Independent Examiner's Report to the Trustees of the**

Boston Circuit

This Report is on the Circuit Accounts for the year ended 31<sup>st</sup> August 2018

**Respective responsibilities of Trustees and Examiner**

The charity's trustees are responsible for the preparation of the accounts. The Charity's Trustees consider that an audit is not required for this year under Section 144 of the Charities Act 2011(the Charities Act) and that an independent examination is needed.

Independent Examiner: Miss L Seymour

It is my responsibility to:

- examine the accounts under section 145 of the Charities Act;
- to follow the procedures laid down in the general Directions given by the Charity Commission under Section 145(5)(b) of the Charities act; and
- to state whether particular matters have come to my attention.

## Boston Circuit

### Basis of Independent Examiner's Report

My examination was carried out in accordance with the general Directions given by the Charity Commission. An examination includes a review of the accounting records kept by the charity and a comparison of the accounts presented with those records. It also includes consideration of any unusual items or disclosures in the accounts, and seeking explanations from you as Trustees concerning any such matters. The procedures undertaken do not provide all the evidence that would be required in an audit and consequently no opinion is given as to whether the accounts present a "true and fair view" and the report is limited to those matters set out in the statement below.

### Independent Examiner's Statement


In connection with my examination, no matter has come to my attention:

- (1) which gives me reasonable cause to believe that in any material respect the requirements:
  - to keep accounting records in accordance with Section 130 of the Charities Act.
  - to prepare accounts which accord with the accounting records and comply with the accounting requirements of the Charities Act have not been met; or
- (2) to which, in my opinion, attention should be drawn in order to enable a proper understanding of the accounts to be reached.
- (3) I ~~have~~/have not\* obtained independent verification of all investments with the Trustees Methodist Church Purposes ("TMCP") or held in other Trusts, Bank balances and Funds at the Central Finance Board of the Methodist Church ("CFB"), which are individually in excess of £10,000 (ten thousand pounds) at the balance sheet date.

Name

LAURA SEYMOUR

Signature



Relevant Professional qualification or body

CERTIFIED ACCOUNTING TECHNICIAN (CAT)

Address


8 BETHLEHEM CRESCENT, WAINFLEET ST MARY  
SKEGNESS, Lincs

Date

8/4/19

**Auditors' notes**

In the 2017/2018 financial year, the accounts were produced in a different format - excel rather than the bespoke Accounts computer programme. This meant that some additional background information was required. This was requested and provided to me by Mr Hayter. I am fully satisfied with the responses I was provided by Mr Hayter.

  
.....

**Miss Laura Seymour**  
**Certified Accounting Technician**  
**8<sup>th</sup> April 2019**