



CHARITY COMMISSION
FOR ENGLAND AND WALES

Independent examiner's report on the accounts

Section A

Independent Examiner's Report

Report to the trustees/
members of

Charity Name
THE SUE ROUSE CHARITABLE TRUST

On accounts for the year
ended

30.09.2018

Charity no
(if any)

1138693

Set out on pages

1-13

(remember to include the page numbers of additional sheets)

I report to the trustees on my examination of the accounts of the above charity ("the Trust") for the year ended 30 / 09 / 2018.

Responsibilities and
basis of report

As the charity's trustees, you are responsible for the preparation of the accounts in accordance with the requirements of the Charities Act 2011 ("the Act").

I report in respect of my examination of the Trust's accounts carried out under section 145 of the 2011 Act and in carrying out my examination, I have followed all the applicable Directions given by the Charity Commission under section 145(5)(b) of the Act.

Independent
examiner's statement

I have completed my examination. I confirm that no material matters have come to my attention in connection with the examination (other than that disclosed below *) which gives me cause to believe that in, any material respect:

- the accounting records were not kept in accordance with section 130 of the Charities Act; or
- the accounts did not accord with the accounting records; or
- the accounts did not comply with the applicable requirements concerning the form and content of accounts set out in the Charities (Accounts and Reports) Regulations 2008 other than any requirement that the accounts give a 'true and fair' view which is not a matter considered as part of an independent examination.

I have no concerns and have come across no other matters in connection with the examination to which attention should be drawn in this report in order to enable a proper understanding of the accounts to be reached.

* Please delete the words in the brackets if they do not apply.

Signed:

Date:

20.5.19

Name:

NICOLA SMITH

Relevant professional
qualification(s) or body
(if any):

FCA

Address: PILLAR HOUSE, 113/115 BATH ROAD, CHELTENHAM,
GLOUCESTERSHIRE, GL53 7LS

Section B

Disclosure

Only complete if the examiner needs to highlight material matters of concern (see CC32, Independent examination of charity accounts: directions and guidance for examiners).

Give here brief details of any items that the examiner wishes to disclose.

NONE TO REPORT

The Sue Rouse Charitable Trust
Accounts

for the year ended
30 September 2018

THE SUE ROUSE CHARITABLE TRUST
CONTENTS

| | Page |
|------------------------------|------|
| Annual Report | 1 |
| Balance Sheet | 3 |
| Capital Account | 4 |
| Income Account | 5 |
| Undistributed Income Account | 6 |
| Investment Schedules | 7 |
| Notes | 13 |

THE SUE ROUSE CHARITABLE TRUST
TRUSTEES' ANNUAL REPORT
YEAR ENDED 30 SEPTEMBER 2018

Reference and administrative details

| | |
|------------------------------------|--|
| Registered Charity Name | The Sue Rouse Charitable Trust |
| Registered Charity Number | 1138693 |
| Charity's Principal Address | c/o Charles Russell Speechlys LLP Compass House Lypiatt Road Cheltenham GL50 2QJ |
| Trustees | Mrs Julia Louise Cox Mr Simon John Rouse Elisabeth Susan Campbell |
| Solicitors | Charles Russell Speechlys LLP |
| Investment Managers | Brewin Dolphin 12 Smithfield Street London EC1A 9LA |

Structure, governance and management

The Trust was established by Margaret Susan Rouse by Trust Deed dated 19 February 2010. She bequeathed the Residue of her Estate to the Trustees of the Trust.

Under the Trust Deed, the Trustees have the power to appoint new Trustees.

When a new Trustee is appointed, he or she is provided with an introduction to the work of the Trust and is provided with the information he or she needs to fulfil his or her role as a Trustee.

The Trustees are responsible for the overall management of the Trust, holding Trustees' meetings to oversee the management of the Trust and of its investments as well as to review grant applications.

The investments held by the Trust are managed by Brewin Dolphin. The valuations and reports prepared by Brewin Dolphin are reviewed by the Trustees.

Objectives and activities

The objects of the Trust are to support such charities and to further such charitable purposes as the Trustees in their absolute discretion determine.

The Trustees confirm that they have paid due regard to the Charity Commission's guidance on public benefit in deciding what activities the Trust should undertake in furtherance of the charitable objects of the Trust.

The Trust has carried out its objects during the year for the public benefit by making grants to a number of other charitable organisations. These included grants to charities concerned with the relief of those in need because of persecution due to their beliefs, as well as to charities concerned with the advancement of animal welfare.

THE SUE ROUSE CHARITABLE TRUST
TRUSTEES' ANNUAL REPORT
YEAR ENDED 30 SEPTEMBER 2018

Achievements and performance

Grants totalling £17,000 were paid during the year in furtherance of the charitable objects of the Trust.

The Trustees reviewed and updated the investment policy statement for the Trust.


Financial review

The Trustees intend to keep sufficient liquid funds in reserve to enable them to meet ongoing expenses connected with the administration of the Trust.

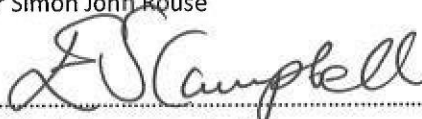
THE SUE ROUSE CHARITABLE TRUST
BALANCE SHEET AS AT 30 SEPTEMBER 2018

| | | 2018 £ | 2017 £ |
|---|--------|-------------------|-------------------|
| Capital Account | Page 4 | 514,609.25 | 526,663.46 |
| Income Account: | | | |
| Undistributed income account | Page 6 | 25,389.86 | 21,912.73 |
| | | <u>539,999.11</u> | <u>548,576.19</u> |
| Represented by: | | | |
| Assets: | | | |
| Debtors | Note 1 | 819.51 | 681.16 |
| Quoted investments | Note 2 | 488,268.98 | 524,624.46 |
| (Market value at 30 September 2018: £706,342, 2017: £721,625) | | | |
| Bank and cash accounts | Note 3 | 50,910.62 | 28,270.57 |
| | | <u>539,999.11</u> | <u>553,576.19</u> |
| Deduct | | | |
| Creditors | Note 4 | - | 5,000.00 |
| | | <u>539,999.11</u> | <u>548,576.19</u> |


Approved by the trustees:



Mr Simon John Rouse



Elisabeth Susan Campbell



Mrs Julia Louise Cox

Date:



THE SUE ROUSE CHARITABLE TRUST
CAPITAL ACCOUNT FOR THE YEAR ENDED 30 SEPTEMBER 2018

| | | 2018 | | 2017 |
|---|--------|-------------------|----------|-------------------|
| | | £ | £ | £ |
| Balances brought forward | | 548,576.19 | | 535,179.01 |
| Deduct | | | | |
| Realised losses on the disposal of assets | Note 5 | 2,670.87 | | 1,047.86 |
| Management expenses: | | | | |
| Legal Fees | | 9,870.00 | 3,120.00 | |
| Investment Manager Fees | | 4,366.07 | 4,292.69 | |
| | | 14,236.07 | | 7,412.69 |
| Other expenses: | | | | |
| Bank Charges | | 60.00 | | 55.00 |
| Distributions: | | | | |
| Capital Distributed | | 17,000.00 | | - |
| Balance at 30 September 2018 | Page 3 | 514,609.25 | | 526,663.46 |

THE SUE ROUSE CHARITABLE TRUST
INCOME ACCOUNT FOR THE YEAR ENDED 30 SEPTEMBER 2018

| | | 2018 | | 2017 |
|--------------------------------|--------|-------------------------|------------------|-------------------------|
| | | £ | £ | £ |
| Add | | | | |
| Income: | | | | |
| Income from quoted investments | | 24,610.40 | 21,467.16 | |
| Other income | | 779.46 | 530.85 | |
| | | <u>25,389.86</u> | <u>21,998.01</u> | |
| Deduct | | | | |
| Taxation: | | | | |
| Income tax | Note 6 | - | | 85.28 |
| Net income for the year | Page 6 | <u><u>25,389.86</u></u> | | <u><u>21,912.73</u></u> |

THE SUE ROUSE CHARITABLE TRUST
UNDISTRIBUTED INCOME ACCOUNT FOR THE YEAR ENDED 30 SEPTEMBER 2018

| | | £ | 2018 £ | £ | 2017 £ |
|-------------------------------------|--------|---|------------------|---|-----------|
| Balance at 1 October 2017 | | | - | | - |
| Add | | | | | |
| Net income for the year | Page 5 | | 25,389.86 | | 21,912.73 |
| Balance at 30 September 2018 | Page 3 | | 25,389.86 | | 21,912.73 |

The Sue Rouse Charitable Trust

Schedule of Investments for the period from 1 October 2017 to 30 September 2018

Reporting Currency: GBP

| | Opening Balances | Acquisitions | Disposals | Costs | Profit/Loss | Units | Closing | Cost | Market Value | Income |
|--|------------------|--------------|-----------|-----------|-------------|-------------|-----------|------|--------------|--------|
| | Units | Cost | Units | Cost | £ | £ | £ | £ | £ | £ |
| 3i Infrastructure Ltd ordinary NPV shares | | | | | | | | | | |
| 01/10/2017 B/fwd | 9,000 | 12,373.75 | | | | | | | | |
| 15/03/2018 Capital Event | | (1,895) | | | | | | | | |
| Consolidation | | | | | | | | | | |
| 30/09/2018 C/fwd | | | | | | 7,105 | 12,373.75 | | 17,336.00 | |
| Artemis Strategic Bond Ml Income | | | | | | | | | | |
| 01/10/2017 B/fwd | 25,000.0000 | 13,967.00 | | | | | | | | |
| 30/09/2018 C/fwd | | | | | | 25,000.0000 | 13,967.00 | | 14,048.00 | |
| BNY Mellon Fund Managers Newton Asian Income W Net | | | | | | | | | | |
| 01/10/2017 B/fwd | 16,068.13 | 16,384.23 | | | | | | | | |
| 03/01/2018 Sale | | | 6,068.13 | 7,490.24 | 6,187.50 | | | | | |
| Adjustment | | | | | | | | | | |
| 02/02/2018 Sale | | | 10,000.00 | 11,891.60 | 10,196.73 | | | | | |
| Adjustment | | | | | | | | | | |
| 30/09/2018 C/fwd | | | | | | | | | | |
| BNY Mellon Fund Managers Newton Global Higher Income W Net | | | | | | | | | | |
| 01/10/2017 B/fwd | 24,419.47 | 22,838.91 | | | | | | | | |
| 30/09/2018 C/fwd | | | | | | 24,419.47 | 22,838.91 | | 41,164.00 | |
| BP PLC ordinary US\$0.25 shares | | | | | | | | | | |
| 01/10/2017 B/fwd | 3,150 | 19,191.37 | | | | | | | | |
| 30/09/2018 C/fwd | | | | | | 3,150 | 19,191.37 | | 18,563.00 | |
| Catco Reinsurance Ord USD0.00013716 (DI) | | | | | | | | | | |
| 01/10/2017 B/fwd | 13,500.00 | 10,055.03 | | | | | | | | |
| 17/05/2018 Sale | | | 13,500.00 | 4,996.55 | 10,055.03 | | | | | |
| Adjustment | | | | | | | | | | |
| Findlay Park FP American Smaller Cos Sterling Hedged | | | | | | | | | | |
| 01/10/2017 B/fwd | 650.00 | 17,201.32 | | | | | | | | |
| 30/09/2018 C/fwd | | | | | | 650.00 | 17,201.32 | | 58,822.00 | |

The Sue Rouse Charitable Trust

Reporting Currency: GBP

Schedule of Investments for the period from 1 October 2017 to 30 September 2018

| | Opening Balances | Acquisitions | Disposals | Costs | Profit/Loss | Closing | Cost | Market Value | Income |
|---|------------------|--------------|-----------|-----------|-------------|-------------|-----------|--------------|--------|
| | Units | Units | Proceeds | £ | £ | Units | £ | £ | £ |
| First State Asia Pacific Leaders Class B acc NAV | | | | | | | | | |
| 01/10/2017 B/fwd | 3,000.00 | | | 12,223.00 | | | | | |
| 31/03/2018 Journal / Transfer | | | | | | 109.06 | | | |
| Accumulation | | | | | | | | | |
| 30/09/2018 C/fwd | | | | | | 3,000.00 | 12,332.06 | 22,490.00 | |
| GlaxoSmithKline PLC ordinary 25p shares | | | | | | | | | |
| 01/10/2017 B/fwd | 1,100 | | | 14,975.12 | | | | | |
| 30/09/2018 C/fwd | | | | | | 1,100 | 14,975.12 | 16,905.00 | |
| GVQ Investment FDS UK Focus 1 GBP Dis | | | | | | | | | |
| 01/10/2017 B/fwd | 340.00 | | | 10,205.28 | | | | | |
| 30/09/2018 C/fwd | | | | | | 340.00 | 10,205.28 | 10,778.00 | |
| Helical Bar PLC 6% SNR UNS Notes 24/06/2020 GBP 100 | | | | | | | | | |
| 01/10/2017 B/fwd | 21,000.00 | | | 21,228.25 | | | | | |
| 05/03/2018 Sale | | | | | 2,050.25 | | | | |
| Redemption | | | | | | 21,000.00 | 23,278.50 | | |
| Henderson Investment UK Absolute Return G | | | | | | | | | |
| 25/05/2018 Journal / Transfer | | 15,337.4500 | | 15,110.76 | | | | | |
| Conversion | | | | | | | | | |
| 31/07/2018 Journal / Transfer | | | | | 27.52 | | | | |
| Accumulation | | | | | | | | | |
| 30/09/2018 C/fwd | | | | | | 15,337.4500 | 15,138.28 | 15,383.00 | |
| Henderson Investments Janus Hend Preference & Bd | | | | | | | | | |
| 05/09/2018 Purchase | | 7,000.0000 | | 10,251.20 | | | | | |
| Adjustment | | | | | | | | | |
| 30/09/2018 C/fwd | | | | | | 7,000.0000 | 10,251.20 | 10,024.00 | |
| HSBC Holdings PLC ordinary US\$0.50 shares | | | | | | | | | |
| 01/10/2017 B/fwd | 2,691 | | | 18,933.87 | | | | | |
| 30/09/2018 C/fwd | | | | | | 2,691 | 18,933.87 | 18,024.00 | |

The Sue Rouse Charitable Trust

Schedule of Investments for the period from 1 October 2017 to 30 September 2018

Reporting Currency: GBP

| | Opening Balances | Acquisitions | Disposals | Costs | Profit/Loss | Closing | Cost | Market Value | Income |
|---|------------------|--------------|-----------|-----------|-------------|-------------|-----------|--------------|--------|
| | Units | Units | Units | £ | £ | Units | £ | £ | £ |
| Intermediate Capital Group PLC 6.25% Gld Notes 19/09/20 | | | | | | | | | |
| 01/10/2017 B/fwd | 10,000.00 | | | 10,203.00 | | 10,000.00 | 10,203.00 | 10,600.00 | |
| 30/09/2018 C/fwd | | | | | | | | | |
| International Public Partnerships Ltd ordinary 0.01p shares | | | | | | | | | |
| 01/10/2017 B/fwd | 12,375 | | | 14,728.99 | | 12,375 | 14,728.99 | 18,711.00 | |
| 30/09/2018 C/fwd | | | | | | | | | |
| Invesco IP Monthly Z Income Plus income | | | | | | | | | |
| 01/10/2017 B/fwd | 7,650.56 | | | 14,776.86 | | 7,650.56 | 14,776.86 | 16,140.00 | |
| 30/09/2018 C/fwd | | | | | | | | | |
| ITV PLC convertible ordinary 10p shares | | | | | | | | | |
| 01/10/2017 B/fwd | 5,000 | | | 10,561.78 | | | | | |
| 05/09/2018 Sale | | | 5,000 | | 10,561.78 | | | | |
| Adjustment | | | | | (2,660.78) | | | | |
| Janus Henderson Investments UK Absolute Return G Acc | | | | | | | | | |
| 01/10/2017 B/fwd | 9,250.00 | | | 15,103.95 | | | | | |
| 31/01/2018 Journal / Transfer | | | | | 6.81 | | | | |
| Accumulation | | | | | | | | | |
| 25/05/2018 Capital Event | | (9,250.00) | | | (15,110.76) | | | | |
| Conversion | | | | | | | | | |
| Johnson Matthey PLC ordinary 104 16/21p shares | | | | | | | | | |
| 01/10/2017 B/fwd | 434 | | | 8,040.00 | | 434 | 8,040.00 | 15,459.00 | |
| 30/09/2018 C/fwd | | | | | | | | | |
| JP Morgan US Equity Inc K | | | | | | | | | |
| 19/01/2018 Journal / Transfer | | 23,726.9960 | | | 14,484.56 | | | | |
| Conversion | | | | | | | | | |
| 30/09/2018 C/fwd | | | | | | 23,726.9960 | 14,484.56 | 26,622.00 | |

The Sue Rouse Charitable Trust

Schedule of Investments for the period from 1 October 2017 to 30 September 2018

Reporting Currency: GBP

| | Opening Balances | Acquisitions | Disposals | Costs | Profit/Loss | Units | Closing | Cost | Market Value | Income |
|---|------------------|--------------|------------|-------------|-------------|-------|-----------|-----------|--------------|--------|
| | Units | Cost | Units | Cost | £ | £ | Units | £ | £ | £ |
| JPMorgan US Equity C Income | | | | | | | | | | |
| 01/10/2017 B/fwd | 8,200.00 | 14,484.56 | | | | | | | | |
| 19/01/2018 Capital Event Conversion | | | (8,200.00) | (14,484.56) | | | | | | |
| Jupiter European Opportunities PLC ordinary 1p shares | | | | | | | | | | |
| 01/10/2017 B/fwd | 2,700 | 15,148.15 | | | | | 2,700 | 15,148.15 | 23,247.00 | |
| 30/09/2018 C/fwd | | | | | | | | | | |
| Jupiter Strategic Bond I Income units | | | | | | | | | | |
| 01/10/2017 B/fwd | 21,000.00 | 14,052.00 | | | | | 21,000.00 | 14,052.00 | 13,346.00 | |
| 30/09/2018 C/fwd | | | | | | | | | | |
| M&G Global Dividend Fund Class I Income shares | | | | | | | | | | |
| 01/10/2017 B/fwd | 13,000.00 | 21,285.00 | | | | | 13,000.00 | 21,285.00 | 31,251.00 | |
| 30/09/2018 C/fwd | | | | | | | | | | |
| Marlborough Multi Cap Income P Income NAV | | | | | | | | | | |
| 01/10/2017 B/fwd | 15,000.00 | 19,817.58 | | | | | 15,000.00 | 19,817.58 | 24,557.00 | |
| 30/09/2018 C/fwd | | | | | | | | | | |
| Quilter Investments Ltd Merian UK Mid Cap U1 GBP | | | | | | | | | | |
| 01/10/2017 B/fwd | 8,404.17 | 10,387.00 | | | | | 8,404.17 | 10,600.85 | 15,077.00 | |
| 28/09/2018 Journal / Transfer Accumulation | | | | | 213.85 | | | | | |
| 30/09/2018 C/fwd | | | | | | | | | | |
| Pennon Group PLC ordinary 40.7p shares | | | | | | | | | | |
| 01/10/2017 B/fwd | 1,450 | 7,623.37 | | | | | 1,450 | 7,623.37 | 10,341.00 | |
| 30/09/2018 C/fwd | | | | | | | | | | |
| Places for People Finance PLC 4.25% BDS 5/12/23 GBP | | | | | | | | | | |
| 01/10/2017 B/fwd | 10,000.00 | 10,170.00 | | | | | 10,000.00 | 10,170.00 | 10,288.00 | |
| 30/09/2018 C/fwd | | | | | | | | | | |

The Sue Rouse Charitable Trust

Schedule of Investments for the period from 1 October 2017 to 30 September 2018

Reporting Currency: GBP

| | Opening Balances | Acquisitions | Disposals | Costs | Profit/Loss | Units | Closing | Cost | Market Value | Income |
|---|------------------|--------------|-----------|-------|-------------|-------|-------------|-----------|--------------|--------|
| | Units | Cost | Units | £ | £ | £ | Units | £ | £ | £ |
| Prudential Corporation PLC ordinary 5p shares | | | | | | | | | | |
| 01/10/2017 B/fwd | 1,500 | 7,770.00 | | | | | 1,500 | 7,770.00 | 26,393.00 | |
| 30/09/2018 C/fwd | | | | | | | | | | |
| Reckitt Benckiser Group PLC ordinary 10p shares | | | | | | | | | | |
| 01/10/2017 B/fwd | 200 | 6,826.00 | | | | | 200 | 6,826.00 | 14,032.00 | |
| 30/09/2018 C/fwd | | | | | | | | | | |
| RIT Capital Partners PLC ordinary £1 shares | | | | | | | | | | |
| 01/10/2017 B/fwd | 1,500 | 15,809.16 | | | | | 1,500 | 15,809.16 | 30,600.00 | |
| 30/09/2018 C/fwd | | | | | | | | | | |
| Royal Dutch Shell PLC 'B' ordinary Euro 0.07 shares | | | | | | | | | | |
| 01/10/2017 B/fwd | 600 | 14,090.67 | | | | | 600 | 14,090.67 | 16,134.00 | |
| 30/09/2018 C/fwd | | | | | | | | | | |
| Schroder Oriental Income Fund ordinary 1p shares | | | | | | | | | | |
| 19/02/2018 Purchase | | | | 4,300 | 11,106.83 | | | | | |
| 30/09/2018 C/fwd | | | | | | | 4,300 | 11,106.83 | 10,858.00 | |
| Schroder Strategic Bond Z Income | | | | | | | | | | |
| 01/10/2017 B/fwd | 25,000.0000 | 13,879.00 | | | | | 25,000.0000 | 13,879.00 | 13,758.00 | |
| 30/09/2018 C/fwd | | | | | | | | | | |
| Schroders PLC voting ordinary £1 shares | | | | | | | | | | |
| 01/10/2017 B/fwd | 300 | 10,044.14 | | | | | 300 | 10,044.14 | 9,285.00 | |
| 30/09/2018 C/fwd | | | | | | | | | | |
| Smith & Nephew PLC ordinary US\$0.20 shares | | | | | | | | | | |
| 01/10/2017 B/fwd | 1,200 | 8,334.00 | | | | | 1,200 | 8,334.00 | 16,794.00 | |
| 30/09/2018 C/fwd | | | | | | | | | | |

The Sue Rouse Charitable Trust

Schedule of Investments for the period from 1 October 2017 to 30 September 2018

Reporting Currency: GBP

| | Operating Balances | Acquisitions | Disposals | Costs | Profit/Loss | Closing | Cost | Market Value | Income |
|--|--------------------|--------------|-----------|------------|-------------|-------------|------------|--------------|--------|
| | Units | Units | Units | £ | £ | Units | £ | £ | £ |
| SSE PLC ordinary 50p shares | | | | | | | | | |
| 01/10/2017 B/fwd | 750 | | | 8,392.50 | | 750 | 8,392.50 | 8,595.00 | |
| 30/09/2018 C/fwd | | | | | | | | | |
| Tesco Personal Finance PLC 5% MTN 21/11/2020 | | | | | | | | | |
| 01/10/2017 B/fwd | 16,000.00 | | | 16,311.13 | | 16,000.00 | 16,311.13 | 16,781.00 | |
| 30/09/2018 C/fwd | | | | | | | | | |
| Threadneedle Inv American Select Zna Acc NAV | | | | | | | | | |
| 01/10/2017 B/fwd | 21,377.6830 | | | 18,697.10 | | 21,377.6830 | 18,855.64 | 57,006.00 | |
| 04/05/2018 Journal / Transfer | | 158.54 | | | | | | | |
| 30/09/2018 C/fwd | | | | | | | | | |
| Triax Big Box REIT PLC ordinary 1p shares | | | | | | | | | |
| 01/10/2017 B/fwd | 11,900 | | | 15,347.49 | | 11,900 | 15,347.49 | 17,553.00 | |
| 30/09/2018 C/fwd | | | | | | | | | |
| Vodafone Group PLC ordinary US\$0.2095238 shares | | | | | | | | | |
| 01/10/2017 B/fwd | 5,700 | | | 13,163.91 | | 5,700 | 13,163.91 | 9,377.00 | |
| 30/09/2018 C/fwd | | | | | | | | | |
| Totals | | | | 524,624.47 | | | 488,268.99 | 706,342.00 | - |
| | | | | 21,873.81 | (2,671.40) | | | | |

THE SUE ROUSE CHARITABLE TRUST
NOTES TO THE ACCOUNTS

| | | |
|--|------------------|------------------|
| 1. Debtors | 2018 | 2017 |
| | £ | £ |
| Dividends Due - Income | 621.44 | 681.16 |
| Other Debtors - Income | 198.07 | - |
| | <u>819.51</u> | <u>681.16</u> |
| 2. Investments | | |
| The investments are included in the Balance Sheet at cost when received in to the Trust. Full details of the investments held at the year end and those acquired and sold during the year, are set out in the schedule of investments. | | |
| | 2018 | 2017 |
| | £ | £ |
| Quoted: | | |
| Investments Quoted - Capital | 488,268.98 | 524,624.46 |
| 3. Bank and cash accounts | | |
| | 2018 | 2017 |
| | £ | £ |
| Capital: | | |
| CAF bank | 37,328.18 | 25,009.71 |
| Brewin Dolphin Deposit Account | 11,021.97 | 1,187.65 |
| Income: | | |
| Brewin Dolphin Income Account | 2,560.47 | 2,073.21 |
| | <u>50,910.62</u> | <u>28,270.57</u> |
| 4. Creditors | | |
| | 2018 | 2017 |
| | £ | £ |
| Capital: | | |
| Charitable donations | - | 5,000.00 |
| 5. Realised gains and losses on disposal of assets | | |
| | 2018 | 2017 |
| | £ | £ |
| Loss on Investments | 2,670.87 | 1,047.86 |
| 6. Taxation | | |
| | 2018 | 2017 |
| | £ | £ |
| Tax deducted at source on interest | - | 85.28 |