

REGISTERED CHARITY NUMBER: 1110823

**Report of the Trustees and
Financial Statements for the Year Ended
31 March 2019
for
Brighter Future International Trust**

Brighter Future International Trust

Contents of the Financial Statements for the Year Ended 31 March 2019

	Page
Report of the Trustees	1 to 2
Independent Examiner's Report	3
Statement of Financial Activities	4
Balance Sheet	5
Notes to the Financial Statements	6 to 7
Detailed Statement of Financial Activities	8

Brighter Future International Trust

Report of the Trustees for the Year Ended 31 March 2019

The trustees present their report with the financial statements of the charity for the year ended 31 March 2019. The trustees have adopted the provisions of Accounting and Reporting by Charities; Statement of Recommended Practice applicable to charities preparing their accounts in accordance with the Financial Reporting Standard applicable in the UK and Republic of Ireland (FRS102) (effective 1 January 2015).

REFERENCE AND ADMINISTRATIVE DETAILS

Registered Charity number

1110823

Charity Registered Office and correspondence Address

1 Charlies Yard
Dyke
Bourne
Lincolnshire
PE10 0GQ

Board of Trustees

Mr Shailesh Naik
Mr Ramesh Dewan
Mr Jack Slater
Mrs Lynne Wade-Jones
Mr James Hand
Mrs Elizabeth Pettersen

Independent examiner

V Tharmarajah
Accountants
45 Chestnut Drive
Pinner
Middlesex
HA5 1LX

Bankers

Lloyds Bank Plc
81 High Street
Ashford
Kent TN24 8SS

STRUCTURE, GOVERNANCE AND MANAGEMENT

Governing document

The charity is controlled by its governing document, a deed of trust.

Recruitment and appointment of new trustees

The trustees named above have served throughout the year or as from date of appointment or up to date of resignation. Appointment of trustees is governed by the Trust Deed of the charity. The Board of Trustees is authorised to appoint new trustees to fill vacancies arising through resignation or death of an existing trustee.

Organisational structure

The charity is organised so that the trustees consult each other regularly to manage its affairs.

Brighter Future International Trust

Report of the Trustees for the Year Ended 31 March 2019

Risk management

The trustees have a duty to identify and review the risks to which the charity is exposed and to ensure appropriate controls are in place to provide reasonable assurance against fraud and error.

OBJECTIVES AND ACTIVITIES

Objectives and aims

The objects of the charity as stated by Trust Deed are to provide vital help for people who are affected by poverty, disease, disability and prejudice. We work in partnership with individuals, families and communities to bring restoration, hope and dignity.

The charity's objective and principal activity continues to be that of funding social work.

ACHIEVEMENT AND PERFORMANCE

Charitable activities

The trustees consider that the performance of the charity this year has been satisfactory.

Investment performance

The Trust Deed authorises the trustees to make and hold investments using the general funds of the charity.

Internal and external factors

The trustees have made a full assessment of the internal and external factors that may affect these financial statements and do not deem any factors material enough to have an impact.

FINANCIAL REVIEW


Principal funding sources

The principal funding sources were all from donations from individuals, corporates and fund raising activities..

Approved by order of the board of trustees on 05 July 2019 and signed on its behalf by:

Jack Slater Trustee

Lynne Wade-Jones Trustee

The image shows two handwritten signatures in black ink. The first signature, for Jack Slater, is written above the second signature, for Lynne Wade-Jones. Both signatures are cursive and stylized.

**Independent Examiner's Report to the Trustees of
Brighter Future International Trust**

I report to the charity trustees on my examination of the accounts of the Brighter Future International Trust for the year ended 31 March 2019.

Responsibilities and basis of report

As the charity trustees, you are responsible for the preparation of the accounts in accordance with the Charities Act 2011 (the Act).


I report in respect of my examination of the Trust's accounts carried out under section 145 of the 2011 Act and in carrying out my examination, I have followed all the applicable Directions given by the Charity Commission under section 145(5)(b) of the Act.

Independent examiner's statement

I have completed my examination. I confirm that no material matters have come to my attention in connection with the examination which gives me cause to believe that in any material respect,:

- 1 accounting records were not kept in respect of the Trust as required by section 130 of the Act;
or
- 2 the accounts do not accord with those records; or
- 3 The accounts do not comply with the applicable requirements concerning the form and content of accounts set out in the Charities (Accounts and Reports) Regulations 2008 other than any requirement that the accounts give a true and fair view which is not a matter considered as part of an independent examination.

I confirm that there are no other matters to which your attention should be drawn to enable a proper understanding of the accounts to be reached.


V Tharmarajah
Accountants
45 Chestnut Drive
Pinner
HA5 1LX

05 July 2019

Brighter Future International Trust

Statement of Financial Activities for the Year Ended 31 March 2019

		2019 Unrestricted fund £	2018 Total Funds £
	Notes		
INCOMING RESOURCES			
Incoming resources from generated funds			
Voluntary income		567,777	513,389
Investment income	2	<u>4</u>	<u>5</u>
Total incoming resources		567,781	513,394
RESOURCES EXPENDED			
Governance costs		3,861	5,261
Other resources expended		<u>671,000</u>	<u>364,000</u>
Total resources expended		674,861	369,261
NET INCOMING RESOURCES		(107,080)	144,133
RECONCILIATION OF FUNDS			
Total funds brought forward		<u>150,531</u>	<u>6,398</u>
TOTAL FUNDS CARRIED FORWARD		<u>43,451</u>	<u>150,531</u>

The notes form part of these financial statements

Brighter Future International Trust

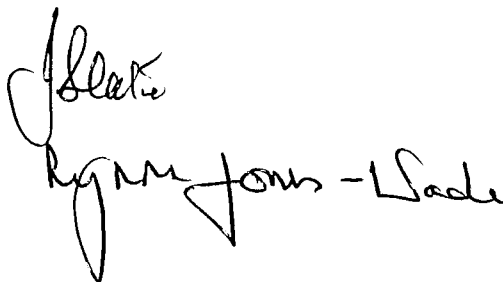
Balance Sheet At 31 March 2019

	Notes	£	2019 Unrestricted fund £	2018 Total funds £
CURRENT ASSETS				
Cash at bank			40,543	143,349
Debtors			<u>2,908</u>	<u>7,395</u>
			<u>43,451</u>	<u>150,744</u>
CREDITORS				
Amounts falling due within one year	4		-	(213)
NET CURRENT ASSETS			<u>43,451</u>	<u>150,531</u>
TOTAL ASSETS LESS CURRENT LIABILITIES			<u>43,451</u>	<u>150,531</u>
NET ASSETS			<u>43,451</u>	<u>150,531</u>
FUNDS				
Unrestricted funds	5		<u>43,451</u>	<u>150,531</u>
TOTAL FUNDS			<u>43,451</u>	<u>150,531</u>

The financial statements were approved by the Board of Trustees on 05 July 2019 and were signed on its Behalf by;

Jack Slater Trustee

Lynne Wade-Jones Trustee



Brighter Future International Trust

Notes to the Financial Statements for the Year Ended 31 March 2019

1. ACCOUNTING POLICIES

Basis of preparing the financial statements

The financial statements of the charity, which is a public benefit entity under FRS 102, have been prepared in accordance with the Charities SORP (FRS102) 'Accounting and Reporting by Charities; Statement of Recommended Practice applicable to charities preparing their accounts in accordance with the Financial Reporting Standard in the UK and Republic of Ireland (FRS102) (effective 1 January 2015)', Financial reporting Standard 102 'The Financial Reporting Standard applicable in the UK and Republic of Ireland' and the Charities Act 2011. The financial statements have been prepared under the historical cost convention.

Incoming resources

All incoming resources are included on the Statement of Financial Activities when the charity is legally entitled to the income and the amount can be quantified with reasonable accuracy.

Resources expended

Expenditure is accounted for on an accruals basis and has been classified under headings that aggregate all cost related to the category. Where costs cannot be directly attributed to particular headings they have been allocated to activities on a basis consistent with the use of resources.

Taxation

The charity is exempt from tax on its charitable activities.

Fund accounting

Unrestricted funds can be used in accordance with the charitable objectives at the discretion of the trustees.

Further explanation of the nature and purpose of each fund is included in the notes to the financial statements.

2. INVESTMENT INCOME

	2019 £	2018 £
Deposit account interest	<u>4</u>	<u>5</u>
	<u>4</u>	<u>5</u>

3. TRUSTEES' REMUNERATION AND BENEFITS

There were no trustees' remuneration or other benefits for the year ended 31 March 2019 nor for the year ended 31 March 2018.

Trustees' expenses

There were no trustees' expenses paid for the year ended 31 March 2019 nor for the year ended 31 March 2018.

4. CREDITORS: AMOUNTS FALLING DUE WITHIN ONE YEAR

	2018 £	2017 £
Accruals	<u>-</u>	<u>213</u>
	<u>-</u>	<u>213</u>

Brighter Future International Trust

**Notes to the Financial Statements - continued
for the Year Ended 31 March 2019**

5. MOVEMENT IN FUNDS

	At 1.4.18 £	Net movement in funds £	At 31.3.19 £
Unrestricted funds			
General fund	150,531	(107,080)	43,451
	<hr/>	<hr/>	<hr/>
TOTAL FUNDS	<u>150,531</u>	<u>144,133</u>	<u>150,531</u>

Net movement in funds, included in the above are as follows:

	Incoming resources £	Resources expended £	Movement in funds £
Unrestricted funds			
General fund	567,781	(674,861)	(107,080)
	<hr/>	<hr/>	<hr/>
TOTAL FUNDS	<u>567,781</u>	<u>(674,861)</u>	<u>(107,080)</u>

Brighter Future International Trust

**Detailed Statement of Financial Activities
for the Year Ended 31 March 2019**

	2019 £	2018 £
INCOMING RESOURCES		
Voluntary income		
Donations	569,777	513,389
Investment income		
Deposit account interest	<u>4</u>	<u>5</u>
Total incoming resources	569,781	513,394
RESOURCES EXPENDED		
Governance costs		
Administrative expenses	3,655	3,218
Travel expenses	-	127
Accountancy	-	381
Legal fees	-	-
General expenses	<u>206</u>	<u>1,535</u>
	3,861	5,261
Other resources expended		
Donations	<u>671,000</u>	<u>364,000</u>
Total resources expended	674,861	369,261
Net Income/(loss)	(107,080)	144,133
Realised recognised gains and losses		
Loss on sale of investment assets	<u>-</u>	<u>-</u>
Net income/(loss)	<u>(107,080)</u>	<u>144,133</u>

This page does not form part of the statutory financial statements