

REGISTERED COMPANY NUMBER: 04558999  
REGISTERED CHARITY NUMBER: 1098782

**REPORT OF THE TRUSTEES AND  
UNAUDITED FINANCIAL STATEMENTS FOR THE YEAR ENDED 31 DECEMBER 2018  
FOR**

**TRINITY RESOURCE CENTRE LIMITED**

Cleverdons  
Chartered Accountants & Business Advisors  
7 The Broadway  
Broadstairs  
Kent  
CT10 2AD

**TRINITY RESOURCE CENTRE LIMITED**

**CONTENTS OF THE FINANCIAL STATEMENTS  
FOR THE YEAR ENDED 31 DECEMBER 2018**

|  | Page     |
|--|----------|
| Reference and Administrative Details       | 1        |
| Report of the Trustees                     | 2 to 4   |
| Independent Examiner's Report              | 5        |
| Statement of Financial Activities          | 6        |
| Balance Sheet                              | 7 to 8   |
| Notes to the Financial Statements          | 9 to 16  |
| Detailed Statement of Financial Activities | 17 to 18 |

**TRINITY RESOURCE CENTRE LIMITED**

**REFERENCE AND ADMINISTRATIVE DETAILS  
FOR THE YEAR ENDED 31 DECEMBER 2018**

|                                  |  |
|----------------------------------|--|
| <b>TRUSTEES</b>                  | J McCabe<br>Ms A L Friend (resigned 7/12/2018)<br>M J Jarvis<br>Ms C A Murray<br>Reverend C B Stocking (resigned 27/9/2018)<br>A W Warrilow<br>Dr R P White (resigned 14/8/2018)<br>S N Williams<br>D R Leah (appointed 27/9/2018) |
| <b>COMPANY SECRETARY</b>         | A Leal   |
| <b>REGISTERED OFFICE</b>         | St Mary's Avenue<br>Margate<br>Kent<br>CT9 3TN   |
| <b>REGISTERED COMPANY NUMBER</b> | 04558999   |
| <b>REGISTERED CHARITY NUMBER</b> | 1098782  |
| <b>INDEPENDENT EXAMINER</b>      | Cleverdons<br>Chartered Accountants & Business Advisors<br>7 The Broadway<br>Broadstairs<br>Kent<br>CT10 2AD   |
| <b>BANKERS</b>                   | HSBC Bank plc<br>Westwood Cross<br>Margate Road<br>Broadstairs<br>Kent<br>CT10 2BF   |
| <b>SOLICITORS</b>                | Robinson Allfree<br>17-25 Cavendish Street<br>Ramsgate<br>Kent<br>CT11 9AL   |

## **TRINITY RESOURCE CENTRE LIMITED**

### **REPORT OF THE TRUSTEES FOR THE YEAR ENDED 31 DECEMBER 2018**

The trustees who are also directors of the charity for the purposes of the Companies Act 2006, present their report with the financial statements of the charity for the year ended 31 December 2018. The trustees have adopted the provisions of Accounting and Reporting by Charities: Statement of Recommended Practice applicable to charities preparing their accounts in accordance with the Financial Reporting Standard applicable in the UK and Republic of Ireland (FRS 102) (effective 1 January 2015).

#### **OBJECTIVES AND ACTIVITIES**

##### **Objectives and aims**

Trinity Community Resource Centre provides social welfare, educational, mentoring and other support activities for the local and island community of Thanet. Currently Trinity Community Resource Centre has around 80 different community groups meeting over a week in the Centre. They mainly serve the Millmead Estate and the Cliftonville areas together with other urban deprived areas of Margate. We have some 2000 adults and 550 children who attend these groups weekly. The majority of them, well over 70% either walk or arrive by public or provided transport. We are a flagship of the 'Big Society' and recognised by the local and county council as such as well as the Diocese of Canterbury and other strategic statutory partners. This demographic area is seen as the third poorest in the South East in terms of multi deprivation and ninety first in England. When planning our activities, the trustees have considered the Commission's guidance on public benefit.

From the cradle to the grave we work with local and national charities as well as the major statutory agencies to provide services connected with the development of well-being, better health and primary care and early years education for children, dementia awareness sessions and other related mental health and social health groups.

Whilst the day to day operational management of the Centre is delegated to our Chief Executive, the Board of Trustees is ultimately responsible for all that we do. This year the board has appointed members of staff from the local community to positions of departmental management as part of their professional and vocational development and in line with the strategy to embody local talent and meet strategic requirements for succession planning.

An experienced professional Christian HR Consultant is retained for recruitment and other personnel issues to ensure up to date legislation, guidance and consistent good practice is followed.

The congregation of Holy Trinity Church provide some of the volunteer time in these affairs and an annual contribution of £12k towards the running costs as they support and underwrite the ministry of the local church in the community and beyond. The Centre is a separate financial and legal entity but works in close conjunction and collaboration with the Centre Board, staff and volunteers. The Board is constantly challenged by regular feedback from our service users, through questionnaire, personal conversations, staff meetings, appraisal of our staff and consequent reflection involving our outside partners. This model strengthens relationships and ensures continuing improvement of the services offered and practiced. Process, review and reflection is constantly focussed with a keen eye kept on medium to long term sustainability of the Centre's mission, purpose, work and delivery.

##### **Significant activities**

We have a daily luncheon club for the over 60s as well as a dedicated team involved in group activities, home visiting and facilitating to support intergenerational independent living, health and wellbeing.

We are a highly-regarded Dementia Hub in Thanet, supporting people living with dementia and their carers with a range of activities and opportunities promoting wellbeing and resilience. Our Centre is Dementia friendly with staff and trustees being Dementia Friends. We work closely with health care providers and other professionals working in this field and our small staff team are very experienced and qualified.

Our Ofsted registered Sunshine Pre-School provides high quality early education, acknowledged by local families, local schools and the local authority, currently maintaining a judgement of good with outstanding elements. We are an inclusive community setting and children with additional needs make good progress in our relaxed environment where the children's wellbeing is the top priority.

Local charities and community groups also hold their regular meetings at the centre.

The annual costs of the Centre are supported by either voluntary contributions or grant aid from Kent County Council. We are a non-profitable charitable organisation and so we work with little surplus. Any financial support that is given to us by outside bodies like Rotary to name but one agency are the very life lines to provide for those who are on the margins of society who live on shoe string budgets and benefit payments. Many of our clients struggle to make ends meet but here at Trinity find a safe and secure environment where they are welcomed and their needs listened to. We are then able to link those who require up with the relevant agency for further counsel.

Users are continually consulted, and services evaluated enabling Trinity Community Resource Centre to adapt and diversify to meet the needs of the local and wider community, often at short notice. Through the CEO, chairman of the board and one churchwarden, board business and practice is reported at each meeting of the Parochial Church Council. The TCRC Board of Trustees met on four occasions as did the five sub committees. The annual meeting is open to all.

## **TRINITY RESOURCE CENTRE LIMITED**

### **REPORT OF THE TRUSTEES FOR THE YEAR ENDED 31 DECEMBER 2018**

#### **STRUCTURE, GOVERNANCE AND MANAGEMENT**

##### **Governing document**

The Trinity Resource Centre Limited was incorporated on 10 October 2002. The charity was established under a Memorandum of Association and is governed by its Articles of association. The charity is a limited company, limited by guarantee, as defined by the Companies Act 2006.

##### **Recruitment and appointment of new trustees**

Trustees are subject to a rolling three yearly appointment and the chair is appointed by the trustees. The charity has established a protocol agreement with Holy Trinity Church which, although not legally binding, establishes arrangements for close and effective working between the two organisations. This is in the process of being updated.

##### **Organisational structure**

The board of trustees, which can have up to 15 members, administers the charity. The board meets every three months, additional meetings are called when required and is also informed through a number of advisory groups.

##### **Induction and training of new trustees**

New trustees have an induction programme which includes time spent in the Centre with the CEO and staff. In addition, one Trustee provides particular support for new appointments during the induction period.

##### **Risk management**

A risk register of key risks has been established for regular review by the board.

The risks to the business are identified and reviewed by the TRC Board on a regular basis. Priority this year continues to be given to safeguarding and now robust and effective, tested procedures are in place. The focus has moved to wider business and financial risks in the current climate particularly in the light of reduced statutory grants. The chairman with management continues to initiate regular financial appraisals and risk assessments with appropriate actions being taken, in terms of staffing levels, new business and removal of activities which are unproductive of which this year there have been several.

The Board of Trustees are grateful for the on-going work of their advisors and especially their relationship with the Bishop of Dover and senior personnel within the Diocese of Canterbury as this flagship project moves towards sustainability and maturity. We note from the Diocese of Canterbury Finance Strategic Document 2011-2016, this statement with gratitude 'Holy Trinity Margate Church and Resource Centre is an inspirational project which is providing an important model for the Diocese of Canterbury for effectively bringing the Church to the community.'

Additionally our work has been assessed in terms of total risk by Thanet District Council Environmental Health Department, BBC radio 4 through their partnership with St Martin in the Fields, London, Kent County Council Children's Services and Adult Social Services, the EIO and the Diocese of Canterbury Safeguarding Team and Board of Finance.

We continue the process of involving specialist external advisors to each of our departments work.

#### **FINANCIAL REVIEW**

The financial results for 2018 show a surplus of £2,832 (2017: £3,758) on unrestricted funds and a deficit of £7,644 (2017: £21,985) on restricted funds. The overall deficit on total funds is £4,812 (2017: £18,227). The deficit on restricted funds relates to the amount of depreciation charged in year for works funded through external grant fully realised in the year of receipt. The operational performance for the year is reflected through the income and expenditure as unrestricted funds; through careful stewardship and effective control over costs, a surplus of £2,832 was achieved.

The trustees continue to be grateful to the PCC of Holy Trinity Church for its ongoing support through prayer, volunteering and underwriting of the overdraft facility (which has not been called upon this year).

The year-end cash holdings of £59,990 reflect the priority given to the careful management of liquidity which has enabled the charity to operate without the need to draw on its approved overdraft facilities.

#### **INVESTMENT AND RESERVES POLICY**


The board has established a reserves policy that seeks to maintain a cash backed reserve on unrestricted funds that would allow three months' trading. This is a demanding objective for the medium term as the company establishes its services and meets its capital debt obligations. The year end position demonstrates an improvement towards this objective compared to previous years but still represents a position of only 33 liquidity days. At the present time, however, cash holdings remain below this level. It is recognised that maintaining reserves at this relatively low level has some risk but the trustees believe that its reserve position can be underwritten by the financial support available to it from members of Holy Trinity Church. It is the view of the trustees that the current level of funds is insufficient to undertake a long-term investment. Accordingly, any surplus funds are invested in interest bearing accounts at deposit rates, ensuring immediate access to liquid funds as the need arises.

This report has been prepared in accordance with the special provisions of Part 15 of the Companies Act 2006 relating to small companies.

**TRINITY RESOURCE CENTRE LIMITED**

**REPORT OF THE TRUSTEES  
FOR THE YEAR ENDED 31 DECEMBER 2018**

Approved by order of the board of trustees on 23.9.2019 and signed on its behalf by:



.....  
A W Warrilow - Trustee

**INDEPENDENT EXAMINER'S REPORT TO THE TRUSTEES OF  
TRINITY RESOURCE CENTRE LIMITED**

**Independent examiner's report to the trustees of Trinity Resource Centre Limited ('the Company')**

I report to the charity trustees on my examination of the accounts of the Company for the year ended 31 December 2018.

**Responsibilities and basis of report**

As the charity's trustees of the Company (and also its directors for the purposes of company law) you are responsible for the preparation of the accounts in accordance with the requirements of the Companies Act 2006 ('the 2006 Act').

Having satisfied myself that the accounts of the Company are not required to be audited under Part 16 of the 2006 Act and are eligible for independent examination, I report in respect of my examination of your charity's accounts as carried out under section 145 of the Charities Act 2011 ('the 2011 Act'). In carrying out my examination I have followed the Directions given by the Charity Commission under section 145(5) (b) of the 2011 Act.


**Independent examiner's statement**

Since your charity's gross income exceeded £250,000 your examiner must be a member of a listed body. I can confirm that I am qualified to undertake the examination because I am a registered member of FCA which is one of the listed bodies

I have completed my examination. I confirm that no matters have come to my attention in connection with the examination giving me cause to believe:

1. accounting records were not kept in respect of the Company as required by section 386 of the 2006 Act; or
2. the accounts do not accord with those records; or
3. the accounts do not comply with the accounting requirements of section 396 of the 2006 Act other than any requirement that the accounts give a true and fair view which is not a matter considered as part of an independent examination; or
4. the accounts have not been prepared in accordance with the methods and principles of the Statement of Recommended Practice for accounting and reporting by charities [applicable to charities preparing their accounts in accordance with the Financial Reporting Standard applicable in the UK and Republic of Ireland (FRS 102)].

I have no concerns and have come across no other matters in connection with the examination to which attention should be drawn in this report in order to enable a proper understanding of the accounts to be reached



Mr J J Cleverdon  
FCA  
Cleverdons  
Chartered Accountants & Business Advisors  
7 The Broadway  
Broadstairs  
Kent  
CT10 2AD

Date: 16/10/2019

**TRINITY RESOURCE CENTRE LIMITED**

**STATEMENT OF FINANCIAL ACTIVITIES  
(INCORPORATING AN INCOME AND EXPENDITURE ACCOUNT)  
FOR THE YEAR ENDED 31 DECEMBER 2018**

|                                      | Notes | Unrestricted<br>funds<br>£ | Restricted<br>funds<br>£ | 2018<br>Total<br>funds<br>£ | 2017<br>Total<br>funds<br>£ |
|--------------------------------------|-------|----------------------------|--------------------------|-----------------------------|-----------------------------|
| <b>INCOME AND ENDOWMENTS FROM</b>    |       |                            |                          |                             |                             |
| Donations and legacies               |       | 13,445                     | -                        | 13,445                      | 17,787                      |
| <b>Charitable activities</b>         |       |                            |                          |                             |                             |
| Rental of premises                   |       | 61,405                     | -                        | 61,405                      | 53,213                      |
| Grants                               |       | 49,963                     | 14,728                   | 64,691                      | 50,662                      |
| Fees                                 |       | 115,978                    | -                        | 115,978                     | 119,590                     |
| Hospitality and lunch clubs          |       | 55,872                     | -                        | 55,872                      | 55,276                      |
| Other income                         |       | 9,964                      | -                        | 9,964                       | 5,341                       |
| Recharge of salaries to PCC          |       | 21,767                     | -                        | 21,767                      | 21,718                      |
| Other trading activities             | 2     | -                          | -                        | -                           | 207                         |
| Investment income                    | 3     | 17                         | -                        | 17                          | -                           |
| <b>Total</b>                         |       | <b>328,411</b>             | <b>14,728</b>            | <b>343,139</b>              | <b>323,794</b>              |
| <b>EXPENDITURE ON</b>                |       |                            |                          |                             |                             |
| <b>Charitable activities</b>         |       |                            |                          |                             |                             |
| Operation of Trinity Resource Centre |       | 325,579                    | 22,372                   | 347,951                     | 342,021                     |
| <b>NET INCOME/(EXPENDITURE)</b>      |       | <b>2,832</b>               | <b>(7,644)</b>           | <b>(4,812)</b>              | <b>(18,227)</b>             |
| <b>RECONCILIATION OF FUNDS</b>       |       |                            |                          |                             |                             |
| <b>Total funds brought forward</b>   |       | <b>100,698</b>             | <b>527,655</b>           | <b>628,353</b>              | <b>646,580</b>              |
| <b>TOTAL FUNDS CARRIED FORWARD</b>   |       | <b>103,530</b>             | <b>520,011</b>           | <b>623,541</b>              | <b>628,353</b>              |

The notes form part of these financial statements



**TRINITY RESOURCE CENTRE LIMITED**

**BALANCE SHEET  
AT 31 DECEMBER 2018**

|  | Notes | Unrestricted<br>funds<br>£ | Restricted<br>funds<br>£ | 2018<br>Total<br>funds<br>£ | 2017<br>Total<br>funds<br>£ |
|--|-------|----------------------------|--------------------------|-----------------------------|-----------------------------|
| <b>FIXED ASSETS</b>                          |       |                            |                          |                             |                             |
| Tangible assets                              | 8     | 73,717                     | 514,511                  | 588,228                     | 604,734                     |
| <b>CURRENT ASSETS</b>                        |       |                            |                          |                             |                             |
| Debtors                                      | 9     | 5,426                      | -                        | 5,426                       | 8,051                       |
| Cash at bank and in hand                     |       | 54,490                     | 5,500                    | 59,990                      | 34,086                      |
|  |       | <u>59,916</u>              | <u>5,500</u>             | <u>65,416</u>               | <u>42,137</u>               |
| <b>CREDITORS</b>                             |       |                            |                          |                             |                             |
| Amounts falling due within one year          | 10    | (30,103)                   | -                        | (30,103)                    | (18,518)                    |
| <b>NET CURRENT ASSETS</b>                    |       | <u>29,813</u>              | <u>5,500</u>             | <u>35,313</u>               | <u>23,619</u>               |
| <b>TOTAL ASSETS LESS CURRENT LIABILITIES</b> |       | <u>103,530</u>             | <u>520,011</u>           | <u>623,541</u>              | <u>628,353</u>              |
| <b>NET ASSETS</b>                            |       | <u>103,530</u>             | <u>520,011</u>           | <u>623,541</u>              | <u>628,353</u>              |
| <b>FUNDS</b>                                 | 11    |                            |                          |                             |                             |
| Unrestricted funds                           |       |                            |                          | 103,530                     | 100,698                     |
| Restricted funds                             |       |                            |                          | 520,011                     | 527,655                     |
| <b>TOTAL FUNDS</b>                           |       |                            |                          | <u>623,541</u>              | <u>628,353</u>              |

The notes form part of these financial statements

**TRINITY RESOURCE CENTRE LIMITED**

**BALANCE SHEET - CONTINUED  
AT 31 DECEMBER 2018**

The charitable company is entitled to exemption from audit under Section 477 of the Companies Act 2006 for the year ended 31 December 2018.


The members have not required the company to obtain an audit of its financial statements for the year ended 31 December 2018 in accordance with Section 476 of the Companies Act 2006.

The trustees acknowledge their responsibilities for


- (a) ensuring that the charitable company keeps accounting records that comply with Sections 386 and 387 of the Companies Act 2006 and
- (b) preparing financial statements which give a true and fair view of the state of affairs of the charitable company as at the end of each financial year and of its surplus or deficit for each financial year in accordance with the requirements of Sections 394 and 395 and which otherwise comply with the requirements of the Companies Act 2006 relating to financial statements, so far as applicable to the charitable company.

These financial statements have been prepared in accordance with the provisions applicable to charitable companies subject to the small companies regime.

The financial statements were approved by the Board of Trustees on 23.9.2019 and were signed on its behalf by:



.....  
A W Warrilow -Trustee



.....  
D R Leah -Trustee

**NOTES TO THE FINANCIAL STATEMENTS  
FOR THE YEAR ENDED 31 DECEMBER 2018**

**1. ACCOUNTING POLICIES**

**Basis of preparing the financial statements**

The financial statements of the charitable company, which is a public benefit entity under FRS 102, have been prepared in accordance with the Charities SORP (FRS 102) 'Accounting and Reporting by Charities: Statement of Recommended Practice applicable to charities preparing their accounts in accordance with the Financial Reporting Standard applicable in the UK and Republic of Ireland (FRS 102) (effective 1 January 2015)', Financial Reporting Standard 102 'The Financial Reporting Standard applicable in the UK and Republic of Ireland' and the Companies Act 2006. The financial statements have been prepared under the historical cost convention.

Assets and liabilities are initially recognised at historical cost or transaction value unless otherwise stated in the relevant accounting policy note(s).

The accounts have been prepared on a going concern basis as no material uncertainties exist.

**Income**

Income is recognised when the charity has entitlement to the funds, any performance conditions attached to the items have been met, it is probable that the income will be received and the amount can be measured reliably.

Income from government and other grants, whether capital or revenue, is recognised when the charity has entitlement to the funds, any performance conditions attached to the funds have been met, it is probable that the income will be received and the amount can be measured reliably and is not deferred.

**Expenditure**

Liabilities are recognised as expenditure as soon as there is a legal or constructive obligation committing the charity to that expenditure, it is probable that a transfer of economic benefits will be required in settlement and the amount of the obligation can be measured reliably. Expenditure is accounted for on an accruals basis and has been classified under headings that aggregate all cost related to the category. Where costs cannot be directly attributed to particular headings they have been allocated to activities on a basis consistent with the use of resources.

**Tangible fixed assets**

Tangible fixed assets are included at cost less depreciation and impairment. Depreciation has been calculated to write off the of the tangible fixed assets over their expected useful lives as follows:

Improvements to property - over lease term  
Equipment - 20% of written down value

**Taxation**

The charity is exempt from corporation tax on its charitable activities.

**Fund accounting**

Unrestricted funds can be used in accordance with the charitable objectives at the discretion of the trustees.

Restricted funds can only be used for particular restricted purposes within the objects of the charity. Restrictions arise when specified by the donor or when funds are raised for particular restricted purposes.

Further explanation of the nature and purpose of each fund is included in the notes to the financial statements.

**Pension costs and other post-retirement benefits**

The charitable company operates a defined contribution pension scheme. Contributions payable to the charitable company's pension scheme are charged to the Statement of Financial Activities in the period to which they relate.

**Current assets and liabilities**

Debtors are recognised at the settlement amount due. Prepayments are valued at the amount prepaid.

Cash at bank and cash in hand includes cash and short term highly liquid investments.

Creditors and provisions are recognised where the charity has a present obligation resulting from a past event that will probably result in the transfer of funds to a third party and the amount due to settle the obligation can be measured or estimated reliably. Creditors and provisions are normally recognised at their settlement amount.

**TRINITY RESOURCE CENTRE LIMITED**

**NOTES TO THE FINANCIAL STATEMENTS - CONTINUED  
FOR THE YEAR ENDED 31 DECEMBER 2018**

**2. OTHER TRADING ACTIVITIES**

|                    | <b>2018</b> | 2017       |
|--------------------|-------------|------------|
|                    | <b>£</b>    | £          |
| Fundraising events | <u>-</u>    | <u>207</u> |

**3. INVESTMENT INCOME**

|                   | <b>2018</b> | 2017     |
|-------------------|-------------|----------|
|                   | <b>£</b>    | £        |
| Interest received | <u>17</u>   | <u>-</u> |

**4. NET INCOME/(EXPENDITURE)**

Net income/(expenditure) is stated after charging/(crediting):

|  | <b>2018</b>         | 2017         |
|--|---------------------|--------------|
|  | <b>£</b>            | £            |
| Depreciation - owned assets                      | <b>25,734</b>       | 25,393       |
| Independent examination                          | <b>2,160</b>        | 2,160        |
| Payroll services payable to independent examiner | <u><b>1,747</b></u> | <u>1,506</u> |

**5. TRUSTEES' REMUNERATION AND BENEFITS**

There were no trustees' remuneration or other benefits for the year ended 31 December 2018 nor for the year ended 31 December 2017.

**Trustees' expenses**

There were no trustees' expenses paid for the year ended 31 December 2018 nor for the year ended 31 December 2017.

**6. STAFF COSTS**

|                       | <b>2018</b>           | 2017           |
|-----------------------|-----------------------|----------------|
|                       | <b>£</b>              | £              |
| Wages and salaries    | <b>207,551</b>        | 205,568        |
| Social security costs | <b>7,255</b>          | 8,280          |
| Other pension costs   | <u><b>1,196</b></u>   | <u>719</u>     |
|                       | <u><b>216,002</b></u> | <u>214,567</u> |

The average monthly number of employees during the year was as follows:

|                             | <b>2018</b>      | 2017      |
|-----------------------------|------------------|-----------|
| Productive staff            | <b>17</b>        | 14        |
| Administrative and premises | <b>6</b>         | 6         |
| Recharged to PCC            | <u><b>2</b></u>  | <u>2</u>  |
|                             | <u><b>25</b></u> | <u>22</u> |

No employees received emoluments in excess of £60,000.

**TRINITY RESOURCE CENTRE LIMITED**

**NOTES TO THE FINANCIAL STATEMENTS - CONTINUED  
FOR THE YEAR ENDED 31 DECEMBER 2018**

**7. COMPARATIVES FOR THE STATEMENT OF FINANCIAL ACTIVITIES**

|                                      | Unrestricted<br>funds<br>£ | Restricted<br>funds<br>£ | Total<br>funds<br>£ |
|--------------------------------------|----------------------------|--------------------------|---------------------|
| <b>INCOME AND ENDOWMENTS FROM</b>    |                            |                          |                     |
| Donations and legacies               | 17,787                     | -                        | 17,787              |
| <b>Charitable activities</b>         |                            |                          |                     |
| Rental of premises                   | 53,213                     | -                        | 53,213              |
| Grants                               | 50,662                     | -                        | 50,662              |
| Fees                                 | 119,590                    | -                        | 119,590             |
| Hospitality and lunch clubs          | 55,276                     | -                        | 55,276              |
| Other income                         | 5,341                      | -                        | 5,341               |
| Recharge of salaries to PCC          | 21,718                     | -                        | 21,718              |
| Other trading activities             | 207                        | -                        | 207                 |
| <b>Total</b>                         | <b>323,794</b>             | <b>-</b>                 | <b>323,794</b>      |
| <b>EXPENDITURE ON</b>                |                            |                          |                     |
| <b>Charitable activities</b>         |                            |                          |                     |
| Operation of Trinity Resource Centre | 320,036                    | 21,985                   | 342,021             |
| <b>Total</b>                         | <b>320,036</b>             | <b>21,985</b>            | <b>342,021</b>      |
| <b>NET INCOME/(EXPENDITURE)</b>      | <b>3,758</b>               | <b>(21,985)</b>          | <b>(18,227)</b>     |
| <b>RECONCILIATION OF FUNDS</b>       |                            |                          |                     |
| <b>Total funds brought forward</b>   | <b>96,940</b>              | <b>549,640</b>           | <b>646,580</b>      |
| <b>TOTAL FUNDS CARRIED FORWARD</b>   | <b>100,698</b>             | <b>527,655</b>           | <b>628,353</b>      |

**8. TANGIBLE FIXED ASSETS**

|                       | Improvements<br>to property<br>£ | Plant and<br>machinery<br>£ | Totals<br>£ |
|-----------------------|----------------------------------|-----------------------------|-------------|
| <b>COST</b>           |                                  |                             |             |
| At 1 January 2018     | 1,174,130                        | 5,460                       | 1,179,590   |
| Additions             | 9,228                            | -                           | 9,228       |
| At 31 December 2018   | 1,183,358                        | 5,460                       | 1,188,818   |
| <b>DEPRECIATION</b>   |                                  |                             |             |
| At 1 January 2018     | 570,338                          | 4,518                       | 574,856     |
| Charge for year       | 25,545                           | 189                         | 25,734      |
| At 31 December 2018   | 595,883                          | 4,707                       | 600,590     |
| <b>NET BOOK VALUE</b> |                                  |                             |             |
| At 31 December 2018   | 587,475                          | 753                         | 588,228     |
| At 31 December 2017   | 603,792                          | 942                         | 604,734     |

TRINITY RESOURCE CENTRE LIMITED

NOTES TO THE FINANCIAL STATEMENTS - CONTINUED  
FOR THE YEAR ENDED 31 DECEMBER 2018

9. DEBTORS: AMOUNTS FALLING DUE WITHIN ONE YEAR

|               | 2018         | 2017         |
|---------------|--------------|--------------|
|               | £            | £            |
| Trade debtors | <u>5,426</u> | <u>8,051</u> |

10. CREDITORS: AMOUNTS FALLING DUE WITHIN ONE YEAR

|                              | 2018          | 2017          |
|------------------------------|---------------|---------------|
|                              | £             | £             |
| Trade creditors              | 6,052         | 3,147         |
| Accruals and deferred income | <u>24,051</u> | <u>15,371</u> |
|                              | <u>30,103</u> | <u>18,518</u> |

11. MOVEMENT IN FUNDS

|                           | At 1/1/18<br>£ | Net<br>movement in<br>funds<br>£ | Transfers<br>between<br>funds<br>£ | At 31/12/18<br>£ |
|---------------------------|----------------|----------------------------------|------------------------------------|------------------|
| <b>Unrestricted funds</b> |                |                                  |                                    |                  |
| General fund              | 6,016          | (39,391)                         | 35,790                             | 2,415            |
| Pre School                | 86,979         | 18,046                           | (13,800)                           | 91,225           |
| Dementia Services         | 8,065          | (1,621)                          | (4,200)                            | 2,244            |
| Day Services              | (362)          | 25,798                           | (17,790)                           | 7,646            |
|                           | <u>100,698</u> | <u>2,832</u>                     | <u>-</u>                           | <u>103,530</u>   |
| <b>Restricted funds</b>   |                |                                  |                                    |                  |
| Development Fund          | 527,655        | (21,987)                         | -                                  | 505,668          |
| Pre School Capital        | -              | 8,843                            | -                                  | 8,843            |
| Pre School                | -              | 2,500                            | -                                  | 2,500            |
| Dementia Services Capital | -              | 3,000                            | -                                  | 3,000            |
|                           | <u>527,655</u> | <u>(7,644)</u>                   | <u>-</u>                           | <u>520,011</u>   |
| <b>TOTAL FUNDS</b>        | <u>628,353</u> | <u>(4,812)</u>                   | <u>-</u>                           | <u>623,541</u>   |

NOTES TO THE FINANCIAL STATEMENTS - CONTINUED  
FOR THE YEAR ENDED 31 DECEMBER 2018

11. MOVEMENT IN FUNDS - continued

Net movement in funds, included in the above are as follows:

|                           | Incoming<br>resources<br>£ | Resources<br>expended<br>£ | Movement in<br>funds<br>£ |
|---------------------------|----------------------------|----------------------------|---------------------------|
| <b>Unrestricted funds</b> |                            |                            |                           |
| General fund              | 161,468                    | (200,859)                  | (39,391)                  |
| Pre School                | 77,857                     | (59,811)                   | 18,046                    |
| Dementia Services         | 30,165                     | (31,786)                   | (1,621)                   |
| Day Services              | 58,921                     | (33,123)                   | 25,798                    |
|                           | <u>328,411</u>             | <u>(325,579)</u>           | <u>2,832</u>              |
| <b>Restricted funds</b>   |                            |                            |                           |
| Pre School Capital        | 9,228                      | (385)                      | 8,843                     |
| Pre School                | 2,500                      | -                          | 2,500                     |
| Dementia Services Capital | 3,000                      | -                          | 3,000                     |
| Development Fund          | -                          | (21,987)                   | (21,987)                  |
|                           | <u>14,728</u>              | <u>(22,372)</u>            | <u>(7,644)</u>            |
| <b>TOTAL FUNDS</b>        | <u>343,139</u>             | <u>(347,951)</u>           | <u>(4,812)</u>            |

Comparatives for movement in funds

|                           | At 1/1/17<br>£ | Net<br>movement in<br>funds<br>£ | Transfers<br>between<br>funds<br>£ | At 31/12/17<br>£ |
|---------------------------|----------------|----------------------------------|------------------------------------|------------------|
| <b>Unrestricted Funds</b> |                |                                  |                                    |                  |
| General fund              | 21,520         | (52,674)                         | 37,170                             | 6,016            |
| Pre School                | 73,087         | 25,292                           | (11,400)                           | 86,979           |
| Dementia Services         | 3,591          | 12,454                           | (7,980)                            | 8,065            |
| Day Services              | (1,258)        | 18,686                           | (17,790)                           | (362)            |
|                           | <u>96,940</u>  | <u>3,758</u>                     | <u>-</u>                           | <u>100,698</u>   |
| <b>Restricted Funds</b>   |                |                                  |                                    |                  |
| Development Fund          | 549,640        | (21,985)                         | -                                  | 527,655          |
| <b>TOTAL FUNDS</b>        | <u>646,580</u> | <u>(18,227)</u>                  | <u>-</u>                           | <u>628,353</u>   |

TRINITY RESOURCE CENTRE LIMITED

NOTES TO THE FINANCIAL STATEMENTS - CONTINUED  
FOR THE YEAR ENDED 31 DECEMBER 2018

11. MOVEMENT IN FUNDS - continued

Comparative net movement in funds, included in the above are as follows:

|                           | Incoming<br>resources<br>£ | Resources<br>expended<br>£ | Movement in<br>funds<br>£ |
|---------------------------|----------------------------|----------------------------|---------------------------|
| <b>Unrestricted funds</b> |                            |                            |                           |
| General fund              | 152,749                    | (205,423)                  | (52,674)                  |
| Pre School                | 83,759                     | (58,467)                   | 25,292                    |
| Dementia Services         | 27,269                     | (14,815)                   | 12,454                    |
| Day Services              | 60,017                     | (41,331)                   | 18,686                    |
|                           | <u>323,794</u>             | <u>(320,036)</u>           | <u>3,758</u>              |
| <b>Restricted funds</b>   |                            |                            |                           |
| Development Fund          | -                          | (21,985)                   | (21,985)                  |
|                           | <u>323,794</u>             | <u>(342,021)</u>           | <u>(18,227)</u>           |

A current year 12 months and prior year 12 months combined position is as follows:

|                           | At 1/1/17<br>£ | Net<br>movement in<br>funds<br>£ | Transfers<br>between<br>funds<br>£ | At 31/12/18<br>£ |
|---------------------------|----------------|----------------------------------|------------------------------------|------------------|
| <b>Unrestricted funds</b> |                |                                  |                                    |                  |
| General fund              | 21,520         | (92,065)                         | 72,960                             | 2,415            |
| Pre School                | 73,087         | 43,338                           | (25,200)                           | 91,225           |
| Dementia Services         | 3,591          | 10,833                           | (12,180)                           | 2,244            |
| Day Services              | (1,258)        | 44,484                           | (35,580)                           | 7,646            |
| <b>Restricted funds</b>   |                |                                  |                                    |                  |
| Development Fund          | 549,640        | (43,972)                         | -                                  | 505,668          |
| Pre School Capital        | -              | 8,843                            | -                                  | 8,843            |
| Pre School                | -              | 2,500                            | -                                  | 2,500            |
| Dementia Services Capital | -              | 3,000                            | -                                  | 3,000            |
|                           | <u>549,640</u> | <u>(29,629)</u>                  | <u>-</u>                           | <u>520,011</u>   |
| <b>TOTAL FUNDS</b>        | <u>646,580</u> | <u>(23,039)</u>                  | <u>-</u>                           | <u>623,541</u>   |



**TRINITY RESOURCE CENTRE LIMITED**

**NOTES TO THE FINANCIAL STATEMENTS - CONTINUED  
FOR THE YEAR ENDED 31 DECEMBER 2018**

**11. MOVEMENT IN FUNDS - continued**

A current year 12 months and prior year 12 months combined net movement in funds, included in the above are as follows:

|                           | Incoming<br>resources<br>£ | Resources<br>expended<br>£ | Movement in<br>funds<br>£ |
|---------------------------|----------------------------|----------------------------|---------------------------|
| <b>Unrestricted funds</b> |                            |                            |                           |
| General fund              | 314,217                    | (406,282)                  | (92,065)                  |
| Pre School                | 161,616                    | (118,278)                  | 43,338                    |
| Dementia Services         | 57,434                     | (46,601)                   | 10,833                    |
| Day Services              | 118,938                    | (74,454)                   | 44,484                    |
|                           | <u>652,205</u>             | <u>(645,615)</u>           | <u>6,590</u>              |
| <b>Restricted funds</b>   |                            |                            |                           |
| Pre School Capital        | 9,228                      | (385)                      | 8,843                     |
| Pre School                | 2,500                      | -                          | 2,500                     |
| Dementia Services Capital | 3,000                      | -                          | 3,000                     |
| Development Fund          | -                          | (43,972)                   | (43,972)                  |
|                           | <u>14,728</u>              | <u>(44,357)</u>            | <u>(29,629)</u>           |
| <b>TOTAL FUNDS</b>        | <u><u>666,933</u></u>      | <u><u>(689,972)</u></u>    | <u><u>(23,039)</u></u>    |

**12. RELATED PARTY DISCLOSURES**

The following trustees were members of the Holy Trinity Church Parochial Church Council (PCC) in the period under review:

Mr M Jarvis  
Mr J McCabe

During the year under review, the PCC charged the charity rent totalling £12,000 under a proposed lease that will expire on 31 December 2041 (2017: £12,000).

During the year the charity recharged salaries to the PCC totalling £21,767 (2017: £21,718).

The PCC has provided a guarantee for the charity's £15,000 overdraft facility.

During the year Blue Sauce Media, a company of which the trustee A Warrilow is a director, provided promotional material and design work valued at £2,000 free of charge. This is included in these accounts as a donation.

**13. DESIGNATED FUNDS**

**DAY SERVICES**

A scheme set up in conjunction with Kent Social Services to provide specific services to the elderly in Holy Trinity and surrounding parishes in Thanet.

**PRE SCHOOL**

A facility set up to provide nursery education facilities for pre-school children.

**DEMENTIA SERVICES**

Services for those living with dementia, providing stimulating activities and fun experiences together with information, support and advice.

**NOTES TO THE FINANCIAL STATEMENTS - CONTINUED  
FOR THE YEAR ENDED 31 DECEMBER 2018**

**14. RESCTRICTED FUNDS**

**DEVELOPMENT FUND**

A fund set up to enable works on the development of the building and facilities for the benefit of the community. The costs associated with the building development have been capitalised and are being depreciated over the remaining term of the lease of the premises.

**PRE SCHOOL**

Restricted funds to be spent on our Pre School - a facility set up to provide nursery education facilities for pre-school children.

**PRE SCHOOL CAPITAL**

A fund for capital equipment for our Pre School.

**DEMENTIA SERVICES CAPITAL**

A fund for capital equipment for our Dementia Services Hub.

**TRINITY RESOURCE CENTRE LIMITED**

**DETAILED STATEMENT OF FINANCIAL ACTIVITIES  
FOR THE YEAR ENDED 31 DECEMBER 2018**

|                                  | 2018<br>£      | 2017<br>£      |
|----------------------------------|----------------|----------------|
| <b>INCOME AND ENDOWMENTS</b>     |                |                |
| <b>Donations and legacies</b>    |                |                |
| Donations                        | 13,445         | 17,787         |
| <b>Other trading activities</b>  |                |                |
| Fundraising events               | -              | 207            |
| <b>Investment income</b>         |                |                |
| Interest received                | 17             | -              |
| <b>Charitable activities</b>     |                |                |
| Rental of premises               | 61,405         | 53,213         |
| Grants                           | 64,691         | 50,662         |
| Fees                             | 115,978        | 119,590        |
| Lunch Clubs                      | 61,280         | 55,276         |
| Other income                     | 4,556          | 5,341          |
| Recharge of salaries to PCC      | 21,767         | 21,718         |
|                                  | <hr/> 329,677  | <hr/> 305,800  |
| <b>Total incoming resources</b>  | <b>343,139</b> | <b>323,794</b> |
| <b>EXPENDITURE</b>               |                |                |
| <b>Charitable activities</b>     |                |                |
| Wages                            | 207,551        | 205,568        |
| Social security                  | 7,255          | 8,280          |
| Pensions                         | 1,196          | 719            |
| Rates and water                  | 1,311          | 1,276          |
| Insurance                        | 3,900          | 3,679          |
| Light and heat                   | 11,818         | 11,736         |
| Telephone                        | 1,543          | 1,961          |
| Postage and stationery           | 2,700          | 2,742          |
| Advertising and publicity        | 534            | 5,650          |
| Recruitment                      | 489            | 260            |
| Rent                             | 12,000         | 12,000         |
| Travel                           | 564            | 545            |
| Computer expenses                | 2,197          | 1,790          |
| General expenses                 | 5,941          | 5,706          |
| Groceries                        | 28,163         | 29,804         |
| Activities                       | 3,109          | 3,161          |
| Equipment                        | 2,806          | 125            |
| Repairs and maintenance          | 6,931          | 951            |
| Cleaning                         | 3,506          | 3,544          |
| Waste management                 | 2,759          | 2,500          |
| Premises repairs and maintenance | 1,506          | 5,512          |
| Equipment hire                   | 1,247          | 1,143          |
| Training                         | 1,810          | 1,485          |
| Refreshments                     | 5,862          | 2,635          |
| Depreciation                     | 25,731         | 25,393         |
|                                  | <hr/> 342,429  | <hr/> 338,165  |
| <b>Support costs</b>             |                |                |

This page does not form part of the statutory financial statements

**TRINITY RESOURCE CENTRE LIMITED**

**DETAILED STATEMENT OF FINANCIAL ACTIVITIES  
FOR THE YEAR ENDED 31 DECEMBER 2018**

|                                 | <b>2018</b>    | <b>2017</b> |
|---------------------------------|----------------|-------------|
|                                 | <b>£</b>       | <b>£</b>    |
| <b>Management</b>               |                |             |
| Accountancy                     | <b>3,907</b>   | 2,466       |
| Professional fees               | <b>970</b>     | 710         |
| Bank charges                    | <b>645</b>     | 680         |
|                                 | <b>5,522</b>   | 3,856       |
| <b>Total resources expended</b> | <b>347,951</b> | 342,021     |
|                                 |                |             |
| <b>Net expenditure</b>          | <b>(4,812)</b> | (18,227)    |

This page does not form part of the statutory financial statements