

St Nicholas' and St Mary's Halewood Anglicans and Methodists Together in Halewood

Annual Report of the
Halewood Church Council
(Halewood Local Ecumenical Partnership)
for the year ended 31 December 2018

Halewood Local Ecumenical Partnership is a charity registered with the Charity Commission for England and Wales. Charity registration number: 1151632

Administrative information

St Nicholas' church is located on Church Road, Halewood and St Mary's church is on Leathers Lane Halewood. The parish is part of the Diocese of Liverpool and its official correspondence address is:

The Parish Office

St Nicholas' Centre

70 Church Road

Halewood

LIVERPOOL

L26 6LA

0151 487 9965

halewoodparish@btconnect.com

Official correspondence should be sent to the Parish Administrator at the above address.

The Treasurer is Lee Burton and the Independent Examiner is Roger Craine, both of whom can be contacted via the Parish Office.

Halewood Church Council

For the period 1 January 2018 until the date of approval of this report, the following people served as members of Halewood Church Council:

Rector (ex officio):

Rev Martyn Woodsford

Chair

Methodist circuit minister (ex officio):

Paul Wilson

HCC members:

Sandra Thomas
Tom Beesley
Alison Shacklady
Vanessa Harrison
Mark Harrison
Carol Blakeborough
Pam Boffey
Kathryn Griffin
Elisabeth Simon
Tom Harrison
Joe Barlow
Gillian Dover
Jean Critchley
Janet Fleming
Lee Burton
Ken Allen
Heather Holmes
Jenny Tasker
Colin Critchley
Katherine Cooper

Electoral roll officers:

Clare Baker and Angela Milne (from
13/11/17)

**HCC Secretary
Safeguarding officer
Deanery Synod Officers**

Kathryn Griffin
Colin Critchley
Tim Mason, Hilary Mason, Geoff Bullen (all
from April 2018)

Churchwardens

Sandra Thomas (St Nicholas')
Graham Elliott (St Nicholas')
Pam Boffey (St Mary's)

Deputy Wardens

Lesley Webb
Andry Reynolds

**Additional members of Halewood
and Hunts Cross Ministry team:**

(Team Vicar - vacant)
Alison Shacklady (Reader)
Rev Colin Critchley (minister with permission
to officiate)
Matthew Hargreaves (Reader)
Natasia Bullock (Methodist Youth Worker)

The Liverpool Diocesan Board of Finance acted as Custodian Trustee for the inalienable property of the church.

Bankers: Barclays Bank and Natwest Bank

Independent Examiner: Roger Craine c/o the Parish Office

Structure, Management and Governance

Halewood Local Ecumenical Partnership Trustees exercise the functions of the Methodist Church Council and are also the members of the Parochial Church Council. They operate as each body as appropriate according to the LEP constitution, Methodist Standing Orders, the Parochial Church Councils (Powers) Measure 1956 and the Church Representation Rules.

The method of appointment of LEP trustees is set out in its constitution and is compliant with the Church Representation Rules and Methodist standing orders. All church members are encouraged to register on the unified Electoral Roll and stand for election to the LEP trustee body.

Related Trusts:

Halewood Church of England Primary School: the parish has representatives on the school board of governors.

St Mary's Care Centre (registered charity 1000849): 2 members of the parish sit on the board of directors.

The HCC operates two subcommittees:

St Nicholas' Centre management committee: Martyn Woodsford (chair), Tom Harrison (vice chair), Pat Hatchard (Secretary), Joe Barlow, Sandra Thomas, Lesley Webb, Pam Boffey, Gill Dover, Barbara Harrington (Parish Administrator), Jan Fleming (Bursar), Lee Burton (Treasurer), Debbie Kenwell

Churchyard committee: Alison Shacklady, Kate Cooper, Colin Critchley, Colin West, Debbie Kenwell, Joe Barlow, Tom Harrison.

Individual LEP trustees receive external training as and when deemed appropriate by the trustee body. Training may include trustee responsibility training, basic health and safety, risk assessment and management, child protection procedures.

The LEP and St Hilda's Hunts Cross form the Halewood and Hunts Cross Ministry Team.

Objectives and Activities

Halewood Church Council is the overall decision-making body for the Parish. Halewood Church Council is an ecumenical body – Anglican and Methodist – which acts as the Parochial Church Council (PCC) and Methodist Church Council. The members of Halewood Church Council are the Trustees of the Halewood Local Ecumenical Partnership and operate under a constitution, based on a model document produced by Churches Together in England, adopted on 23 April 2012 and amended on 29 April 2017.

On 12 April 2013, the Halewood Local Ecumenical Partnership was granted registered charity status by the Charity Commission (Registered Charity Number 1151632).

When planning our activities for the year, the Halewood Church Council gives consideration to the Charity Commission's guidance on public benefit and, in particular, the specific guidance to charities concerned with the advancement of religion.

The purpose of Halewood Local Ecumenical Partnership, as set out in clause 2 of the constitution, is to advance the Christian faith in the Area of Benefit in accordance with the principles and practices of the participating churches.

The two churches, St Mary's and St Nicholas', are part of the Anglican Diocese of Liverpool and the Liverpool District of the Methodist Church; and the Anglican Deanery and Methodist Circuit which cover the South of Liverpool. (St Mary's church was, from the beginning, a shared Anglican/Methodist building. St Nicholas' remains an Anglican building.) Worship and Ministry in both churches reflect both Anglican and Methodist traditions.

In achieving its purpose, Halewood Church Council engages in a range of activities, either on its own or with others, including (but not restricted to):

- a) the celebration of public worship;
- b) the teaching of the Christian faith;
- c) mission and evangelism;
- d) pastoral work, including visiting the sick and the bereaved
- e) the provision of facilities with a Christian ethos for the local community, including (but not restricted to) the elderly, the young and other groups with special needs; and
- f) the support of other charities in the UK and overseas.

Activities for 2018

2018 saw the arrival of Rev Martyn Woodsford as team rector. His installation on April 12th was well attended and joyous.

The last year has seen

- Caterpillars grow and develop a new monthly service called Pram Service which is well attended
- An expansion of children's ministry at St. Mary's with the set up of a new Sunday School for the first time in many years with the increasing presence of young children in the church
- Rev Dr. Jane Durham move on to a new parish and we are in the process of finding a new team minister

The electoral roll is now 194 (St Nicholas' 140; St Mary's 57).

Attendances at St Nicholas' on Sundays across both services is an average of 70 adults and 25 children and on Thursdays 16 adults. In 2018 there were approximately 30 baptisms and 5 weddings. Ministers took around 20 funerals in church and also some services at the crematorium. Attendance at St Mary's on Sundays was on average 55 people with approximately 5 baptisms.


Youth and children's work continues to be very important. In addition to the points highlighted above we have a large team of volunteers who run our various groups for children of all ages. Natasia Bullock, our Methodist Youth Worker, continues to grow and develop the children's and youth work in our churches and local schools. This year has seen excellent relationships fostered across our community through various 'Experience' events including Experience Church, Experience Harvest etc. and the summer Holiday Club. Martyn has also been into Halewood C of E Primary school to do a communion service and collective worship. He has also visited Plantation School. Our Vineyard group (a church based youth club) and uniformed organisations continue to thrive and participate in our family parade service each month.

We have been working to improve our financial position and management. We are continuing to promote the Parish Giving Scheme which is showing positive results and streamlines the reclaim of Gift Aid.

Fundraising activities continue to contribute significantly to our building fund and the funds of the St Nicholas' Centre and are also successful social activities involving both parishioners and the wider community.

Plans for the future

The main event for this coming year is appointing a new team vicar



**Halewood Local Ecumenical Partnership
(registered charity 1151632)**

**Halewood Church Council
St. Nicholas' and St Mary's Churches
Halewood**

**Report and Financial Statements
for the year 2018**

Report and Financial Statements 2018

<u>Contents</u>	<u>Page</u>
Parochial Church Council Officials	3
Independent Examiners' Report	4
Statement of Financial Activities	5
Balance Sheet	6
Accounting Policies	7
Notes on the Financial Statements	9

Halewood Church Council Officials

See annual report

Report and Financial Statements 2018

St Nicholas Church & Centre

Barclays Bank plc
South Liverpool Branch
Hunts Cross
Liverpool

St Mary's Church

Nat West Bank plc
South Liverpool Branch
Hunts Cross
Liverpool

Examiner

Mr Roger Craine

Architect (St Nicholas Church)

Edmund Kirby
India Buildings
Water Street
Liverpool

Architect (St Mary's Church)

Robert Bell
Saunders Bell
Studio 56
Sherwood Road
Crosby
Liverpool

**HALEWOOD CHURCH COUNCIL
ST NICHOLAS & ST MARY'S CHURCHES, HALEWOOD
INDEPENDENT EXAMINERS REPORT
Report and Financial Statements 2018**

I report on the accounts for the year ended 31 December 2018 which are set out on pages 5 to 15.

Respective responsibilities of the Trustees and Independent Examiner

As trustees of the charity, the members of the PCC are responsible for the preparation of the accounts. They consider that an audit is not required for this year under section 144(2) of the Charities Act 2011 (the 2011 Act) and that an independent examination is needed.

It is my responsibility to:

- examine the accounts under section 145 of the 2011 Act;
- follow the procedures laid down in the General Directions given by the Charity Commissioners section 145(5)(b) of the 2011 Act; and
- state whether particular matters have come to my attention.

Basis of Independent Examiner's Statement

My examination was carried out in accordance with the General Directions given by the Charity Commission.


An examination includes a review of the accounting records kept by the charity and a comparison of the accounts presented with those records. It also includes consideration of any unusual items or disclosures in the accounts, and seeking explanations from the management committee concerning any such matters. The procedures undertaken do not provide all the evidence that would be required in a full audit, and consequently, I do not express an audit opinion on the accounts.

Independent Examiner's Statement

In connection with my examination, no matters have come to my attention:

- (1) which give me reasonable cause to believe that in any material respect the requirements
 - to keep accounting records in accordance with section 130 of the 2011 Act; or
 - to prepare accounts which accord with these accounting records have not been met; or
- (2) to which, in my opinion, attention should be drawn in order to enable a proper understanding of the accounts to be reached.

Mr Roger Craine



HALEWOOD CHURCH COUNCIL
ST NICHOLAS & ST MARY'S CHURCHES, HALEWOOD
STATEMENT OF FINANCIAL ACTIVITIES
For the year ended 31st December 2018

		Unrestricted Funds	Restricted Funds	Endowment Funds	TOTAL FUNDS	
					2018	2017
	Note	£	£	£	£	£
INCOMING RESOURCES						
Incoming resources from donors	2a,3a	68,313	7,518	0	75,831	77,405
Other voluntary incoming resources	2b,3b	4,557	1,595	0	6,152	8,873
Income from operating activities:						
- to further the Council's objects	2e,3c	21,429	0	0	21,429	23,899
- to generate funds	2d,3d	63,952	0	0	63,952	64,391
Income from investments	2e,3e	796	26	0	822	784
Other incoming resources	2f,3f	4,323	0	0	4,323	10,928
TOTAL INCOMING RESOURCES		163,369	9,138	0	172,508	186,280
RESOURCES USED						
Costs of generating funds	4a,5a	0	0	0	0	0
Grants	4b,5b	894	0	0	894	382
Activities directly relating to the work of the church	4c,5c	133,907	3,175	0	137,082	135,793
Management and administration of the Council	4d,5d	34,988	16,518	0	51,506	56,062
TOTAL RESOURCES EXPENDED		169,788	19,694	0	189,481	192,237
NET INCOMING (OUTGOING) RESOURCES		-6,419	-10,555	0	-16,974	-5,957
TRANSFERS	13	0	0	0	0	0
TOTAL AFTER TRANSFERS		-6,419	-10,555	0	-16,974	-5,957
GAINS & LOSSES ON INVESTMENTS		0	0	502	502	769
NET MOVEMENT IN FUNDS		-6,419	-10,555	502	-16,472	-5,188
BALANCES B / FWD AT 1 JANUARY		264,542	101,817	21,957	388,315	393,503
BALANCES CARRIED FORWARD AT 31 DECEMBER		258,123	91,262	22,458	371,843	388,315

HALEWOOD CHURCH COUNCIL
ST NICHOLAS & ST MARY'S CHURCHES, HALEWOOD
BALANCE SHEET
Report and Financial Statements 2018

	Note	2018 £	2017 £
FIXED ASSETS			
Tangible fixed assets	6	339,775	360,106
Investment assets	7	<u>22,458</u>	<u>21,187</u>
		362,234	381,293
CURRENT ASSETS			
Debtors & Prepayments	9	9,940	15,722
Short term deposits		0	0
Cash at bank and in hand		68,969	75,109
		<u>78,909</u>	<u>90,831</u>
LIABILITIES: AMOUNTS FALLING DUE WITHIN ONE YEAR	10	(39,052)	(43,754)
NET CURRENT ASSETS		<u>39,857</u>	<u>47,077</u>
LIABILITIES: AMOUNTS FALLING DUE AFTER MORE THAN ONE YEAR	11	(30,247)	(41,396)
NET ASSETS		<u><u>371,843</u></u>	<u><u>386,975</u></u>
FUNDS			
	8,12		
Unrestricted		258,123	264,542
Restricted		91,262	101,817
Endowment		22,458	21,957
		<u><u>371,843</u></u>	<u><u>388,315</u></u>

Approved by the Parochial Church Council on 26/10/19 and signed on its behalf by:

K. Griffin

Rev. M. P. Woodford

The notes on pages 7 to 15 form part of these accounts

**HALEWOOD CHURCH COUNCIL
ST NICHOLAS & ST MARY'S CHURCHES, HALEWOOD
Report and Financial Statements
For the year ended 31st December 2018**

ACCOUNTING POLICIES

The financial statements have been prepared in accordance with the Church Accounting Regulations 2006 together with applicable accounting standards and the Charities SORP.

The financial statements have been prepared under the historical cost convention except for the valuation of investment assets, which are shown at market value.

Funds

General funds represent the funds of Halewood Church Council (HCC) that are not subject to any restrictions regarding their use and are available for application on the general purposes of the HCC.

The accounts include transactions, assets and liabilities for which the HCC is held responsible in law. They do not include the accounts of Church groups that owe an affiliation to another body nor those that are informal gatherings of Church members.

Incoming Resources

Voluntary income and capital sources

Collections are recognised when received by or on behalf of the HCC.

Planned givings receivable under covenant are recognised only when received.

Income tax recoverable on covenants or gift aid donations is recognised when the income is recognised.

Grants and legacies to the HCC are accounted for as soon as the HCC is notified of its legal entitlement and the likely amount due.

Funds raised by the fetes and similar events are accounted for gross.

Sales of books and magazines from the church bookstall are accounted for gross.

Income from investment

Dividends and interest are accounted for when receivable. Tax recoverable on such income is recognised in the same accounting year.

Income from property rentals

Rental income is recognised when the rent is due.

**HALEWOOD CHURCH COUNCIL
ST NICHOLAS & ST MARY'S CHURCHES, HALEWOOD
Report and Financial Statements
For the year ended 31st December 2018**

Gains and losses on investments

Realised gains or losses are recognised when investments are sold. Unrealised gains or losses are accounted for on revaluation of investments at 31 December.

Fixed Assets

Consecrated land and buildings and movable church furnishings

Consecrated land and beneficed property is excluded from the accounts by section 10 of the Charities Act 2011.

No value is placed on movable church furnishings held by the churchwardens on special trust for the HCC and which require a faculty for disposal since the PCC considers this to be inalienable property. All expenditure incurred during the year on consecrated or beneficed buildings and movable 'church furnishings, relating to maintenance is written off as expenditure in the Statement of Financial Activities and separately disclosed.

During 2007 extensive works were carried out on phase one of the development to the inside of St Nicholas Church. It was agreed by HCC that the costs of the works would be capitalised and depreciated over a fifteen year period. This will also coincide with finance taken out in 2008 which will help to complete phase two of the reordering of the church

Land & Buildings- St Nicholas Centre

Land and buildings are valued at historic cost. It is the HCC's practice to maintain the Centre in a continual state of sound repair. Accordingly, the HCC considers that the economic life of the Centre and its residual value are such that any depreciation is insignificant and is thus not provided.

Other fixtures, fittings and office equipment

Equipment used within the church premises is depreciated on a straight line basis over 4 years. Individual items of equipment with a purchase price of £500 or less are written off when the asset is acquired.

Investments

Investments are valued at market value at 31 December. The valuation has been undertaken by the Central Board of Finance of the Church of England.

Current Assets

Amounts owing to the HCC at 31 December in respect of fees, rent or other income are shown as debtors less any provision for amounts that may prove uncollectable.

Short-term deposits include cash held on deposit either with the CBF Church of England Funds or at the bank.

HALEWOOD CHURCH COUNCIL
ST NICHOLAS & ST MARY'S CHURCHES, HALEWOOD
NOTES TO THE FINANCIAL STATEMENTS
Report and Financial Statements 2018

2 INCOMING RESOURCES

	Unrestricted Funds	Restricted Funds	Endowed Funds	TOTAL FUNDS	
				2018	2017
	£	£	£	£	£
2a Incoming resources from donors					
Regular Planned Giving:					
Tax Efficient Planned Giving	39,072	2,272	0	41,344	34,110
All income Tax recovered	11,759	382	0	12,141	13,577
Other planned giving	5,893	0	0	5,893	8,486
Loose Plate Collections	8,295	0	0	8,295	12,560
Occasional Giving					
Donations	3,294	4,864	0	8,158	8,672
	<u>68,313</u>	<u>7,518</u>	<u>0</u>	<u>75,831</u>	<u>77,405</u>
2b Other voluntary incoming resources					
Fund Raising	4,557	1,349	0	5,906	7,691
Bequests	0	0	0	0	0
Appeals & Donations & Grants	0	245	0	245	1,183
LA Churchyard maintenance grant	0	0	0	0	0
	<u>4,557</u>	<u>1,595</u>	<u>0</u>	<u>6,152</u>	<u>8,873</u>
2c Income from operating activities: to further the Council's objects					
Church Fees	21,429	0	0	21,429	23,899
	<u>21,429</u>	<u>0</u>	<u>0</u>	<u>21,429</u>	<u>23,899</u>
2d Income from operating activities: to generate funds					
Fete & other fund raising events	0	0	0	0	0
Sales	675	0	0	675	1,166
Subscriptions	0	0	0	0	0
Use of facilities	4,627	0	0	4,627	5,630
Lettings	58,651	0	0	58,651	57,595
Assigned fees	0	0	0	0	0
	<u>63,952</u>	<u>0</u>	<u>0</u>	<u>63,952</u>	<u>64,391</u>
2e Income from investment					
Dividends and Interest including any reclaimed tax	796	26	0	822	784
	<u>796</u>	<u>26</u>	<u>0</u>	<u>822</u>	<u>784</u>
2f Other ordinary income					
Photocopier	12	0	0	12	81
Insurance Claims	0	0	0	0	0
Other	4,311	0	0	4,311	10,847
	<u>4,323</u>	<u>0</u>	<u>0</u>	<u>4,323</u>	<u>10,928</u>
TOTAL INCOMING RESOURCES	<u>163,369</u>	<u>9,138</u>	<u>0</u>	<u>172,508</u>	<u>186,280</u>

HALEWOOD CHURCH COUNCIL
ST NICHOLAS & ST MARY'S CHURCHES, HALEWOOD
NOTES TO THE FINANCIAL STATEMENTS
Report and Financial Statements 2018

3 INCOMING RESOURCES

	Unrestricted Funds	Restricted Funds	Endowed Funds	TOTAL FUNDS	
				2018	2017
	£	£	£	£	£
3a Incoming resources from donors					
St Nicholas Church	42,335	7,518	0	49,853	52,102
St Mary's Church	25,803	0	0	25,803	25,129
St Nicholas Centre	175	0	0	175	174
	<u>68,313</u>	<u>7,518</u>	<u>0</u>	<u>75,831</u>	<u>77,405</u>
3b Other voluntary incoming resources					
St Nicholas Church	238	1,349	0	1,587	2,156
St Mary's Church	4,319	245	0	4,564	6,718
St Nicholas Centre	0	0	0	0	0
	<u>4,557</u>	<u>1,595</u>	<u>0</u>	<u>6,152</u>	<u>8,873</u>
3c Income from operating activities: to further the Council's objects					
St Nicholas Church	21,264	0	0	21,264	23,899
St Mary's Church	165	0	0	165	0
	<u>21,429</u>	<u>0</u>	<u>0</u>	<u>21,429</u>	<u>23,899</u>
3d Income from operating activities: to generate funds					
St Nicholas Church	675	0	0	675	1,166
St Mary's Church	12,615	0	0	12,615	11,921
St Nicholas Centre	50,663	0	0	50,663	51,304
	<u>63,952</u>	<u>0</u>	<u>0</u>	<u>63,952</u>	<u>64,391</u>
3e Income from investment					
St Nicholas Church	779	26	0	805	769
St Mary's Church	0	0	0	0	1
St Nicholas Centre	17	0	0	17	14
	<u>796</u>	<u>26</u>	<u>0</u>	<u>822</u>	<u>784</u>
3f Other ordinary income					
St Nicholas Church	435	0	0	435	6,521
St Mary's Church	0	0	0	0	0
St Nicholas Centre	3,888	0	0	3,888	4,406
	<u>4,323</u>	<u>0</u>	<u>0</u>	<u>4,323</u>	<u>10,928</u>
Total Incoming Resources					
St Nicholas Church	65,725	8,893	0	74,618	86,613
St Mary's Church	42,902	245	0	43,147	43,768
St Nicholas Centre	54,743	0	0	54,743	55,899
TOTAL INCOMING RESOURCES	<u>163,369</u>	<u>9,138</u>	<u>0</u>	<u>172,508</u>	<u>186,280</u>

HALEWOOD CHURCH COUNCIL
ST NICHOLAS & ST MARY'S CHURCHES, HALEWOOD
NOTES TO THE FINANCIAL STATEMENTS (Continued)
Report and Financial Statements 2018

4 RESOURCES EXPENDED

	Unrestricted Funds £	Restricted Funds £	Endowment Funds £	TOTAL FUNDS	
				2018 £	2017 £
4a Costs of generating funds					
Gross costs of fund raising	0	0	0	0	0
4b Grants					
Other	894	0	0	894	382
	894	0	0	894	382
4c Activities directly relating to the work of the Church					
Diocesan Quota & Stipend	43,629	0	0	43,629	40,824
Methodist Assessment	24,096	0	0	24,096	22,914
Parish Fees	4,274	0	0	4,274	4,720
<i>Clergy Expenses</i>					
Vicar's Expenses	5,764	0	0	5,764	7,704
Telephone	857	0	0	857	826
Assistant staff costs	0	0	0	0	0
<i>Church & Centre Running Expense</i>					
Utilities	25,563	0	0	25,563	23,938
Insurance	865	0	0	865	2,085
Upkeep of services	3,463	2,914	0	6,377	5,217
Routine repairs to building	16,347	0	0	16,347	17,892
Major fabric repairs	0	0	0	0	0
Grounds & Security	0	0	0	0	0
<i>Costs related to trading</i>					
Garden Fete	0	0	0	0	0
Provision for doubtful debts	0	0	0	0	0
Cost of sales	2,970	0	0	2,970	214
Junior Church & Youth Groups	0	0	0	0	0
<i>Support and training costs</i>					
Verger	3,050	0	0	3,050	3,055
Organist's fees	1,875	0	0	1,875	2,230
Bellringers	760	0	0	760	1,520
Other	394	262	0	656	2,654
	133,907	3,175	0	137,082	135,793
4d Management and administration of the Council					
Office Expenditure	10,678	0	0	10,678	10,655
Wages & Secretarial assistance	19,416	0	0	19,416	18,077
Depreciation	2,163	20,805	0	22,968	22,883
Amortisation of Grant	0	(4,881)	0	(4,881)	(4,881)
Bank charges and Loan Interest	834	594	0	1,429	1,574
Other	1,897	0	0	1,897	7,754
	34,988	16,518	0	51,506	56,062
TOTAL RESOURCES USED	169,788	19,694	0	189,481	192,237

HALEWOOD CHURCH COUNCIL
ST NICHOLAS & ST MARY'S CHURCHES, HALEWOOD
NOTES TO THE FINANCIAL STATEMENTS (Continued)
Report and Financial Statements 2018

5 RESOURCES EXPENDED

	Unrestricted Funds	Restricted Funds	Endowment Funds	TOTAL FUNDS	
				2018	2017
	£	£	£	£	£
5a Costs of generating funds					
Gross costs of fund raising	<u>0</u>	<u>0</u>	<u>0</u>	<u>0</u>	<u>0</u>
5b Grants					
St Nicholas Church	894	0	0	894	382
St Mary's Church	0	0	0	0	0
St Nicholas Centre	0	0	0	0	0
	<u>894</u>	<u>0</u>	<u>0</u>	<u>894</u>	<u>382</u>
5c Activities directly relating to the work of the Church					
St Nicholas Church	69,201	2,914	0	72,114	69,559
St Mary's Church	37,860	262	0	38,122	44,863
St Nicholas Centre	26,846	0	0	26,846	21,372
	<u>133,907</u>	<u>3,175</u>	<u>0</u>	<u>137,082</u>	<u>135,793</u>
5d Management and administration of the Council					
St Nicholas Church	9,531	16,518	0	26,049	31,107
St Mary's Church	2,858	0	0	2,858	2,803
St Nicholas Centre	22,599	0	0	22,599	22,151
	<u>34,988</u>	<u>16,518</u>	<u>0</u>	<u>51,506</u>	<u>56,062</u>
Total Resources Used					
St Nicholas Church	79,625	19,432	0	99,057	101,048
St Mary's Church	40,718	262	0	40,980	47,666
St Nicholas Centre	49,445	0	0	49,445	43,523
TOTAL RESOURCES USED	<u>169,788</u>	<u>19,694</u>	<u>0</u>	<u>189,481</u>	<u>192,237</u>

HALEWOOD CHURCH COUNCIL
ST NICHOLAS & ST MARY'S CHURCHES, HALEWOOD
Report and Financial Statements
For the year ended 31st December 2018

6 FIXED ASSETS

	Land & Buildings £	Other £	Total £
Tangible fixed assets			
GROSS BOOK VALUE			
At 1 January 2018	252,089	380,523	632,612
Additions	0	2,638	2,638
At 31 December 2018	<u>252,089</u>	<u>383,161</u>	<u>635,250</u>
DEPRECIATION			
At 1 January 2018	0	272,506	272,506
Charge for the year	0	22,968	22,968
Depreciation on disposals	0	0	0
At 31 December 2018	<u>0</u>	<u>295,474</u>	<u>295,474</u>
NET BOOK VALUE			
At 1 January 2018	<u>252,089</u>	<u>108,017</u>	<u>360,106</u>
At 31 December 2018	<u>252,089</u>	<u>87,686</u>	<u>339,775</u>
St Nicholas Church	0	81,802	81,802
St Mary's Church	0	0	0
St Nicholas Centre	<u>252,089</u>	<u>5,885</u>	<u>257,974</u>
	<u>252,089</u>	<u>87,686</u>	<u>339,775</u>

7 INVESTMENTS

	2018 £	2017 £
Market Value	<u>22,458</u>	<u>21,187</u>

The investments are various holdings in the Investment and Fixed Interest Funds of the Central Board of Finance. All investments are held by St Nicholas Church. The movement in market value is reflected in the statement of financial activities.

HALEWOOD CHURCH COUNCIL
ST NICHOLAS & ST MARY'S CHURCHES, HALEWOOD
Report and Financial Statements
For the year ended 31st December 2018

8 ANALYSIS OF NET ASSETS BY FUND

	Unrestricted Funds £	Restricted Funds £	Endowment Funds £	Total £
Fixed Assets	257,974	81,802	0	339,775
Investments	0	0	22,458	22,458
Debtors	9,558	382	0	9,940
Bank & cash in hand	20,861	48,108	0	68,969
Current Assets	0	0	0	0
Current Liabilities	-15,754	-23,299	0	-39,052
Liabilities greater than one year	-14,515	-15,732	0	-30,247
Fund balance	258,123	91,261	22,458	371,843
St Nicholas Church	4,778	86,559	22,458	113,796
St Mary's Church	17,190	4,702	0	21,892
St Nicholas Centre	236,155	0	0	236,155
	258,123	91,261	22,458	371,843

9 DEBTORS & PREPAYMENTS

	2018 £	2017 £
Prepaid Expenses	3,005	2,442
Rentals due, less bad debt provision	700	717
Income Tax Recoverable	5,265	12,564
Other Debtors	970	0
	9,940	15,722
St Nicholas Church	3,322	8,003
St Mary's Church	2,898	4,547
St Nicholas Centre	3,720	3,172
	9,940	15,722

10 LIABILITIES: amounts falling due within one year

	2018 £	2017 £
Bank Loan Repayments	12,305	12,170
Deferred Grant income	18,426	23,308
Other Creditors	8,321	8,276
	39,052	43,754
St Nicholas Church	24,923	28,108
St Mary's Church	3,317	4,638
St Nicholas Centre	10,812	11,008
	39,052	43,754


HALEWOOD CHURCH COUNCIL
ST NICHOLAS & ST MARY'S CHURCHES, HALEWOOD
Report and Financial Statements
For the year ended 31st December 2018

11 LIABILITIES: amounts falling after more than one year

	2018 £	2017 £
Bank Loan Repayments	<u>30,247</u>	<u>41,396</u>
Amounts falling due between one and two years	12,305	12,170
Amounts falling due between two and five years	17,942	29,226
Amounts falling due in over five years	<u>0</u>	<u>0</u>
	<u>30,247</u>	<u>41,396</u>
St Nicholas Church	15,732	20,065
St Mary's Church	0	0
St Nicholas Centre	<u>14,515</u>	<u>21,330</u>
	<u>30,247</u>	<u>41,396</u>

12 RESTRICTED FUNDS

	2018 £	2017 £
The closing balance of Restricted Funds comprised the following:		
St Nicholas Church;		
Building Fund	80,629	92,506
Churchyard Fund	<u>5,930</u>	<u>4,592</u>
	<u>86,559</u>	<u>97,098</u>
St Mary's Church;		
Junior Missions for All Fund	290	87
Partners in Mission Fund	816	816
Youth Fellowship	368	584
Other	<u>3,228</u>	<u>3,232</u>
	<u>4,702</u>	<u>4,719</u>
Total Restricted Funds	<u>91,261</u>	<u>101,817</u>



**Halewood Local Ecumenical Partnership
(registered charity 1151632)**

**Halewood Church Council
St. Nicholas' and St Mary's Churches
Halewood**

**Report and Financial Statements
for the year 2018**

Report and Financial Statements 2018

<u>Contents</u>	<u>Page</u>
Parochial Church Council Officials	3
Independent Examiners' Report	4
Statement of Financial Activities	5
Balance Sheet	6
Accounting Policies	7
Notes on the Financial Statements	9

Halewood Church Council Officials

See annual report

Report and Financial Statements 2018

St Nicholas Church & Centre

Barclays Bank plc
South Liverpool Branch
Hunts Cross
Liverpool

St Mary's Church

Nat West Bank plc
South Liverpool Branch
Hunts Cross
Liverpool

Examiner

Mr Roger Craine

Architect (St Nicholas Church)

Edmund Kirby
India Buildings
Water Street
Liverpool

Architect (St Mary's Church)

Robert Bell
Saunders Bell
Studio 56
Sherwood Road
Crosby
Liverpool

**HALEWOOD CHURCH COUNCIL
ST NICHOLAS & ST MARY'S CHURCHES, HALEWOOD
INDEPENDENT EXAMINERS REPORT
Report and Financial Statements 2018**

I report on the accounts for the year ended 31 December 2018 which are set out on pages 5 to 15.

Respective responsibilities of the Trustees and Independent Examiner

As trustees of the charity, the members of the PCC are responsible for the preparation of the accounts. They consider that an audit is not required for this year under section 144(2) of the Charities Act 2011 (the 2011 Act) and that an independent examination is needed.

It is my responsibility to:

- examine the accounts under section 145 of the 2011 Act;
- follow the procedures laid down in the General Directions given by the Charity Commissioners section 145(5)(b) of the 2011 Act; and
- state whether particular matters have come to my attention.

Basis of Independent Examiner's Statement

My examination was carried out in accordance with the General Directions given by the Charity Commission.


An examination includes a review of the accounting records kept by the charity and a comparison of the accounts presented with those records. It also includes consideration of any unusual items or disclosures in the accounts, and seeking explanations from the management committee concerning any such matters. The procedures undertaken do not provide all the evidence that would be required in a full audit, and consequently, I do not express an audit opinion on the accounts.

Independent Examiner's Statement

In connection with my examination, no matters have come to my attention:

- (1) which give me reasonable cause to believe that in any material respect the requirements
 - to keep accounting records in accordance with section 130 of the 2011 Act; or
 - to prepare accounts which accord with these accounting records have not been met; or
- (2) to which, in my opinion, attention should be drawn in order to enable a proper understanding of the accounts to be reached.

Mr Roger Craine



HALEWOOD CHURCH COUNCIL
ST NICHOLAS & ST MARY'S CHURCHES, HALEWOOD
STATEMENT OF FINANCIAL ACTIVITIES
For the year ended 31st December 2018

		Unrestricted Funds	Restricted Funds	Endowment Funds	TOTAL FUNDS	
					2018	2017
	Note	£	£	£	£	£
INCOMING RESOURCES						
Incoming resources from donors	2a,3a	68,313	7,518	0	75,831	77,405
Other voluntary incoming resources	2b,3b	4,557	1,595	0	6,152	8,873
Income from operating activities:						
- to further the Council's objects	2c,3c	21,429	0	0	21,429	23,899
- to generate funds	2d,3d	63,952	0	0	63,952	64,391
Income from investments	2e,3e	796	26	0	822	784
Other incoming resources	2f,3f	4,323	0	0	4,323	10,928
TOTAL INCOMING RESOURCES		163,369	9,138	0	172,508	186,280
RESOURCES USED						
Costs of generating funds	4a,5a	0	0	0	0	0
Grants	4b,5b	894	0	0	894	382
Activities directly relating to the work of the church	4c,5c	133,907	3,175	0	137,082	135,793
Management and administration of the Council	4d,5d	34,988	16,518	0	51,506	56,062
TOTAL RESOURCES EXPENDED		169,788	19,694	0	189,481	192,237
NET INCOMING (OUTGOING) RESOURCES		-6,419	-10,555	0	-16,974	-5,957
TRANSFERS	13	0	0	0	0	0
TOTAL AFTER TRANSFERS		-6,419	-10,555	0	-16,974	-5,957
GAINS & LOSSES ON INVESTMENTS		0	0	502	502	769
NET MOVEMENT IN FUNDS		-6,419	-10,555	502	-16,472	-5,188
BALANCES B / FWD AT 1 JANUARY		264,542	101,817	21,957	388,315	393,503
BALANCES CARRIED FORWARD AT 31 DECEMBER		258,123	91,262	22,458	371,843	388,315

HALEWOOD CHURCH COUNCIL
ST NICHOLAS & ST MARY'S CHURCHES, HALEWOOD
BALANCE SHEET
Report and Financial Statements 2018

	Note	2018 £	2017 £
FIXED ASSETS			
Tangible fixed assets	6	339,775	360,106
Investment assets	7	<u>22,458</u>	<u>21,187</u>
		362,234	381,293
CURRENT ASSETS			
Debtors & Prepayments	9	9,940	15,722
Short term deposits		0	0
Cash at bank and in hand		68,969	75,109
		<u>78,909</u>	<u>90,831</u>
LIABILITIES: AMOUNTS FALLING DUE WITHIN ONE YEAR	10	(39,052)	(43,754)
NET CURRENT ASSETS		<u>39,857</u>	<u>47,077</u>
LIABILITIES: AMOUNTS FALLING DUE AFTER MORE THAN ONE YEAR	11	(30,247)	(41,396)
NET ASSETS		<u><u>371,843</u></u>	<u><u>386,975</u></u>
FUNDS			
	8,12		
Unrestricted		258,123	264,542
Restricted		91,262	101,817
Endowment		22,458	21,957
		<u><u>371,843</u></u>	<u><u>388,315</u></u>

Approved by the Parochial Church Council on 26/10/19 and signed on its behalf by:

K. Griffin

Rev. M. P. Woodford

The notes on pages 7 to 15 form part of these accounts

**HALEWOOD CHURCH COUNCIL
ST NICHOLAS & ST MARY'S CHURCHES, HALEWOOD
Report and Financial Statements
For the year ended 31st December 2018**

ACCOUNTING POLICIES

The financial statements have been prepared in accordance with the Church Accounting Regulations 2006 together with applicable accounting standards and the Charities SORP.

The financial statements have been prepared under the historical cost convention except for the valuation of investment assets, which are shown at market value.

Funds

General funds represent the funds of Halewood Church Council (HCC) that are not subject to any restrictions regarding their use and are available for application on the general purposes of the HCC.

The accounts include transactions, assets and liabilities for which the HCC is held responsible in law. They do not include the accounts of Church groups that owe an affiliation to another body nor those that are informal gatherings of Church members.

Incoming Resources

Voluntary income and capital sources

Collections are recognised when received by or on behalf of the HCC.

Planned givings receivable under covenant are recognised only when received.

Income tax recoverable on covenants or gift aid donations is recognised when the income is recognised.

Grants and legacies to the HCC are accounted for as soon as the HCC is notified of its legal entitlement and the likely amount due.

Funds raised by the fetes and similar events are accounted for gross.

Sales of books and magazines from the church bookstall are accounted for gross.

Income from investment

Dividends and interest are accounted for when receivable. Tax recoverable on such income is recognised in the same accounting year.

Income from property rentals

Rental income is recognised when the rent is due.

**HALEWOOD CHURCH COUNCIL
ST NICHOLAS & ST MARY'S CHURCHES, HALEWOOD
Report and Financial Statements
For the year ended 31st December 2018**

Gains and losses on investments

Realised gains or losses are recognised when investments are sold. Unrealised gains or losses are accounted for on revaluation of investments at 31 December.

Fixed Assets

Consecrated land and buildings and movable church furnishings

Consecrated land and beneficed property is excluded from the accounts by section 10 of the Charities Act 2011.

No value is placed on movable church furnishings held by the churchwardens on special trust for the HCC and which require a faculty for disposal since the PCC considers this to be inalienable property. All expenditure incurred during the year on consecrated or beneficed buildings and movable 'church furnishings, relating to maintenance is written off as expenditure in the Statement of Financial Activities and separately disclosed.

During 2007 extensive works were carried out on phase one of the development to the inside of St Nicholas Church. It was agreed by HCC that the costs of the works would be capitalised and depreciated over a fifteen year period. This will also coincide with finance taken out in 2008 which will help to complete phase two of the reordering of the church

Land & Buildings- St Nicholas Centre

Land and buildings are valued at historic cost. It is the HCC's practice to maintain the Centre in a continual state of sound repair. Accordingly, the HCC considers that the economic life of the Centre and its residual value are such that any depreciation is insignificant and is thus not provided.

Other fixtures, fittings and office equipment

Equipment used within the church premises is depreciated on a straight line basis over 4 years. Individual items of equipment with a purchase price of £500 or less are written off when the asset is acquired.

Investments

Investments are valued at market value at 31 December. The valuation has been undertaken by the Central Board of Finance of the Church of England.

Current Assets

Amounts owing to the HCC at 31 December in respect of fees, rent or other income are shown as debtors less any provision for amounts that may prove uncollectable.

Short-term deposits include cash held on deposit either with the CBF Church of England Funds or at the bank.

HALEWOOD CHURCH COUNCIL
ST NICHOLAS & ST MARY'S CHURCHES, HALEWOOD
NOTES TO THE FINANCIAL STATEMENTS
Report and Financial Statements 2018

2 INCOMING RESOURCES

	Unrestricted Funds	Restricted Funds	Endowed Funds	TOTAL FUNDS	
				2018	2017
	£	£	£	£	£
2a Incoming resources from donors					
Regular Planned Giving:					
Tax Efficient Planned Giving	39,072	2,272	0	41,344	34,110
All income Tax recovered	11,759	382	0	12,141	13,577
Other planned giving	5,893	0	0	5,893	8,486
Loose Plate Collections	8,295	0	0	8,295	12,560
Occasional Giving					
Donations	3,294	4,864	0	8,158	8,672
	<u>68,313</u>	<u>7,518</u>	<u>0</u>	<u>75,831</u>	<u>77,405</u>
2b Other voluntary incoming resources					
Fund Raising	4,557	1,349	0	5,906	7,691
Bequests	0	0	0	0	0
Appeals & Donations & Grants	0	245	0	245	1,183
LA Churchyard maintenance grant	0	0	0	0	0
	<u>4,557</u>	<u>1,595</u>	<u>0</u>	<u>6,152</u>	<u>8,873</u>
2c Income from operating activities: to further the Council's objects					
Church Fees	21,429	0	0	21,429	23,899
	<u>21,429</u>	<u>0</u>	<u>0</u>	<u>21,429</u>	<u>23,899</u>
2d Income from operating activities: to generate funds					
Fete & other fund raising events	0	0	0	0	0
Sales	675	0	0	675	1,166
Subscriptions	0	0	0	0	0
Use of facilities	4,627	0	0	4,627	5,630
Lettings	58,651	0	0	58,651	57,595
Assigned fees	0	0	0	0	0
	<u>63,952</u>	<u>0</u>	<u>0</u>	<u>63,952</u>	<u>64,391</u>
2e Income from investment					
Dividends and Interest including any reclaimed tax	796	26	0	822	784
	<u>796</u>	<u>26</u>	<u>0</u>	<u>822</u>	<u>784</u>
2f Other ordinary income					
Photocopier	12	0	0	12	81
Insurance Claims	0	0	0	0	0
Other	4,311	0	0	4,311	10,847
	<u>4,323</u>	<u>0</u>	<u>0</u>	<u>4,323</u>	<u>10,928</u>
TOTAL INCOMING RESOURCES	<u>163,369</u>	<u>9,138</u>	<u>0</u>	<u>172,508</u>	<u>186,280</u>

HALEWOOD CHURCH COUNCIL
ST NICHOLAS & ST MARY'S CHURCHES, HALEWOOD
NOTES TO THE FINANCIAL STATEMENTS
Report and Financial Statements 2018

3 INCOMING RESOURCES

	Unrestricted Funds	Restricted Funds	Endowed Funds	TOTAL FUNDS	
				2018	2017
	£	£	£	£	£
3a Incoming resources from donors					
St Nicholas Church	42,335	7,518	0	49,853	52,102
St Mary's Church	25,803	0	0	25,803	25,129
St Nicholas Centre	175	0	0	175	174
	<u>68,313</u>	<u>7,518</u>	<u>0</u>	<u>75,831</u>	<u>77,405</u>
3b Other voluntary incoming resources					
St Nicholas Church	238	1,349	0	1,587	2,156
St Mary's Church	4,319	245	0	4,564	6,718
St Nicholas Centre	0	0	0	0	0
	<u>4,557</u>	<u>1,595</u>	<u>0</u>	<u>6,152</u>	<u>8,873</u>
3c Income from operating activities: to further the Council's objects					
St Nicholas Church	21,264	0	0	21,264	23,899
St Mary's Church	165	0	0	165	0
	<u>21,429</u>	<u>0</u>	<u>0</u>	<u>21,429</u>	<u>23,899</u>
3d Income from operating activities: to generate funds					
St Nicholas Church	675	0	0	675	1,166
St Mary's Church	12,615	0	0	12,615	11,921
St Nicholas Centre	50,663	0	0	50,663	51,304
	<u>63,952</u>	<u>0</u>	<u>0</u>	<u>63,952</u>	<u>64,391</u>
3e Income from investment					
St Nicholas Church	779	26	0	805	769
St Mary's Church	0	0	0	0	1
St Nicholas Centre	17	0	0	17	14
	<u>796</u>	<u>26</u>	<u>0</u>	<u>822</u>	<u>784</u>
3f Other ordinary income					
St Nicholas Church	435	0	0	435	6,521
St Mary's Church	0	0	0	0	0
St Nicholas Centre	3,888	0	0	3,888	4,406
	<u>4,323</u>	<u>0</u>	<u>0</u>	<u>4,323</u>	<u>10,928</u>
Total Incoming Resources					
St Nicholas Church	65,725	8,893	0	74,618	86,613
St Mary's Church	42,902	245	0	43,147	43,768
St Nicholas Centre	54,743	0	0	54,743	55,899
TOTAL INCOMING RESOURCES	<u>163,369</u>	<u>9,138</u>	<u>0</u>	<u>172,508</u>	<u>186,280</u>

HALEWOOD CHURCH COUNCIL
ST NICHOLAS & ST MARY'S CHURCHES, HALEWOOD
NOTES TO THE FINANCIAL STATEMENTS (Continued)
Report and Financial Statements 2018

4 RESOURCES EXPENDED

	Unrestricted Funds £	Restricted Funds £	Endowment Funds £	TOTAL FUNDS	
				2018 £	2017 £
4a Costs of generating funds					
Gross costs of fund raising	0	0	0	0	0
4b Grants					
Other	894	0	0	894	382
	<u>894</u>	<u>0</u>	<u>0</u>	<u>894</u>	<u>382</u>
4c Activities directly relating to the work of the Church					
Diocesan Quota & Stipend	43,629	0	0	43,629	40,824
Methodist Assessment	24,096	0	0	24,096	22,914
Parish Fees	4,274	0	0	4,274	4,720
<i>Clergy Expenses</i>					
Vicar's Expenses	5,764	0	0	5,764	7,704
Telephone	857	0	0	857	826
Assistant staff costs	0	0	0	0	0
<i>Church & Centre Running Expense</i>					
Utilities	25,563	0	0	25,563	23,938
Insurance	865	0	0	865	2,085
Upkeep of services	3,463	2,914	0	6,377	5,217
Routine repairs to building	16,347	0	0	16,347	17,892
Major fabric repairs	0	0	0	0	0
Grounds & Security	0	0	0	0	0
<i>Costs related to trading</i>					
Garden Fete	0	0	0	0	0
Provision for doubtful debts	0	0	0	0	0
Cost of sales	2,970	0	0	2,970	214
Junior Church & Youth Groups	0	0	0	0	0
<i>Support and training costs</i>					
Verger	3,050	0	0	3,050	3,055
Organist's fees	1,875	0	0	1,875	2,230
Bellringers	760	0	0	760	1,520
Other	394	262	0	656	2,654
	<u>133,907</u>	<u>3,175</u>	<u>0</u>	<u>137,082</u>	<u>135,793</u>
4d Management and administration of the Council					
Office Expenditure	10,678	0	0	10,678	10,655
Wages & Secretarial assistance	19,416	0	0	19,416	18,077
Depreciation	2,163	20,805	0	22,968	22,883
Amortisation of Grant	0	(4,881)	0	(4,881)	(4,881)
Bank charges and Loan Interest	834	594	0	1,429	1,574
Other	1,897	0	0	1,897	7,754
	<u>34,988</u>	<u>16,518</u>	<u>0</u>	<u>51,506</u>	<u>56,062</u>
TOTAL RESOURCES USED	<u>169,788</u>	<u>19,694</u>	<u>0</u>	<u>189,481</u>	<u>192,237</u>

HALEWOOD CHURCH COUNCIL
ST NICHOLAS & ST MARY'S CHURCHES, HALEWOOD
NOTES TO THE FINANCIAL STATEMENTS (Continued)
Report and Financial Statements 2018

5 RESOURCES EXPENDED

	Unrestricted Funds	Restricted Funds	Endowment Funds	TOTAL FUNDS	
				2018	2017
	£	£	£	£	£
5a Costs of generating funds					
Gross costs of fund raising	<u>0</u>	<u>0</u>	<u>0</u>	<u>0</u>	<u>0</u>
5b Grants					
St Nicholas Church	894	0	0	894	382
St Mary's Church	0	0	0	0	0
St Nicholas Centre	0	0	0	0	0
	<u>894</u>	<u>0</u>	<u>0</u>	<u>894</u>	<u>382</u>
5c Activities directly relating to the work of the Church					
St Nicholas Church	69,201	2,914	0	72,114	69,559
St Mary's Church	37,860	262	0	38,122	44,863
St Nicholas Centre	26,846	0	0	26,846	21,372
	<u>133,907</u>	<u>3,175</u>	<u>0</u>	<u>137,082</u>	<u>135,793</u>
5d Management and administration of the Council					
St Nicholas Church	9,531	16,518	0	26,049	31,107
St Mary's Church	2,858	0	0	2,858	2,803
St Nicholas Centre	22,599	0	0	22,599	22,151
	<u>34,988</u>	<u>16,518</u>	<u>0</u>	<u>51,506</u>	<u>56,062</u>
Total Resources Used					
St Nicholas Church	79,625	19,432	0	99,057	101,048
St Mary's Church	40,718	262	0	40,980	47,666
St Nicholas Centre	49,445	0	0	49,445	43,523
TOTAL RESOURCES USED	<u>169,788</u>	<u>19,694</u>	<u>0</u>	<u>189,481</u>	<u>192,237</u>

HALEWOOD CHURCH COUNCIL
ST NICHOLAS & ST MARY'S CHURCHES, HALEWOOD
Report and Financial Statements
For the year ended 31st December 2018

6 FIXED ASSETS

	Land & Buildings £	Other £	Total £
Tangible fixed assets			
GROSS BOOK VALUE			
At 1 January 2018	252,089	380,523	632,612
Additions	0	2,638	2,638
At 31 December 2018	<u>252,089</u>	<u>383,161</u>	<u>635,250</u>
DEPRECIATION			
At 1 January 2018	0	272,506	272,506
Charge for the year	0	22,968	22,968
Depreciation on disposals	0	0	0
At 31 December 2018	<u>0</u>	<u>295,474</u>	<u>295,474</u>
NET BOOK VALUE			
At 1 January 2018	<u>252,089</u>	<u>108,017</u>	<u>360,106</u>
At 31 December 2018	<u>252,089</u>	<u>87,686</u>	<u>339,775</u>
St Nicholas Church	0	81,802	81,802
St Mary's Church	0	0	0
St Nicholas Centre	<u>252,089</u>	<u>5,885</u>	<u>257,974</u>
	<u>252,089</u>	<u>87,686</u>	<u>339,775</u>

7 INVESTMENTS

	2018 £	2017 £
Market Value	<u>22,458</u>	<u>21,187</u>

The investments are various holdings in the Investment and Fixed Interest Funds of the Central Board of Finance. All investments are held by St Nicholas Church. The movement in market value is reflected in the statement of financial activities.

HALEWOOD CHURCH COUNCIL
ST NICHOLAS & ST MARY'S CHURCHES, HALEWOOD
Report and Financial Statements
For the year ended 31st December 2018

8 ANALYSIS OF NET ASSETS BY FUND

	Unrestricted Funds £	Restricted Funds £	Endowment Funds £	Total £
Fixed Assets	257,974	81,802	0	339,775
Investments	0	0	22,458	22,458
Debtors	9,558	382	0	9,940
Bank & cash in hand	20,861	48,108	0	68,969
Current Assets	0	0	0	0
Current Liabilities	-15,754	-23,299	0	-39,052
Liabilities greater than one year	-14,515	-15,732	0	-30,247
Fund balance	258,123	91,261	22,458	371,843
St Nicholas Church	4,778	86,559	22,458	113,796
St Mary's Church	17,190	4,702	0	21,892
St Nicholas Centre	236,155	0	0	236,155
	258,123	91,261	22,458	371,843

9 DEBTORS & PREPAYMENTS

	2018 £	2017 £
Prepaid Expenses	3,005	2,442
Rentals due, less bad debt provision	700	717
Income Tax Recoverable	5,265	12,564
Other Debtors	970	0
	9,940	15,722
St Nicholas Church	3,322	8,003
St Mary's Church	2,898	4,547
St Nicholas Centre	3,720	3,172
	9,940	15,722

10 LIABILITIES: amounts falling due within one year

	2018 £	2017 £
Bank Loan Repayments	12,305	12,170
Deferred Grant income	18,426	23,308
Other Creditors	8,321	8,276
	39,052	43,754
St Nicholas Church	24,923	28,108
St Mary's Church	3,317	4,638
St Nicholas Centre	10,812	11,008
	39,052	43,754

HALEWOOD CHURCH COUNCIL
ST NICHOLAS & ST MARY'S CHURCHES, HALEWOOD
Report and Financial Statements
For the year ended 31st December 2018

11 LIABILITIES: amounts falling after more than one year

	2018 £	2017 £
Bank Loan Repayments	<u>30,247</u>	<u>41,396</u>
Amounts falling due between one and two years	12,305	12,170
Amounts falling due between two and five years	17,942	29,226
Amounts falling due in over five years	<u>0</u>	<u>0</u>
	<u>30,247</u>	<u>41,396</u>
St Nicholas Church	15,732	20,065
St Mary's Church	0	0
St Nicholas Centre	<u>14,515</u>	<u>21,330</u>
	<u>30,247</u>	<u>41,396</u>

12 RESTRICTED FUNDS

	2018 £	2017 £
The closing balance of Restricted Funds comprised the following:		
St Nicholas Church;		
Building Fund	80,629	92,506
Churchyard Fund	<u>5,930</u>	<u>4,592</u>
	<u>86,559</u>	<u>97,098</u>
St Mary's Church;		
Junior Missions for All Fund	290	87
Partners in Mission Fund	816	816
Youth Fellowship	368	584
Other	<u>3,228</u>	<u>3,232</u>
	<u>4,702</u>	<u>4,719</u>
Total Restricted Funds	<u>91,261</u>	<u>101,817</u>